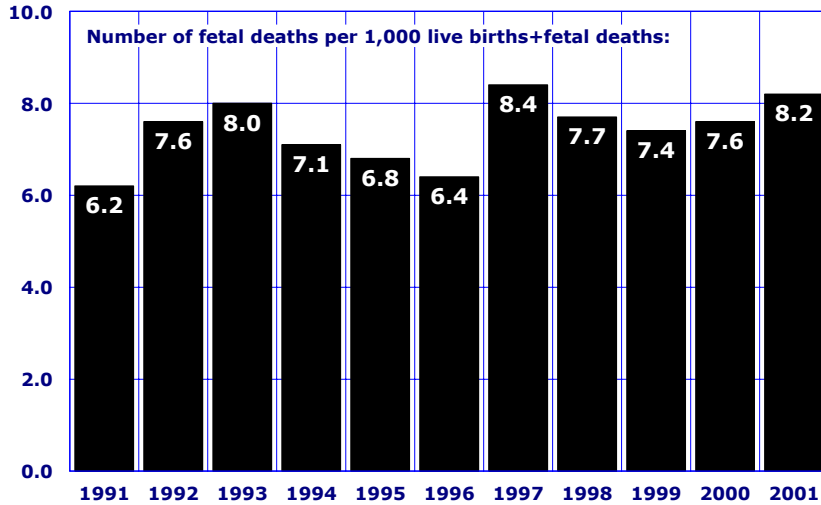


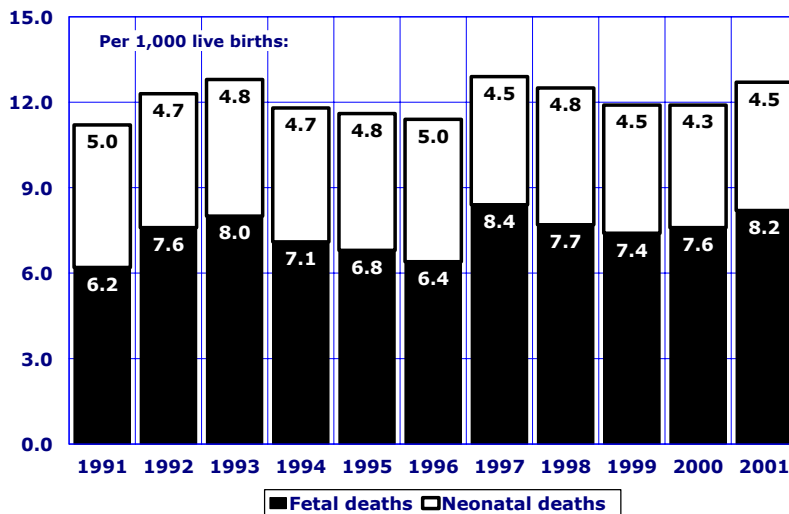
1C. FETAL, PERINATAL AND MATERNAL DEATHS

Figure 1C-1
Trends in Fetal Death Ratios, Arizona, 1991-2001



In Arizona, reportable fetal deaths are those after 20 completed weeks of gestation or, if the gestational period is unknown, the fetal death certificate should be filed if the fetus weighs 500 grams or more. There were 703 fetal deaths in Arizona in 2001, compared to 422 in 1991 (**Table 1C-3**). The fetal death ratio increased by 7.9 percent from 7.6 fetal deaths per 1,000 live births and fetal deaths in 2000, to 8.2/1,000 in 2001 (**Figure 1C-1, Table 1C-3**).

Figure 1C-2
Trends in Perinatal* Mortality, Arizona, 1991-2001



*Fetal deaths of 20 or more weeks of gestation + infant deaths of less than 28 days.

Perinatal mortality refers to death of a fetus of at least 20 weeks gestational age or of a child 28 days or younger. The perinatal death ratio (II), defined as the sum of infant deaths of less than 28 days and fetal deaths of at least 20 weeks of gestation per 1,000 live births and fetal deaths, increased from 11.9 in 2000 to 12.7 in 2001 (**Figure 1C-2, Table 1C-3**).

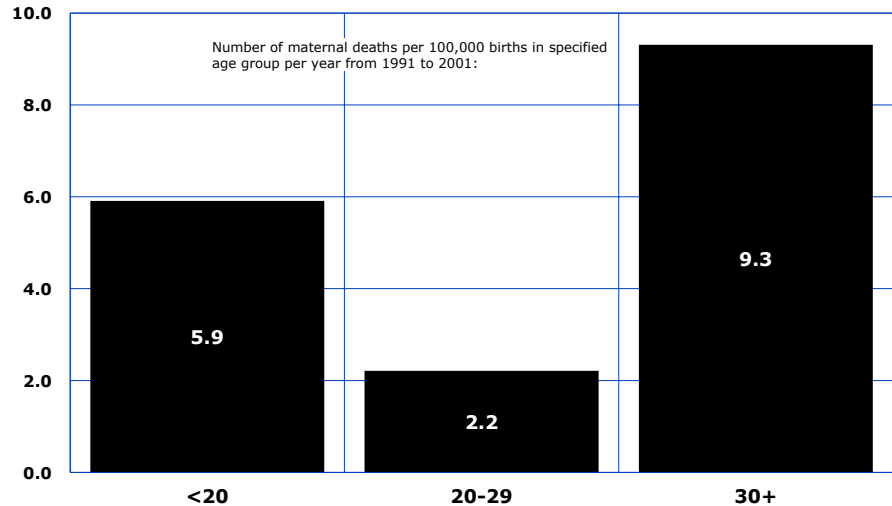
Fetal deaths accounted for 64.6 percent of all perinatal deaths (II) in 2001 compared to 55.5 percent in 1991.

1C. FETAL, PERINATAL AND MATERNAL DEATHS

In 2001, eight women were reported to have died from maternal causes. The number of maternal deaths is highly variable from one year to the next (**Table 1C-1**). As in previous years, the number of maternal deaths does not include all deaths occurring to pregnant women, but only those deaths assigned to causes related to or aggravated by pregnancy or pregnancy management.

The maternal mortality rates are the highest among women aged 30 years and over, followed by women 19 years old and younger (**Figure 1C-3**). Women in their twenties, the principal childbearing ages, are at the lowest risk of maternal death.

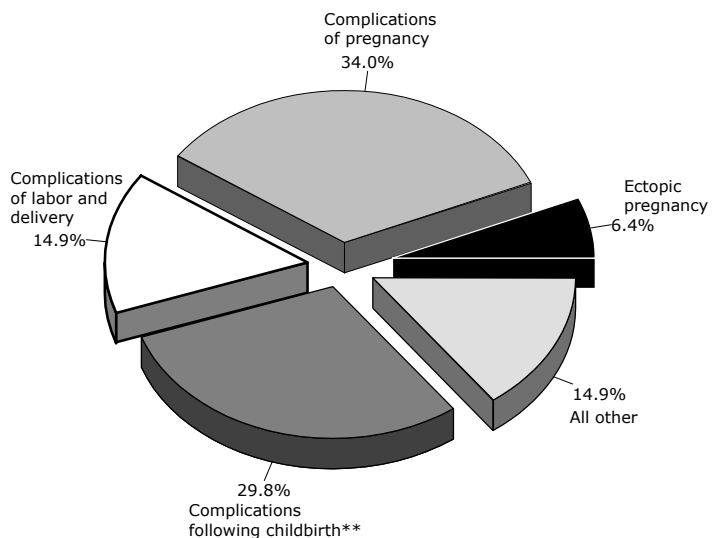
Figure 1C-3
Average Annual Maternal Mortality Rates by Age Group, Arizona, 1991-2001



Note: for 1991-1999, maternal deaths are those assigned to complications of pregnancy, childbirth and puerperium, category numbers 630-676 of the Ninth Revision, *International Classification of Diseases*. Beginning in 2000, these are category codes according to the Tenth Revision of the *International Classification of Diseases*. The age-specific mortality rates are based on the total number of maternal deaths from 1991 to 2001.

Figure 1C-4
Causes of Maternal Mortality*, Arizona, 1991-2001

In the eleven-year period from 1991 to 2001, the causes of maternal deaths in the State have included *complications mainly related to pregnancy* (34 percent of all maternal deaths), *complications following child-birth* (i.e. complications of the puerperium, 29.8 percent), and *complications occurring in the course of labor and delivery* (14.9 percent). *Ectopic pregnancy* accounted for 6.4 percent of maternal deaths in 1991-2001 (**Figure 1C-4, Table 1C-2**).



* Based on the total number of maternal deaths from 1991 to 2001.
**Complications of the puerperium.