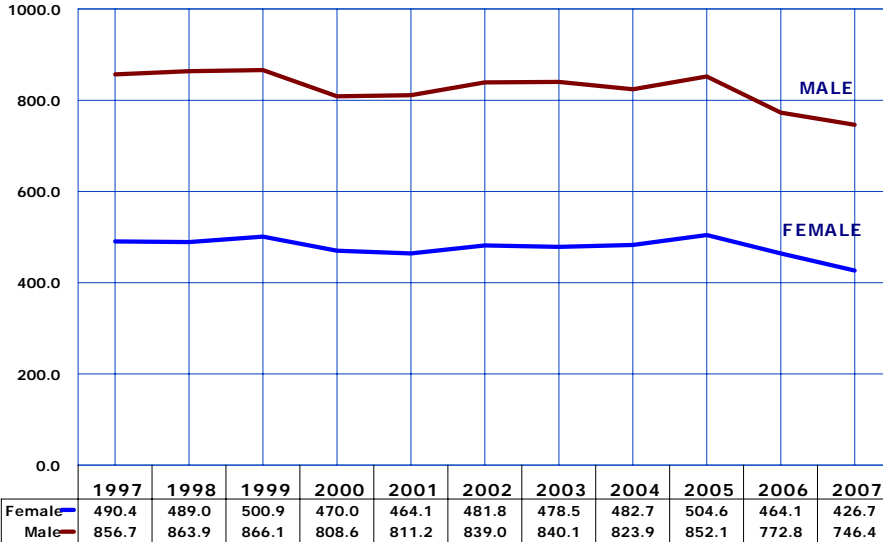


**2C. AGE-SPECIFIC MORTALITY**  
**Middle-age adult mortality (ages 45-64 years)**

**Figure 2C-17**  
**Mortality Rates by Gender and Year among Middle-Aged Adults 45-64 Years, Arizona, 1997-2007**

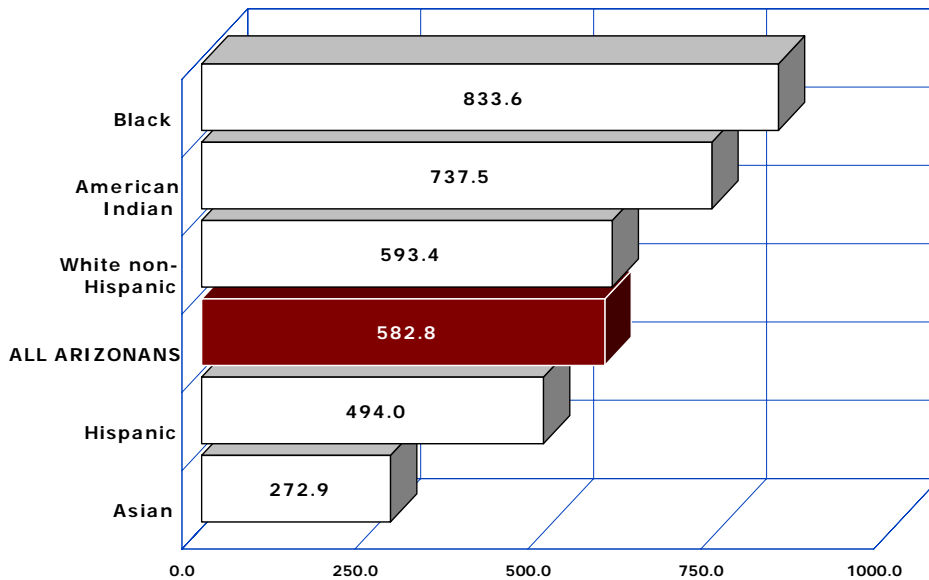


The 1,480,514 middle-aged adult residents aged 45 to 64 experienced 8,629 deaths or an average of 24 deaths per day. The total mortality rate of middle-aged adults decreased by 5.2 percent from 614.6 deaths per 100,000 in 2006 to 582.8/100,000 in 2007 (Table 2C-20), and it was 12.7 percent lower than the 1997 rate of 667.3 deaths per 100,000.

The 2007 total mortality rate among middle-age females was 11.0 percent lower and among middle-aged males 12.8 percent lower than their respective rates in 1997 (Figure 2C-17, Table 2C-20).

Number of deaths per 100,000 persons, 45-64 years old in specified group.

**Figure 2C-18**  
**Mortality Rates by Race/Ethnicity among Middle-Aged Adults 45-64 Years, Arizona, 2007**



Black middle-aged adults, followed by American Indians and White non-Hispanics had the three highest mortality rates (833.6 deaths per 100,000, 737.5 per 100,000, and 593.4/100,000 respectively) among the race/ethnic groups. If the 2007 total mortality rate for Asian middle-aged adults applied to all Arizona residents 45-64 years old, 4,040 middle-aged adults would have died rather than 8,629 who actually did.

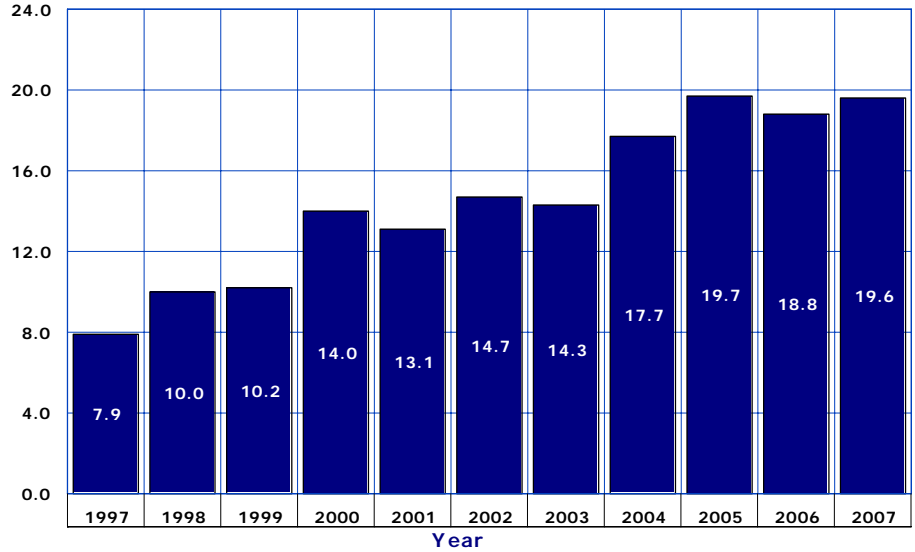
Number of deaths per 100,000 persons, 45-64 years old in specified group.

2C. AGE-SPECIFIC MORTALITY  
**Middle-age adult mortality (ages 45-64 years)**

**Figure 2C-19**  
**Mortality Rates for Accidental Poisoning by Drugs by Year among**  
**Middle-Aged Adults 45-64 Years, Arizona, 1997-2007**

Middle-aged adults experienced an unprecedented increase in mortality from accidental drug overdoses. In 2007, 290 deaths were attributed to accidental poisoning by drugs (**Table 2C-23**), compared to 70 deaths in 1996.

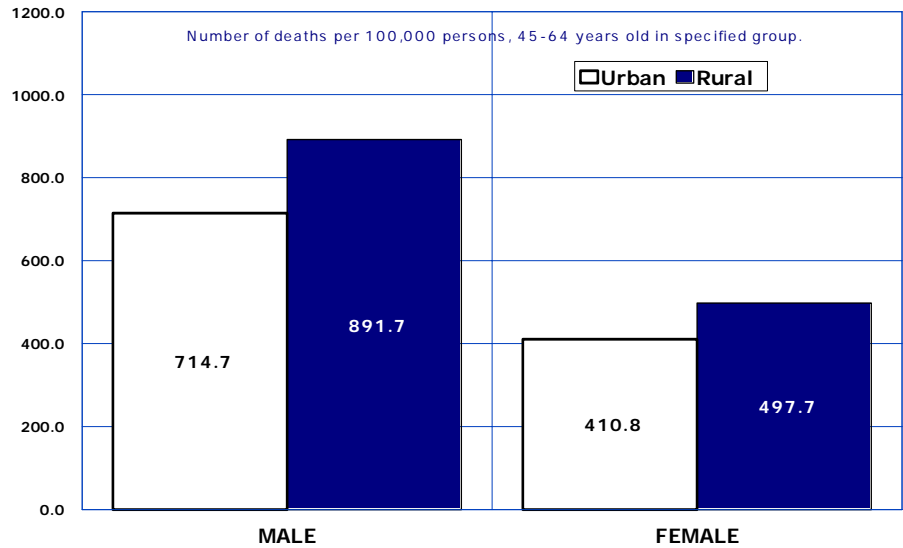
The mortality rate for accidental drug poisoning increased by 149.4 percent (2.5 times) from 7.9 deaths per 100,000 middle-aged adults in 1997 to 19.7/100,000 in 2005 (**Figure 2C-19**). In 2006, the mortality rate for accidental drug overdoses among middle-aged adults decreased by 4.6 percent to 18.8 deaths per 100,000. In 2007, the mortality rate increased again to 19.6/100,000.



Number of deaths per 100,000 persons, 45-64 years old in specified group.

**Figure 2C-20**  
**Mortality Rates by Gender in Urban\* and Rural Areas among**  
**Middle-Aged Adults 45-64 Years, Arizona, 2007**

In 2007, as in the past, rural middle-aged males had the poorest survival chances (**Figure 2C-20, Table 2C-22**). Rural middle-aged male chances of death in 2007 were 24.8 percent greater than urban males, 79.2 percent greater than rural females, and 117.1 percent (2.2 times) greater than urban females.



\*Maricopa, Pima, Pinal and Yuma Counties.