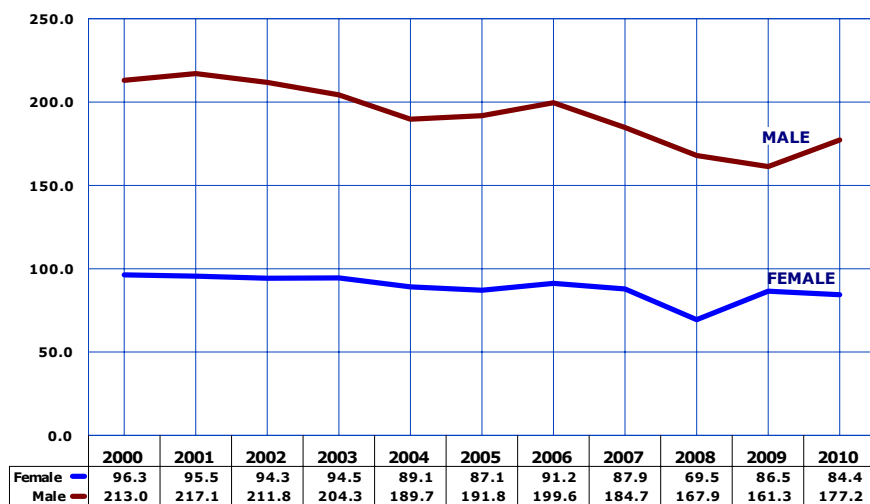


2C.AGE-SPECIFIC MORTALITY  
**Young adult mortality (ages 20-44 years)**

**Figure 2C-13**  
**Mortality Rates by Gender and Year among Young Adults 20-44 Years, Arizona, 2000-2010**

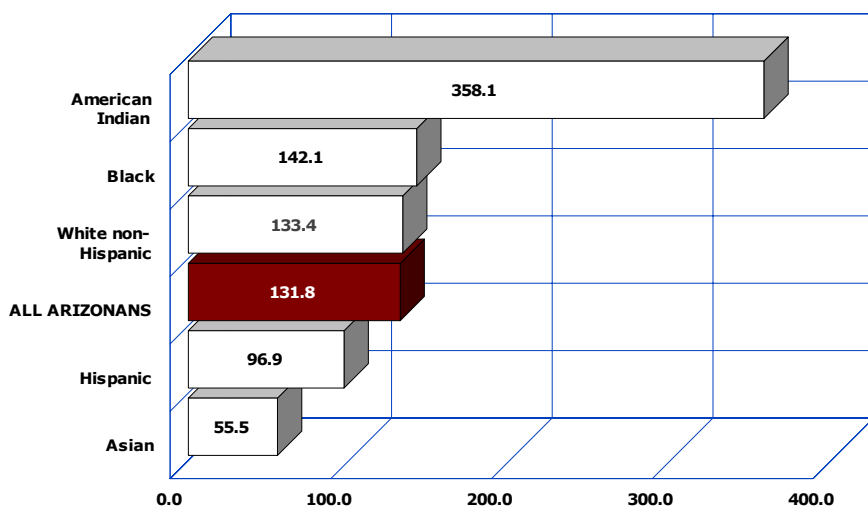


In 2010, 33.2 percent of Arizona residents were between 20 and 44 years of age. Among the six developmental periods examined in the life span, young adulthood, with an estimated 2.1 million individuals, easily represented the largest segment of the population. However, only one in seventeen deaths in Arizona (or 5.9 percent) occurred during young adulthood.

The number of deaths among young adults decreased from 2,929 in 2008 to 2,917 in 2009 and 2,796 in 2010. The 2,796 premature deaths among 2,121,771 young adult Arizona residents produced a 2010 mortality rate of 131.8 deaths per 100,000, 5.3 percent greater than the 2009 rate of 125.2/100,000 (**Table 2C-15**). Female but not male young adults had an improvement in their survival chances from 2009 to 2010 (**Figure 2C-13, Table 2C-15**).

Number of deaths per 100,000 persons, 20-44 years old in specified group.

**Figure 2C-14**  
**Mortality Rates by Race/Ethnicity among Young Adults 20-44 Years, Arizona, 2010**



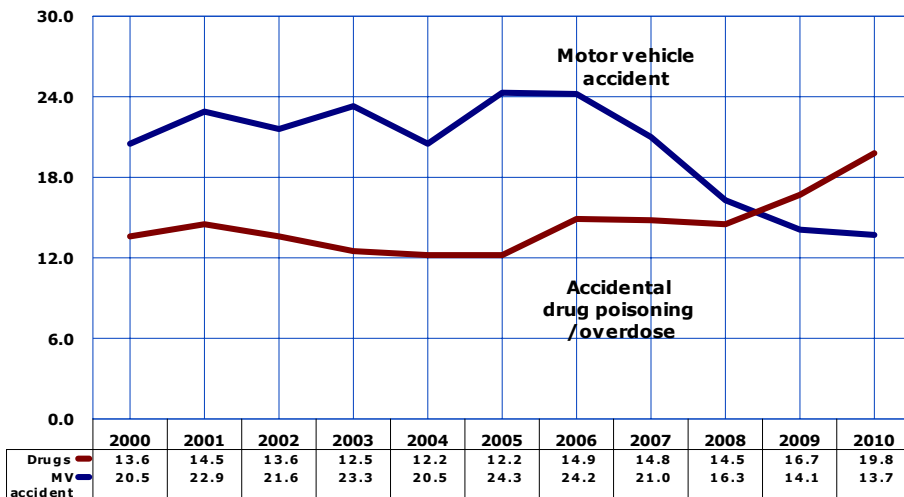
The rank order of survival chances of young adults from best to worse by race/ethnicity in 2010 was Asians, Hispanics or Latinos, White non-Hispanics, Black or African Americans and American Indians. If the 2010 mortality risk of Asians (i.e., their mortality rate of 55.5/100,000) was applied to all young adults in Arizona, 1,178 would have died, rather than the 2,796 who actually did.

Number of deaths per 100,000 persons, 20-44 years old in specified group.

2C.AGE-SPECIFIC MORTALITY  
**Young adult mortality (ages 20-44 years)**

**Figure 2C-15**  
**Mortality Rates for Motor Vehicle-related Injuries and Accidental Poisoning by Drugs by Year among Young Adults 20-44 Years, Arizona, 2000-2010**

In 2010, 420 deaths of young adults were attributed to accidental poisoning by drugs (**Table 2C-18**), compared to 259 deaths in 2001. The mortality rate for drug overdoses among young adults (19.8/100,000) for the second time exceeded the mortality rate for motor vehicle-related injuries (13.7/100,000; **Figure 2C-15**).



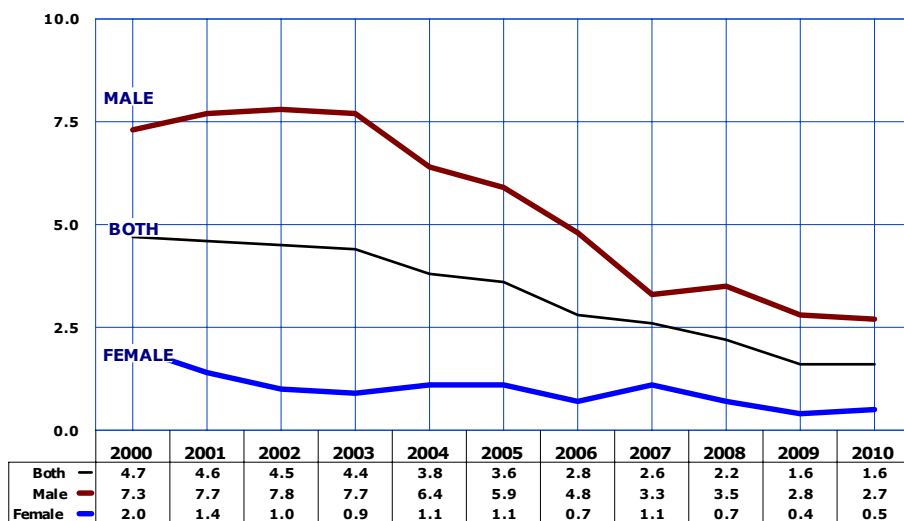
Number of deaths per 100,000 persons, 20-44 years old in specified group.

**Figure 2C-16**  
**Mortality Rates for HIV Disease by Gender and Year among Young Adults 20-44 Years, Arizona, 2000-2010**

In 2010, fewer Arizonans 20-44 years old died from the *human immunodeficiency virus (HIV) disease* (34) than from *morbid obesity* (38 deaths; **Table 2C-18**).

Of the 99 deaths from *HIV disease* in 2010, 34.3 percent occurred among Arizonans 20-44 years old (**Table 2C-27**). Males accounted for 85.3 percent) of young adult deaths from *HIV disease* in 2010 (**Table 2C-18**).

The mortality rate for HIV disease among young male adults decreased by 65.4 percent from the recent peak of 7.8/100,000 in 2002 to 2.7/100,000 in 2010.



Number of deaths per 100,000 persons, 20-44 years old in specified group.