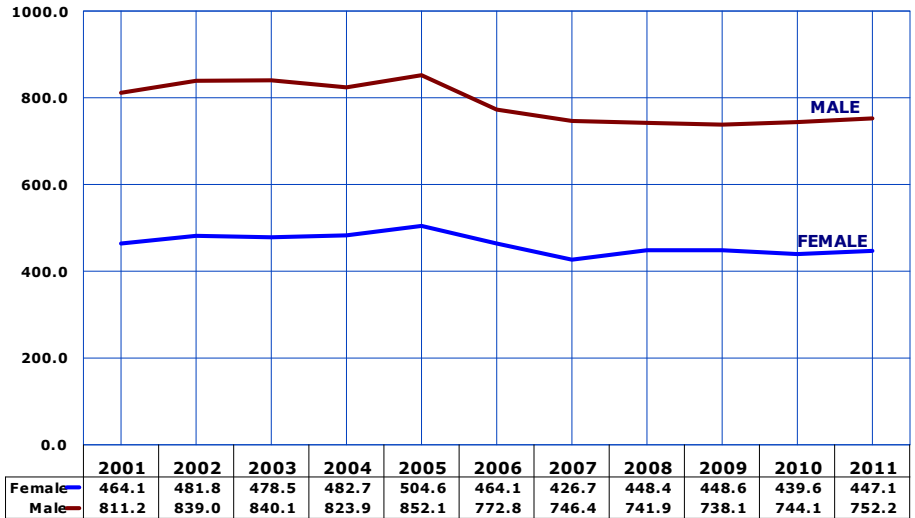


2C.AGE-SPECIFIC MORTALITY
Middle-aged adult mortality (ages 45-64 years)

Figure 2C-17
Mortality Rates by Gender and Year among Middle-Aged Adults 45-64 Years, Arizona, 2001-2011



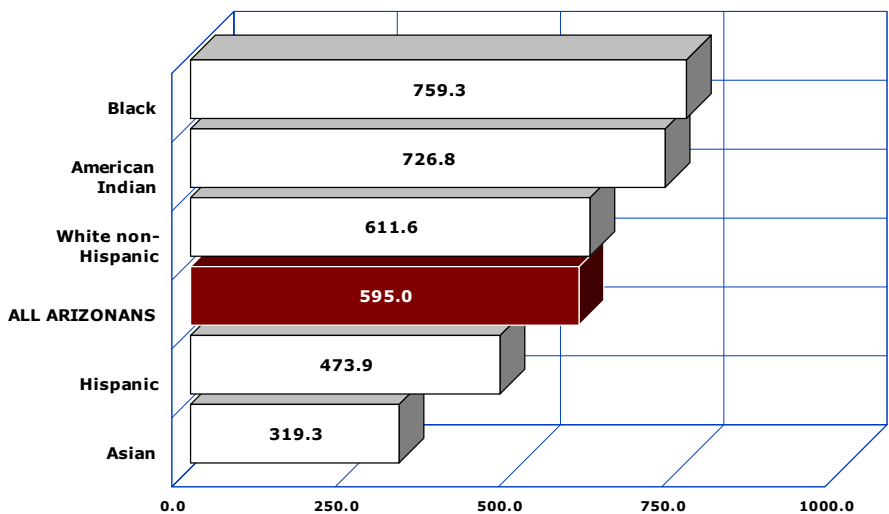
The 1,579,568 middle-aged adult residents aged 45 to 64 experienced 9,398 deaths or an average of 26 deaths per day. The total mortality rate of middle-aged adults changed very little from 2008-2011 (**Table 2C-19**).

The 2011 total mortality rate among middle-age females was 3.7 percent lower and among middle-aged males 7.3 percent lower than their respective rates in 2001 (**Figure 2C-17, Table 2C-19**).

The five causes with the greatest number of deaths in 2001-2011 were *malignant neoplasms, diseases of heart, accidents, chronic liver disease and cirrhosis, and chronic lower respiratory diseases* (**Table 2C-19**).

Number of deaths per 100,000 persons, 45-64 years old in specified group.

Figure 2C-18
Mortality Rates by Race/Ethnicity among Middle-Aged Adults 45-64 Years, Arizona, 2011



Black or African American, American Indian, and White non-Hispanic middle-aged adults had the three highest mortality rates (759.3 deaths per 100,000, 726.8 per 100,000, and 611.6/100,000 respectively) among the race/ethnic groups.

If the 2011 total mortality rate for Asian middle-aged adults applied to all Arizona residents 45-64 years old, 5,044 middle-aged adults would have died rather than the 9,398 who actually did.

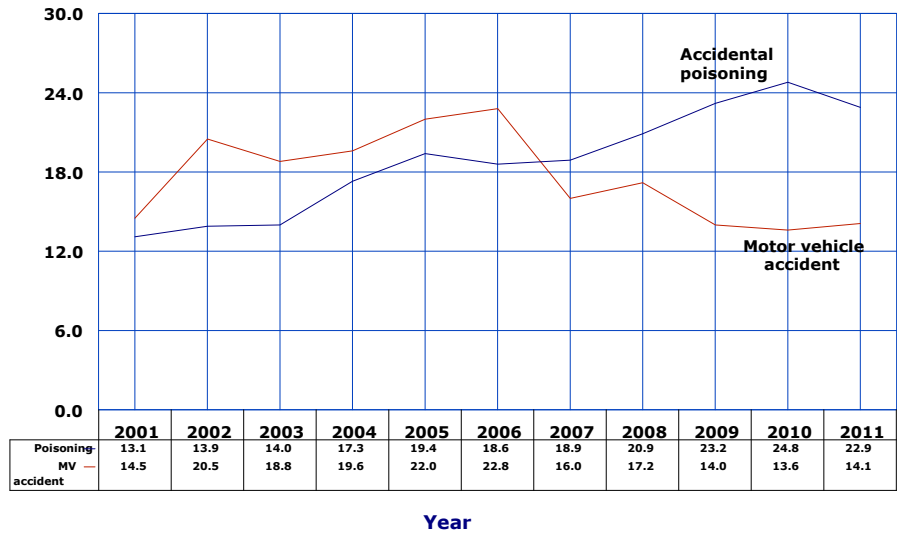
Number of deaths per 100,000 persons, 45-64 years old in specified group.

2C.AGE-SPECIFIC MORTALITY
Middle-aged adult mortality (ages 45-64 years)

In recent years, middle-aged adults experienced an unprecedented increase in mortality from accidental poisoning, though this slightly decreased in 2011. In 2011, 361 deaths were attributed to accidental poisoning (Table 2C-22), compared to 145 134 deaths in 2001.

Beginning in 2007, the mortality rate for accidental poisoning exceeded the mortality rate for motor vehicle-related injuries among the middle-aged (Figure 2C-19). In 2011, the rate of 22.9 per 100,000 middle-aged adults was 62.4 percent greater than the mortality rate of 14.1/100,000 for motor vehicle accidents. White non-Hispanic accounted for 268 or 74.2 percent of all accidental poisoning deaths, (Table 2C-22).

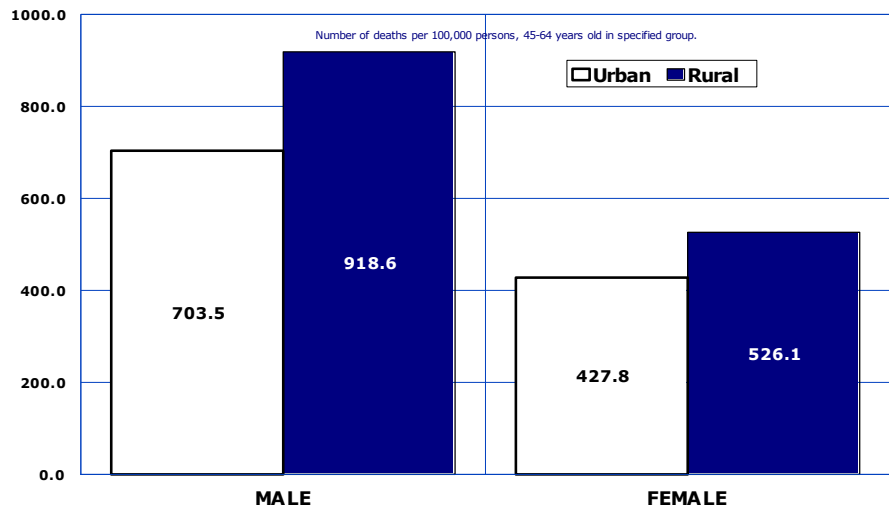
Figure 2C-19
Mortality Rates for Accidental Poisoning and Motor Vehicle-related Injuries by Year among Middle-Aged Adults 45-64 Years, Arizona, 2001-2011



Number of deaths per 100,000 persons, 45-64 years old in specified group.

Figure 2C-20
Mortality Rates by Gender in Urban* and Rural Areas among Middle-Aged Adults 45-64 Years, Arizona, 2011

In 2011, as in the past, rural middle-aged males had the poorest survival chances (Figure 2C-20, Table 2C-21). Rural middle-aged male chances of death in 2011 were 30.6 percent greater than urban males, 74.6 percent greater than rural females, and 114.7 percent (2.1 times) greater than urban females.



*Urban = Maricopa, Pima, Pinal and Yuma Counties.