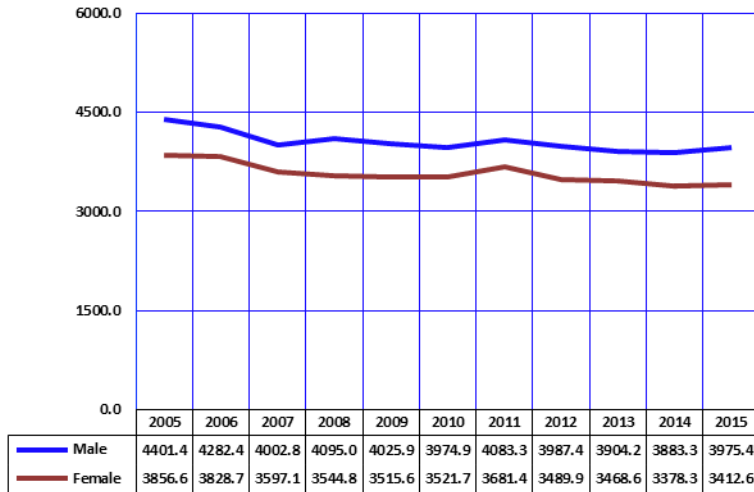


2C.AGE-SPECIFIC MORTALITY  
Elderly mortality (ages 65 years and older)

**Figure 2C-21**  
**Mortality Rates<sup>a</sup> by Gender and Year among Elderly 65 Years and Older, Arizona, 2005-2015**



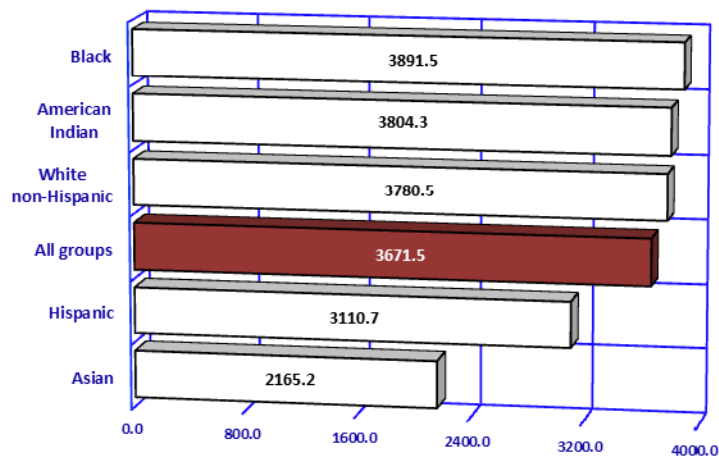
In 2015, an estimated 1,075,307 residents age 65 years and older resided in the State (**Table 10A-1**). No other age group has as great a disproportionate gender distribution as the elderly. As a result of the higher total mortality rates for males at earlier ages, 14.2 percent more elderly women than men were alive in 2015.

The 2015 elderly mortality rate of 3,671.5 per 100,000 was 10.4 percent lower than the 2005 rate of 4,099.3 (**Table 2C-23**).

The 2015 total mortality rate among elderly females was 11.5 percent lower than their rate in 2005. The mortality rate among elderly males decreased 9.7 percent during the same period (**Figure 2C-21, Table 2C-23**).

Note: <sup>a</sup> Number of deaths per 100,000 persons, 65+ years old in specified group.

**Figure 2C-22**  
**Mortality Rates<sup>a</sup> by Race/Ethnicity among Elderly 65 Years and Older, Arizona, 2015**



In 2015 the mortality rate for Arizona's White non-Hispanic elderly residents was about 2 times that of the Asian elderly population. The mortality rate of 2,165.2 /100,000 among elderly Asians was the lowest rate among the racial/ethnic groups (**Figure 2C-22**). Hispanic or Latino elderly had the second lowest mortality rate in 2015 at 3,110.7/100,000.

Note: <sup>a</sup> Number of deaths per 100,000 persons, 65+ years old in specified group.

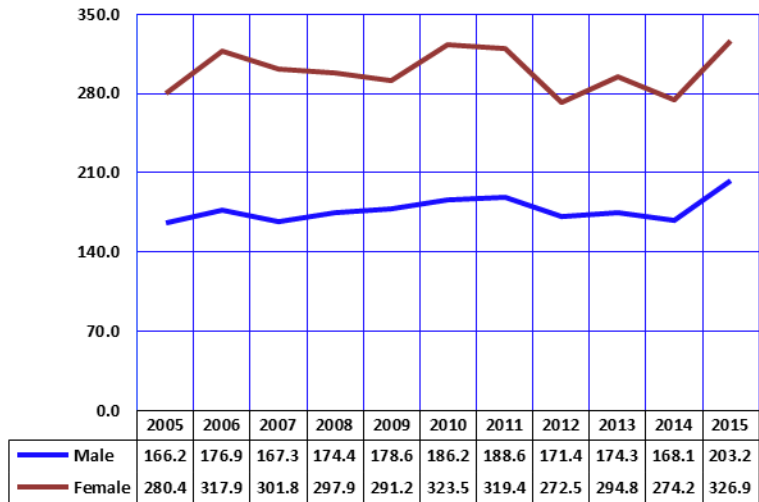
2C.AGE-SPECIFIC MORTALITY  
**Elderly mortality (ages 65 years and older)**

**Tables 2C-23 and 2C-24** provide mortality rates for the five causes with the greatest number of deaths over the 2005 – 2015 period.

In 2015, Alzheimer’s disease (2,903 deaths; **Table 2C-26**) accounted for 7.4 percent of elderly mortality. From 2014 to 2015, gender-specific death rates for Alzheimer’s disease increased for both elderly males and elderly females (**Figure 2C-23**).

There were 1,898 deaths from Alzheimer’s disease among elderly females in 2015, almost twice the number of deaths from this cause among males (1,005; **Table 2C-26**). White non-Hispanic elderly accounted for 85.6 percent of the 2015 deaths from Alzheimer’s disease (based on data in **Table 2C-26**).

**Figure 2C-23**  
**Trends in Mortality Rates for Alzheimer’s Disease<sup>a</sup> by Gender and Year among Elderly 65 Years and Older, Arizona, 2005-2015**

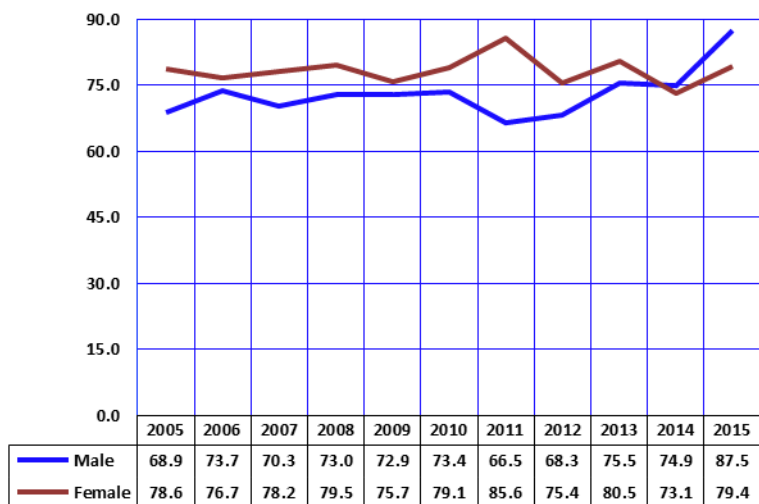


Note: <sup>a</sup> Number of deaths due to Alzheimer’s disease per 100,000 persons, 65+ years old in specified group.

Among unintentional injury deaths unrelated to motor vehicles, Arizona’s elderly experienced an increase in mortality from *fall-related injuries* (**Figure 2C-24**). In 2015, 894 elderly Arizonans 65 years or older died from *fall-related injuries*, compared to 758 in 2014, a 17.9 percent increase (**Table 2C-26**).

In 2015, those 85 years old or older experienced the largest number of *fall-related deaths* (n = 496), followed by Arizonans 75-84 years old (n = 279), and the youngest elderly 65-74 years old (n = 119).

**Figure 2C-24**  
**Trends in Mortality Rates for Falls and Fall-related Injuries<sup>a</sup> by Gender and Year among Elderly 65 Years and Older, Arizona, 2005-2015**



Note: <sup>a</sup> Number of deaths due to falls and fall-related injuries per 100,000 persons, 65+ years old in specified group.