



# COMMUNITY VITAL STATISTICS

Arizona, 1999



## Public Health Services

Bureau of Public Health Statistics  
Office of Epidemiology and Statistics

~ Leadership for a Healthy Arizona ~



Jane Dee Hull, *Governor*  
*State of Arizona*

Catherine R. Eden, *Director*  
*Arizona Department of Health Services*

OFFICE OF EPIDEMIOLOGY AND STATISTICS  
BUREAU OF PUBLIC HEALTH STATISTICS  
ARIZONA DEPARTMENT OF HEALTH SERVICES  
2700 North 3<sup>rd</sup> Street, Room 4075  
Phoenix, Arizona 85004  
Phone: 602/542-1216; FAX: 602/542-2940  
[www.hs.state.az.us/plan/ohpes.htm](http://www.hs.state.az.us/plan/ohpes.htm)

This publication can be made available in alternative format.  
Please contact the Office of Epidemiology and Statistics  
at 602/542-1216 (voice) or call 1-800-367-8939 (TDD).

*Permission to quote from or reproduce materials from this  
publication is granted when due acknowledgment is made.*

# **COMMUNITY VITAL STATISTICS ARIZONA, 1999**

---

**BY**

**CHRISTOPHER K. MRELA, PH.D.,**  
*ASSISTANT REGISTRAR OF VITAL STATISTICS*

**IN COOPERATION WITH**  
**TRENTHAM COE, SENIOR RESEARCH DATA ANALYST**

**JUNE 2000**



# COMMUNITY VITAL STATISTICS, ARIZONA, 1999

## TABLE OF CONTENTS

---

PREFACE.....	1
1. SELECTED CHARACTERISTICS OF NEWBORNS AND MOTHERS BY COMMUNITY .....	3
TOTAL BIRTHS	
MOTHER 19 OR YOUNGER	
NO PRENATAL CARE	
FIVE OR MORE PRENATAL VISITS	
PRENATAL CARE IN THE FIRST TRIMESTER	
LBW NEWBORNS	
UNWED MOTHERS	
2. BIRTHS BY MOTHER'S RACE/ETHNIC GROUP AND COMMUNITY.....	11
3. PAYEE FOR BIRTHS AND COMMUNITY .....	19
4. NUMBER OF DEATHS BY AGE GROUP AND COMMUNITY .....	27
5. DEATHS FROM CAUSES SELECTED AS INDICATORS FOR ASSESSING COMMUNITY HEALTH STATUS AND MONITORING PROGRESS TOWARD THE YEAR 2000 OBJECTIVES .....	35
6. NUMBER OF DEATHS BY RACE/ETHNIC GROUP AND COMMUNITY.....	43
7 .....	51
NUMBER OF INFANT DEATHS BY AGE GROUP AND COMMUNITY .....	53
NUMBER OF INFANT DEATHS BY CAUSE AND COMMUNITY .....	55
NUMBER OF INFANT DEATHS BY RACE/ETHNIC GROUP AND COMMUNITY.....	57



## PREFACE

This publication provides readers with community-level data on live births and deaths in Arizona in 1999. Information on live births and deaths is compiled from the original documents (i.e., certificates of live births and certificates of death) filed with the Arizona Department of Health Services. The tabulated data include:

- 1) Recommended by the CDC set of indicators for assessing health status and monitoring progress toward the Year 2000 objectives\* (incidence of low-birthweight births, births to females less than 20 years old, prenatal care as measured by the percentage of women giving birth who receive care during the first trimester of pregnancy, mortality from cardiovascular disease, mortality from motor vehicle-related injury, mortality from lung cancer, mortality from female breast cancer, homicides, suicides and mortality from work-related injuries);
- 2) Supplementary indicators focused on socio-demographic and prenatal care characteristics (women giving birth who had no prenatal care during pregnancy, women giving birth who had 5 or more prenatal visits, births to unwed mothers);
- 3) Age-specific mortality profile by community.


Many percentages or rates calculated from the data shown in this report would be based on a small number of events. Caution must be exercised when interpreting data based on small numbers of events and/or events occurring in small population.

---

\* Centers for Disease Control. *Consensus set of health status indicators for the general assessment of community health status, United States*. MMWR 40(27): 449-51, 1991.







**1.**

**SELECTED  
CHARACTERISTICS OF  
NEWBORNS AND MOTHERS  
BY COMMUNITY**

- **TOTAL BIRTHS**
- **MOTHER 19 OR YOUNGER**
- **NO PRENATAL CARE**
- **FIVE OR MORE PRENATAL VISITS**
- **PRENATAL CARE IN THE FIRST TRIMESTER**
- **LBW NEWBORNS**
- **UNWED MOTHERS**



**SELECTED CHARACTERISTICS OF NEWBORNS AND MOTHERS BY COMMUNITY, ARIZONA, 1999**

COUNTY	COMMUNITY	Total Births	Mother 19 or Younger	No Prenatal Care	5 or More Prenatal Visits	Prenatal Care in the 1 <sup>st</sup> Trimester	LBW Newborns	Unwed Mother
<b>APACHE</b>	<b>TOTAL</b>	<b>1,104</b>	<b>137</b>	<b>11</b>	<b>985</b>	<b>727</b>	<b>78</b>	<b>679</b>
	ALLENTOWN	1	0	0	1	1	0	1
	ALPINE	2	1	0	2	2	0	0
	BLUE GAP	1	0	0	0	1	0	0
	CHAMBERS	13	2	0	13	9	0	10
	CHINLE	257	32	1	225	154	18	180
	CONCHO	11	4	0	10	6	0	5
	COTTONWOOD	13	1	0	12	9	0	6
	CROSS CANYON	1	0	0	1	1	0	1
	DENNEHOTSO	16	1	1	14	11	1	11
	EAGAR	65	8	0	61	50	6	15
	FORT DEFIANCE	86	10	2	79	54	3	54
	GANADO	98	10	1	93	69	17	62
	GREASEWOOD	1	0	0	1	1	0	0
	GREER	2	1	0	2	0	0	1
	HOUCK	9	0	0	8	5	0	7
	HUNTER'S POINT	11	0	0	11	8	2	5
	KINLICHEE	7	1	0	4	4	0	5
	KLAGETOH	6	0	0	6	4	1	3
	LUKACHUKAI	54	5	0	49	35	4	35
	LUPTON	6	1	1	5	4	0	4
	MANY FARMS	46	8	2	40	27	4	28
	MCNARY	8	1	0	7	5	0	6
	NAZLINI	17	3	0	14	12	1	11
	PINE SPRINGS	1	0	0	1	1	0	1
	RED VALLEY	5	0	0	3	2	0	5
	ROCK POINT	21	1	0	17	9	1	14
	ROUGH ROCK	6	1	0	4	2	0	5
	ROUND ROCK	17	0	1	15	14	2	9
	SAINT JOHNS	50	9	0	46	35	2	18
	SAINT MICHAELS	39	9	0	35	30	1	29
	SALINA SPRINGS	1	0	0	0	0	0	1
	SANDERS	14	1	0	12	9	2	8
	SAWMILL	22	4	0	21	17	1	19
SPRINGERVILLE	35	9	0	31	29	2	11	
STEAMBOAT	1	0	0	1	1	0	1	
SWEETWATER	6	0	0	5	2	0	2	
TEEC NOS POS	8	1	0	6	6	0	4	
TOYEI	2	0	0	2	2	0	1	
TSAILE	29	2	0	22	20	2	25	
VERNON	13	1	0	12	9	2	1	
WHEATFIELDS	8	2	0	8	6	0	5	
WIDE RUINS	3	0	0	3	1	1	1	
WINDOW ROCK	63	3	1	58	42	4	45	
WOODSPRINGS	1	0	0	0	0	0	1	
UNKNOWN	28	5	1	25	18	1	23	
<b>COCHISE</b>	<b>TOTAL</b>	<b>1,668</b>	<b>247</b>	<b>47</b>	<b>1,505</b>	<b>1,179</b>	<b>149</b>	<b>607</b>
	BENSON	84	13	1	80	63	5	28
	BISBEE	104	22	2	95	75	20	43
	BOWIE	7	1	1	6	4	0	3
	CASCABEL	2	0	0	2	2	0	2
	COCHISE	11	2	0	9	7	0	5
	CURTISS	1	0	0	1	1	0	0
	DOUGLAS	377	72	25	312	250	21	194
	DRAGOON	4	1	0	3	3	0	1
	ELFRIDA	11	4	0	10	5	1	3
	FORT HUACHUCA	223	10	0	216	182	24	25
	HEREFORD	74	11	2	72	54	7	26
	HUACHUCA CITY	49	8	0	49	36	7	16
	MCNEAL	16	3	0	14	9	1	7
	NACO	28	10	4	18	11	3	16
	PEARCE	12	1	2	10	7	3	5
PIRTLEVILLE	23	5	2	20	14	0	13	

**SELECTED CHARACTERISTICS OF NEWBORNS AND MOTHERS BY COMMUNITY, ARIZONA, 1999**

COUNTY	COMMUNITY	Total Births	Mother 19 or Younger	No Prenatal Care	5 or More Prenatal Visits	Prenatal Care in the 1 <sup>st</sup> Trimester	LBW Newborns	Unwed Mother
	POMERENGE	8	2	0	8	5	0	2
	SAINT DAVID	28	2	0	26	20	5	5
	SAN SIMON	6	1	0	6	5	1	2
	SIERRA VISTA	458	55	3	427	345	27	154
	TOMBSTONE	15	3	0	15	13	4	8
	WILLCOX	126	20	5	106	68	20	48
	UNKNOWN	1	1	0	0	0	0	1
<b>COCONINO</b>	<b>TOTAL</b>	<b>1,804</b>	<b>206</b>	<b>27</b>	<b>1,688</b>	<b>1,469</b>	<b>140</b>	<b>802</b>
	BELLEMONT	4	0	0	4	4	0	2
	BITTER SPRINGS	5	0	0	5	4	0	4
	CAMERON	33	5	0	27	20	1	27
	CEDAR RIDGE	3	0	0	3	3	0	2
	COALMINE	1	0	0	1	0	0	1
	COPPERMINE	1	0	1	0	0	0	0
	COW SPRINGS	8	0	0	6	5	0	6
	FLAGSTAFF	997	101	8	971	883	95	352
	FOREST LAKES	1	0	0	1	1	0	0
	FREDONIA	14	0	1	13	8	3	4
	GRAND CANYON	37	2	0	37	32	3	13
	GRAY MOUNTAIN	2	1	0	1	1	0	2
	HAPPY JACK	3	0	0	3	3	0	2
	HUALAPAI IND. RES.	1	0	0	0	0	1	0
	INSCRIPTION	2	0	0	2	2	0	2
	INSCRIPTION HOUSE	3	0	0	3	1	0	1
	KAIBETO	42	10	1	38	28	3	30
	LECHEE	12	3	0	12	8	0	7
	LEUPP	37	4	2	31	24	3	22
	MARBLE CANYON	2	1	0	2	2	0	2
	MOENCOPI	6	1	0	6	4	1	5
	MORMON LAKE	1	0	0	1	1	0	0
	MUNDS PARKS	7	0	0	6	5	0	2
	NAVAJO MOUNTAIN	1	0	0	1	1	0	1
	PAGE	168	19	1	155	137	9	64
	PARKS	6	2	0	6	5	1	3
	SEDONA	34	0	0	30	23	1	8
	SUPAI	10	0	0	3	1	2	1
	THE GAP	3	0	0	3	3	1	3
	TOLANI LAKE	1	0	0	0	0	0	1
	TONALEA	54	7	2	44	34	4	39
	TUBA CITY	225	36	8	198	162	7	157
	TUSAYAN	1	0	0	1	1	0	0
	WHITE MESA	1	0	0	1	1	0	1
	WILLIAMS	56	11	3	52	43	4	27
	UNKNOWN	22	3	0	21	19	1	11
<b>GILA</b>	<b>TOTAL</b>	<b>672</b>	<b>123</b>	<b>10</b>	<b>564</b>	<b>474</b>	<b>56</b>	<b>347</b>
	CIBECUE	1	0	0	1	1	1	1
	CLAYPOOL	32	8	0	25	21	3	17
	CUTTER	1	0	0	0	1	1	0
	GLOBE	174	35	2	155	124	10	84
	HAYDEN	15	2	0	13	6	2	11
	MIAMI	57	8	1	50	37	8	27
	PAYSON	181	26	1	167	157	14	71
	PERIDOT	55	17	4	38	32	7	39
	PINE	5	0	0	5	5	0	0
	ROOSEVELT	7	1	0	6	3	0	4
	SAN CARLOS	106	19	2	70	60	8	77
	STRAWBERRY	3	0	0	3	3	0	0
	TONTO BASIN	6	1	0	6	5	0	2
	WINKELMAN	25	5	0	22	17	1	12
	YOUNG	3	0	0	2	2	0	1
	UNKNOWN	1	1	0	1	0	1	1

**SELECTED CHARACTERISTICS OF NEWBORNS AND MOTHERS BY COMMUNITY, ARIZONA, 1999**

COUNTY	COMMUNITY	Total Births	Mother 19 or Younger	No Prenatal Care	5 or More Prenatal Visits	Prenatal Care in the 1 <sup>st</sup> Trimester	LBW Newborns	Unwed Mother
<b>GRAHAM</b>	<b>TOTAL</b>	<b>476</b>	<b>64</b>	<b>4</b>	<b>398</b>	<b>324</b>	<b>34</b>	<b>159</b>
	BYLAS	31	3	3	17	15	2	20
	CENTRAL	9	0	0	8	6	1	3
	EDEN	2	1	0	2	0	0	0
	FORT GRANT	1	0	0	1	1	0	0
	FORT THOMAS	5	0	0	2	2	0	0
	GLENBAR	1	0	0	1	1	0	0
	PIMA	67	4	0	56	49	4	16
	SAFFORD	268	42	0	234	195	21	91
	SOLOMON	11	2	0	9	4	0	5
	THATCHER	76	12	1	64	48	6	23
UNKNOWN	5	0	0	4	3	0	1	
<b>GREENLEE</b>	<b>TOTAL</b>	<b>141</b>	<b>26</b>	<b>3</b>	<b>122</b>	<b>97</b>	<b>9</b>	<b>52</b>
	BLUE	1	0	0	1	1	0	0
	CLIFTON	33	3	0	32	21	3	18
	DUNCAN	40	9	2	30	23	1	9
	MORENCI	66	14	1	59	51	5	25
	YORK	1	0	0	0	1	0	0
<b>MARICOPA</b>	<b>TOTAL</b>	<b>51,503</b>	<b>5,834</b>	<b>981</b>	<b>45,399</b>	<b>39,034</b>	<b>3,613</b>	<b>19,104</b>
	AGUILA	32	5	4	22	12	3	14
	APACHE JUNCTION	3	0	0	3	2	0	1
	ARLINGTON	6	0	0	6	5	0	0
	AVONDALE	639	97	20	564	491	47	237
	BUCKEYE	289	38	5	243	208	20	115
	CAREFREE	11	0	0	11	11	0	1
	CASHION	78	21	4	60	50	10	47
	CAVE CREEK	309	6	1	302	295	13	30
	CHANDLER	3,301	227	34	3,138	2,875	234	778
	CHANDLER HEIGHTS	13	1	0	11	11	3	6
	CIRCLE CITY	1	0	0	1	0	0	1
	EL MIRAGE	193	46	6	166	123	20	116
	FOUNTAIN HILLS	187	6	0	175	173	15	24
	FORT MCDOWELL	2	0	0	1	2	0	2
	GILA BEND	45	7	1	36	30	2	21
	GILBERT	2,090	67	6	2,026	1,931	132	219
	GLENDALE	4,618	494	48	4,168	3,708	315	1,545
	GOODYEAR	221	23	0	196	185	9	57
	GUADALUPE	23	4	0	19	15	2	19
	HIGHLEY	145	10	0	139	128	9	27
	LAVEEN	119	20	1	102	80	9	73
	LITCHFIELD PARK	74	4	2	65	58	6	9
	LUKE AFB	1	0	0	1	1	0	1
	MESA	7,374	760	129	6,871	5,807	497	2,407
	MORRISTOWN	16	3	0	14	11	2	6
	NEW RIVER	2	1	0	0	1	0	1
	PALO VERDE	4	2	0	4	2	1	3
	PARADISE VALLEY	131	1	1	118	122	6	15
	PEORIA	1,522	118	8	1,386	1,312	100	366
	PHOENIX	24,093	3,394	639	20,080	16,453	1,790	11,289
	QUEEN CREEK	204	26	4	193	162	13	65
	RIO VERDE	2	0	0	2	2	0	1
SCOTTSDALE	2,688	124	23	2,501	2,382	172	530	
SENTINEL	1	0	0	1	1	0	0	
SUN CITY	34	4	0	32	24	2	7	
SURPRISE	426	47	4	396	355	33	106	
TEMPE	2,196	219	33	1,990	1,714	124	791	
TOLLESON	131	31	3	113	93	7	74	
TONOPAH	35	5	1	30	21	1	15	
WADDELL	37	2	1	31	30	3	7	
WICKENBURG	66	6	0	61	49	5	24	
WITTMANN	56	8	0	46	35	6	24	
YOUNGTOWN	16	3	1	11	13	2	8	
UNKNOWN	69	6	2	64	51	0	22	

**SELECTED CHARACTERISTICS OF NEWBORNS AND MOTHERS BY COMMUNITY, ARIZONA, 1999**

COUNTY	COMMUNITY	Total Births	Mother 19 or Younger	No Prenatal Care	5 or More Prenatal Visits	Prenatal Care in the 1 <sup>st</sup> Trimester	LBW Newborns	Unwed Mother
<b>MOHAVE</b>	<b>TOTAL</b>	<b>1,745</b>	<b>261</b>	<b>25</b>	<b>1,510</b>	<b>1,246</b>	<b>110</b>	<b>654</b>
	BEAVER DAM	2	0	1	1	1	0	0
	BULLHEAD CITY	501	80	14	435	352	29	235
	CENTENNIAL PARK	7	1	0	7	4	0	2
	CHLORIDE	1	1	0	1	1	0	1
	COLORADO CITY	127	7	5	116	92	9	10
	DOLAN SPRINGS	17	4	0	16	12	0	9
	FORT MOHAVE	26	5	3	22	18	0	8
	GOLDEN SHORES	1	0	0	1	0	0	0
	GOLDEN VALLEY	66	11	1	53	45	4	30
	HACKBERRY	1	0	0	1	1	0	0
	KINGMAN	508	87	0	431	351	34	182
	LAKE HAVASU CITY	365	48	0	321	282	18	122
	LITTLEFIELD	6	0	0	5	4	1	2
	MEADVIEW	3	0	0	3	1	0	0
	MOHAVE VALLEY	60	12	0	53	47	6	29
	OATMAN	2	0	1	1	0	0	1
	PEACH SPRINGS	24	3	0	16	15	2	13
	TOPOCK	8	0	0	7	6	1	3
	WIKIEUP	7	1	0	7	4	4	2
	WILLOW BEACH	1	0	0	1	1	1	0
	YUCCA	4	1	0	4	4	0	2
UNKNOWN	8	0	0	8	5	1	3	
<b>NAVAJO</b>	<b>TOTAL</b>	<b>1,751</b>	<b>265</b>	<b>46</b>	<b>1,503</b>	<b>1,165</b>	<b>139</b>	<b>891</b>
	BACAVI	1	1	0	1	0	0	1
	BACOB	1	0	0	1	1	0	1
	BLACK MESA	5	3	0	5	3	0	4
	BLUE GAP	28	4	1	20	15	1	17
	BURTCORN	1	0	0	1	1	0	0
	CHILCHINBETO	8	2	0	6	5	0	5
	CLAY SPRINGS	12	2	0	11	8	1	1
	DILCON	6	2	0	6	5	1	4
	DILKON	2	0	0	2	1	1	1
	FOREST LAKE	3	0	1	1	1	0	3
	FORT APACHE	18	4	3	12	11	2	12
	HARD ROCKS	4	1	0	3	3	1	2
	HEBER	15	1	1	13	11	2	6
	HOLBROOK	93	13	5	85	64	5	44
	HOTEVILLA	12	3	0	10	8	0	10
	INDIAN WELLS	33	1	2	27	21	2	16
	JEDDITO	13	2	0	10	5	0	8
	JOSEPH CITY	26	3	0	26	22	2	5
	KAYENTA	151	17	4	123	111	12	95
	KEAMS CANYON	39	6	0	32	25	6	30
	KYKOTSMOVI	3	1	1	2	2	0	2
	KYKOTSMOVI VILLAGE	15	2	1	12	13	0	11
	LAKESIDE	84	14	1	76	65	4	25
	LOW MOUNTAIN	3	1	1	1	1	1	3
	MISHONGNOVI	2	0	0	2	2	0	2
	OVERGAARD	7	3	0	7	6	1	5
	PINEDALE	4	0	0	4	3	0	0
	PINETOP	40	5	1	39	30	4	13
	PINON	108	12	3	90	65	6	66
	POLACCA	27	6	0	25	17	5	20
	SECOND MESA	18	2	0	15	10	3	15
	SHIPAULOVA	3	1	0	3	2	0	3
SHONTO	31	6	1	25	23	0	23	
SHOW LOW	188	21	2	178	137	18	56	
SHUNGOPOVI	6	0	0	5	5	0	5	
SICHOMOVI	1	0	0	1	1	0	0	
SNOWBIRD	1	1	0	1	1	0	1	
SNOWFLAKE	102	8	1	88	61	5	22	
SUN VALLEY	4	0	0	4	4	2	1	
TAYLOR	79	7	0	72	53	2	11	


**SELECTED CHARACTERISTICS OF NEWBORNS AND MOTHERS BY COMMUNITY, ARIZONA, 1999**

COUNTY	COMMUNITY	Total Births	Mother 19 or Younger	No Prenatal Care	5 or More Prenatal Visits	Prenatal Care in the 1 <sup>st</sup> Trimester	LBW Newborns	Unwed Mother
	TEESTO	3	0	0	3	2	0	2
	WHITE CONE	5	1	1	3	2	1	4
	WHITE MOUNTAIN LAKE	7	1	0	5	4	3	0
	WHITECONE	4	1	1	3	1	0	3
	WHITERIVER	214	53	8	151	113	26	136
	WINSLOW	229	37	5	214	160	19	138
	WOODRUFF	5	0	0	5	5	0	1
	UNKNOWN	87	17	2	74	56	3	58
<b>PIMA</b>	<b>TOTAL</b>	<b>11,866</b>	<b>1,496</b>	<b>257</b>	<b>10,699</b>	<b>8,649</b>	<b>823</b>	<b>4,844</b>
	AJO	43	10	1	34	21	5	27
	AMADO	1	0	0	0	0	0	1
	ARIVACA	10	2	1	8	5	0	5
	CATALINA	20	3	1	17	11	2	11
	CORONA DE TUCSON	4	0	0	4	2	0	0
	CORTARO	2	0	0	2	2	0	0
	GREEN VALLEY	34	5	2	27	23	2	14
	LUKEVILLE	3	0	0	3	1	0	2
	MARANA	159	26	4	146	114	12	61
	MOUNT LEMMON	1	0	0	1	1	0	0
	ORO VALLEY	85	5	0	83	67	3	11
	PISINEMO	2	2	0	2	1	0	2
	RILLITO	1	0	0	1	1	0	1
	SAHUARITA	101	9	1	94	73	10	22
	SASABE	1	0	0	1	1	0	1
	SELLS	138	29	6	120	84	10	121
	SOUTH TUCSON	2	0	0	2	1	0	1
	THREE POINTS	1	0	0	0	1	0	1
	TOPAWA	4	1	0	4	2	0	4
	TUCSON	11,170	1,394	240	10,072	8,169	768	4,526
	VAIL	55	7	0	54	51	8	16
	WHY	7	0	1	4	4	2	6
	UNKNOWN	22	3	0	20	14	1	11
<b>PINAL</b>	<b>TOTAL</b>	<b>2,401</b>	<b>419</b>	<b>42</b>	<b>2,117</b>	<b>1,740</b>	<b>157</b>	<b>1,185</b>
	APACHE JUNCTION	497	70	13	466	391	33	186
	ARIZONA CITY	54	6	0	49	46	4	14
	BAPCHULE	50	9	2	43	40	2	38
	BLACKWATER	1	0	0	1	0	1	1
	CASA GRANDE	663	118	5	568	473	42	329
	COOLIDGE	211	49	2	185	144	21	129
	DUDLEYVILLE	7	1	0	7	7	0	1
	ELOY	211	44	7	179	141	10	136
	FLORENCE	82	11	1	76	65	3	35
	KEARNY	32	7	0	28	21	2	11
	MAMMOTH	57	14	3	44	36	6	31
	MARICOPA	121	21	1	104	87	5	45
	ORACLE	55	6	0	50	40	7	19
	PICACHO	16	4	1	11	8	1	9
	QUEEN VALLEY	1	0	0	1	1	0	0
	RED ROCK	5	0	1	4	2	0	1
	SACATON	114	23	3	98	78	9	97
	SAN MANUEL	73	10	1	69	54	2	31
	STANFIELD	46	8	0	40	28	2	26
	SUPERIOR	50	14	2	41	32	1	35
	TOLTEC	6	1	0	5	4	0	2
	VALLEY FARMS	5	0	0	5	4	1	1
	UNKNOWN	44	3	0	43	38	5	8

**SELECTED CHARACTERISTICS OF NEWBORNS AND MOTHERS BY COMMUNITY, ARIZONA, 1999**

COUNTY	COMMUNITY	Total Births	Mother 19 or Younger	No Prenatal Care	5 or More Prenatal Visits	Prenatal Care in the 1 <sup>st</sup> Trimester	LBW Newborns	Unwed Mother
<b>SANTA CRUZ</b>	<b>TOTAL</b>	<b>754</b>	<b>97</b>	<b>28</b>	<b>673</b>	<b>507</b>	<b>51</b>	<b>254</b>
	AMADO	21	3	1	12	13	2	11
	ELGIN	3	0	0	2	2	1	0
	NOGALES	470	67	24	416	297	24	186
	PATAGONIA	13	1	0	11	8	3	5
	RIO RICO	228	26	3	213	175	21	49
	SONOITA	8	0	0	8	6	0	0
	TUBAC	5	0	0	5	2	0	1
	TUMACACORI	6	0	0	6	4	0	2
<b>YAVAPAI</b>	<b>TOTAL</b>	<b>1,627</b>	<b>217</b>	<b>19</b>	<b>1,479</b>	<b>1,142</b>	<b>115</b>	<b>584</b>
	ASH FORK	28	4	1	23	14	3	20
	BAGDAD	20	8	0	20	14	2	7
	BLACK CANYON CITY	27	3	1	24	19	1	13
	CAMP VERDE	128	36	3	111	81	6	60
	CHINO VALLEY	120	11	0	113	86	10	29
	CLARKDALE	37	6	1	28	18	3	18
	CONGRESS	10	4	0	7	1	1	6
	CORDES JUNCTION	1	0	0	1	0	0	1
	CORNVILLE	33	3	0	32	23	3	11
	COTTONWOOD	242	44	0	204	157	14	91
	DEWEY	44	6	2	41	34	5	16
	HUMBOLDT	10	2	0	9	4	1	7
	JEROME	2	0	0	2	2	0	0
	KIRKLAND	8	2	0	6	5	2	2
	LAKE MONTEZUMA	15	0	0	15	15	0	5
	MAYER	44	6	0	43	27	3	19
	PAULDEN	29	2	2	25	22	2	10
	PRESCOTT	341	31	6	311	248	20	113
	PRESCOTT VALLEY	369	37	2	355	280	28	107
	RIMROCK	20	5	0	17	13	0	10
	SEDONA	6	0	0	6	3	0	2
	SELIGMAN	10	1	0	8	7	0	4
	SKULL VALLEY	3	0	0	3	3	0	0
	WILHOIT	2	0	0	2	2	0	0
	YARNELL	8	2	0	8	5	0	5
	UNKNOWN	70	4	1	65	59	11	28
	<b>YUMA</b>	<b>TOTAL</b>	<b>2,841</b>	<b>354</b>	<b>226</b>	<b>2,426</b>	<b>1,770</b>	<b>168</b>
DATELAND		17	3	2	13	6	1	7
GADSDEN		26	2	1	22	14	3	10
ROLL		24	2	0	24	16	2	6
SAN LUIS		389	48	49	302	162	26	174
SOMERTON		275	39	29	227	151	21	107
TACNA		5	0	0	5	4	1	1
WELLTON		44	8	1	41	27	2	14
YUMA		2,061	252	144	1,792	1,390	112	713
<b>LA PAZ</b>	<b>TOTAL</b>	<b>135</b>	<b>26</b>	<b>3</b>	<b>113</b>	<b>83</b>	<b>7</b>	<b>70</b>
	BOUSE	3	0	0	2	2	1	1
	EHRENBERG	7	1	0	6	4	1	6
	PARKER	95	21	1	83	64	2	53
	POSTON	8	1	0	6	4	2	1
	QUARTZSITE	4	0	0	4	3	0	0
	SALOME	10	1	1	7	4	0	5
	WENDEN	7	2	1	4	2	1	4
	UNKNOWN	1	0	0	1	0	0	0





# 2.

## BIRTHS BY MOTHERS RACE/ETHNIC GROUP AND COMMUNITY



**BIRTHS BY MOTHER'S RACE/ETHNIC GROUP AND COMMUNITY, ARIZONA, 1999**

COUNTY	COMMUNITY	TOTAL	Non-Hispanic White	Hispanic	Black	American Indian	Asian	Unknown
<b>APACHE</b>	<b>TOTAL</b>	<b>1,104</b>	<b>154</b>	<b>24</b>	<b>0</b>	<b>918</b>	<b>2</b>	<b>6</b>
	ALLENTOWN	1	0	0	0	1	0	0
	ALPINE	2	2	0	0	0	0	0
	BLUE GAP	1	0	0	0	1	0	0
	CHAMBERS	13	0	0	0	13	0	0
	CHINLE	257	7	0	0	250	0	0
	CONCHO	11	9	1	0	0	1	0
	COTTONWOOD	13	0	0	0	13	0	0
	CROSS CANYON	1	0	0	0	1	0	0
	DENNEHOTSO	16	0	0	0	16	0	0
	EAGAR	65	56	4	0	5	0	0
	FORT DEFIANCE	86	3	0	0	82	0	1
	GANADO	98	1	0	0	97	0	0
	GREASEWOOD	1	0	0	0	1	0	0
	GREER	2	2	0	0	0	0	0
	HOUCK	9	0	0	0	9	0	0
	HUNTER'S POINT	11	0	0	0	11	0	0
	KINLICHEE	7	0	0	0	7	0	0
	KLAGETOH	6	0	0	0	6	0	0
	LUKACHUKAI	54	1	0	0	53	0	0
	LUPTON	6	0	0	0	5	0	1
	MANY FARMS	46	0	0	0	46	0	0
	MCNARY	8	0	0	0	8	0	0
	NAZLINI	17	0	0	0	17	0	0
	PINE SPRINGS	1	0	0	0	1	0	0
	RED VALLEY	5	0	0	0	5	0	0
	ROCK POINT	21	0	0	0	21	0	0
	ROUGH ROCK	6	0	0	0	6	0	0
	ROUND ROCK	17	0	0	0	17	0	0
	SAINT JOHNS	50	34	14	0	2	0	0
	SAINT MICHAELS	39	1	0	0	38	0	0
	SALINA SPRINGS	1	0	0	0	1	0	0
	SANDERS	14	2	0	0	12	0	0
SAWMILL	22	0	0	0	22	0	0	
SPRINGERVILLE	35	25	4	0	4	1	1	
STEAMBOAT	1	0	0	0	1	0	0	
SWEETWATER	6	0	0	0	6	0	0	
TEEC NOS POS	8	0	0	0	8	0	0	
TOYEI	2	0	0	0	2	0	0	
TSAILE	29	0	0	0	29	0	0	
VERNON	13	11	1	0	0	0	1	
WHEATFIELDS	8	0	0	0	8	0	0	
WIDE RUINS	3	0	0	0	3	0	0	
WINDOW ROCK	63	0	0	0	63	0	0	
WOODSPRINGS	1	0	0	0	1	0	0	
UNKNOWN	28	0	0	0	26	0	2	
<b>COCHISE</b>	<b>TOTAL</b>	<b>1,668</b>	<b>800</b>	<b>738</b>	<b>76</b>	<b>15</b>	<b>37</b>	<b>2</b>
	BENSON	84	64	18	1	1	0	0
	BISBEE	104	41	59	1	2	1	0
	BOWIE	7	3	4	0	0	0	0
	CASCABEL	2	2	0	0	0	0	0
	COCHISE	11	7	2	0	0	2	0
	CURTISS	1	1	0	0	0	0	0
	DOUGLAS	377	34	340	2	0	1	0
	DRAGON	4	4	0	0	0	0	0
	ELFRIDA	11	8	3	0	0	0	0
	FORT HUACHUCA	223	131	39	43	5	5	0
	HEREFORD	74	54	18	0	0	2	0
	HUACHUCA CITY	49	29	11	5	3	1	0
	MCNEAL	16	13	3	0	0	0	0
	NACO	28	0	28	0	0	0	0
	PEARCE	12	7	5	0	0	0	0
PIRTLEVILLE	23	2	20	0	1	0	0	
POMERENCE	8	6	2	0	0	0	0	

**BIRTHS BY MOTHER'S RACE/ETHNIC GROUP AND COMMUNITY, ARIZONA, 1999**

COUNTY	COMMUNITY	TOTAL	Non-Hispanic White	Hispanic	Black	American Indian	Asian	Unknown
	SAINT DAVID	28	25	3	0	0	0	0
	SAN SIMON	6	2	4	0	0	0	0
	SIERRA VISTA	458	293	113	24	1	25	2
	TOMBSTONE	15	11	3	0	1	0	0
	WILLCOX	126	62	63	0	1	0	0
	UNKNOWN	1	1	0	0	0	0	0
<b>COCONINO</b>	<b>TOTAL</b>	<b>1,804</b>	<b>777</b>	<b>231</b>	<b>15</b>	<b>755</b>	<b>20</b>	<b>6</b>
	BELLEMONT	4	2	1	0	1	0	0
	BITTER SPRINGS	5	0	0	0	5	0	0
	CAMERON	33	0	0	0	33	0	0
	CEDAR RIDGE	3	1	0	0	2	0	0
	COALMINE	1	0	0	0	1	0	0
	COPPERMINE	1	0	0	0	1	0	0
	COW SPRINGS	8	0	0	0	8	0	0
	FLAGSTAFF	997	592	192	13	180	17	3
	FOREST LAKES	1	1	0	0	0	0	0
	FREDONIA	14	12	0	0	2	0	0
	GRAND CANYON	37	24	5	0	8	0	0
	GRAY MOUNTAIN	2	0	0	0	2	0	0
	HAPPY JACK	3	3	0	0	0	0	0
	HUALAPAI IND. RES.	1	1	0	0	0	0	0
	INSCRIPTION	2	0	0	0	2	0	0
	INSCRIPTION HOUSE	3	0	0	0	3	0	0
	KAIBETO	42	0	0	0	41	0	1
	LECHEE	12	0	0	0	12	0	0
	LEUPP	37	0	0	0	37	0	0
	MARBLE CANYON	2	0	0	0	2	0	0
	MOENCOPI	6	0	0	0	6	0	0
	MORMON LAKE	1	1	0	0	0	0	0
	MUNDS PARKS	7	6	1	0	0	0	0
	NAVAJO MOUNTAIN	1	0	0	0	1	0	0
	PAGE	168	61	2	1	102	1	1
	PARKS	6	6	0	0	0	0	0
	SEDONA	34	22	10	1	0	1	0
	SUPAI	10	0	0	0	10	0	0
	THE GAP	3	0	0	0	3	0	0
	TOLANI LAKE	1	0	0	0	1	0	0
	TONALEA	54	0	0	0	53	0	1
	TUBA CITY	225	6	1	0	218	0	0
	TUSAYAN	1	1	0	0	0	0	0
	WHITE MESA	1	0	0	0	1	0	0
	WILLIAMS	56	36	19	0	1	0	0
	UNKNOWN	22	2	0	0	19	1	0
<b>GILA</b>	<b>TOTAL</b>	<b>672</b>	<b>330</b>	<b>156</b>	<b>3</b>	<b>174</b>	<b>4</b>	<b>5</b>
	CIBECUE	1	0	0	0	1	0	0
	CLAYPOOL	32	17	13	0	2	0	0
	CUTTER	1	0	0	0	1	0	0
	GLOBE	174	97	66	2	6	2	1
	HAYDEN	15	3	11	0	0	0	1
	MIAMI	57	24	31	1	0	0	1
	PAYSON	181	157	18	0	5	1	0
	PERIDOT	55	1	0	0	54	0	0
	PINE	5	5	0	0	0	0	0
	ROOSEVELT	7	6	1	0	0	0	0
	SAN CARLOS	106	1	0	0	103	1	1
	STRAWBERRY	3	3	0	0	0	0	0
	TONTO BASIN	6	5	0	0	1	0	0
	WINKELMAN	25	7	16	0	1	0	1
	YOUNG	3	3	0	0	0	0	0
	UNKNOWN	1	1	0	0	0	0	0

**BIRTHS BY MOTHER'S RACE/ETHNIC GROUP AND COMMUNITY, ARIZONA, 1999**

COUNTY	COMMUNITY	TOTAL	Non-Hispanic White	Hispanic	Black	American Indian	Asian	Unknown
<b>GRAHAM</b>	<b>TOTAL</b>	<b>476</b>	<b>273</b>	<b>158</b>	<b>5</b>	<b>34</b>	<b>5</b>	<b>1</b>
	BYLAS	31	1	0	0	30	0	0
	CENTRAL	9	7	2	0	0	0	0
	EDEN	2	2	0	0	0	0	0
	FORT GRANT	1	0	1	0	0	0	0
	FORT THOMAS	5	3	0	1	0	1	0
	GLENBAR	1	0	1	0	0	0	0
	PIMA	67	49	16	1	0	1	0
	SAFFORD	268	157	103	3	3	2	0
	SOLOMON	11	2	9	0	0	0	0
THATCHER	76	49	24	0	1	1	1	
UNKNOWN	5	3	2	0	0	0	0	
<b>GREENLEE</b>	<b>TOTAL</b>	<b>141</b>	<b>75</b>	<b>65</b>	<b>0</b>	<b>1</b>	<b>0</b>	<b>0</b>
	BLUE	1	1	0	0	0	0	0
	CLIFTON	33	10	23	0	0	0	0
	DUNCAN	40	30	10	0	0	0	0
	MORENCI	66	34	31	0	1	0	0
	YORK	1	0	1	0	0	0	0
<b>MARICOPA</b>	<b>TOTAL</b>	<b>51,503</b>	<b>26,132</b>	<b>19,699</b>	<b>2,095</b>	<b>1,440</b>	<b>1,393</b>	<b>744</b>
	AGUILA	32	1	29	0	0	2	0
	APACHE JUNCTION	3	3	0	0	0	0	0
	ARLINGTON	6	4	2	0	0	0	0
	AVONDALE	639	249	338	25	5	14	8
	BUCKEYE	289	140	131	4	9	1	4
	CAREFREE	11	10	0	0	0	0	1
	CASHION	78	7	70	0	1	0	0
	CAVE CREEK	309	275	17	3	0	13	1
	CHANDLER	3,301	2,043	895	99	47	192	25
	CHANDLER HEIGHTS	13	10	0	0	3	0	0
	CIRCLE CITY	1	0	1	0	0	0	0
	EL MIRAGE	193	31	155	5	1	1	0
	FOUNTAIN HILLS	187	161	15	1	7	2	1
	FORT MCDOWELL	2	1	0	0	1	0	0
	GILA BEND	45	7	28	1	8	0	1
	GILBERT	2,090	1,696	251	32	15	85	11
	GLENDALE	4,618	2,755	1,377	211	82	133	60
	GOODYEAR	221	130	72	9	1	5	4
	GUADALUPE	23	0	10	0	13	0	0
	HIGHLEY	145	117	26	1	0	0	1
	LAVEEN	119	28	23	1	65	1	1
	LITCHFIELD PARK	74	54	17	0	0	3	0
	LUKE AFB	1	0	0	0	1	0	0
	MESA	7,374	4,667	2,109	195	203	157	43
	MORRISTOWN	16	15	0	0	1	0	0
	NEW RIVER	2	2	0	0	0	0	0
	PALO VERDE	4	3	1	0	0	0	0
	PARADISE VALLEY	131	118	8	1	1	1	2
	PEORIA	1,522	1,078	312	43	16	56	17
	PHOENIX	24,093	8,701	12,472	1,309	706	493	412
	QUEEN CREEK	204	129	73	0	2	0	0
	RIO VERDE	2	2	0	0	0	0	0
	SCOTTSDALE	2,688	2,064	280	44	128	83	89
SENTINEL	1	1	0	0	0	0	0	
SUN CITY	34	28	4	0	0	2	0	
SURPRISE	426	227	179	11	0	7	2	
TEMPE	2,196	1,148	634	97	117	141	59	
TOLLESON	131	32	95	3	0	0	1	
TONOPAH	35	18	16	0	0	0	1	
WADDELL	37	29	6	0	1	1	0	
WICKENBURG	66	51	15	0	0	0	0	
WITTMANN	56	31	24	0	1	0	0	
YOUNGTOWN	16	11	5	0	0	0	0	
UNKNOWN	69	55	9	0	5	0	0	

**BIRTHS BY MOTHER'S RACE/ETHNIC GROUP AND COMMUNITY, ARIZONA, 1999**

COUNTY	COMMUNITY	TOTAL	Non-Hispanic White	Hispanic	Black	American Indian	Asian	Unknown
<b>MOHAVE</b>	<b>TOTAL</b>	<b>1,745</b>	<b>1,336</b>	<b>144</b>	<b>4</b>	<b>49</b>	<b>29</b>	<b>183</b>
	BEAVER DAM	2	1	0	0	0	0	1
	BULLHEAD CITY	501	306	21	2	8	11	153
	CENTENNIAL PARK	7	7	0	0	0	0	0
	CHLORIDE	1	1	0	0	0	0	0
	COLORADO CITY	127	127	0	0	0	0	0
	DOLAN SPRINGS	17	16	1	0	0	0	0
	FORT MOHAVE	26	22	1	0	0	0	3
	GOLDEN SHORES	1	1	0	0	0	0	0
	GOLDEN VALLEY	66	58	3	1	0	2	2
	HACKBERRY	1	1	0	0	0	0	0
	KINGMAN	508	415	64	0	10	13	6
	LAKE HAVASU CITY	365	312	45	1	3	1	3
	LITTLEFIELD	6	4	1	0	0	1	0
	MEADVIEW	3	3	0	0	0	0	0
	MOHAVE VALLEY	60	39	4	0	4	1	12
	OATMAN	2	1	0	0	1	0	0
	PEACH SPRINGS	24	3	0	0	21	0	0
	TOPOCK	8	7	1	0	0	0	0
	WIKIEUP	7	5	1	0	1	0	0
	WILLOW BEACH	1	1	0	0	0	0	0
YUCCA	4	3	1	0	0	0	0	
UNKNOWN	8	3	1	0	1	0	3	
<b>NAVAJO</b>	<b>TOTAL</b>	<b>1,751</b>	<b>582</b>	<b>127</b>	<b>13</b>	<b>1,014</b>	<b>6</b>	<b>9</b>
	BACAVI	1	0	0	0	1	0	0
	BACOBİ	1	0	0	0	1	0	0
	BLACK MESA	5	0	0	0	5	0	0
	BLUE GAP	28	0	0	0	28	0	0
	BURTNCORN	1	0	0	0	1	0	0
	CHILCHINBETO	8	0	0	0	8	0	0
	CLAY SPRINGS	12	10	1	0	1	0	0
	DILCON	6	0	0	0	6	0	0
	DILKON	2	0	0	0	2	0	0
	FOREST LAKE	3	0	0	0	3	0	0
	FORT APACHE	18	0	0	0	18	0	0
	HARD ROCKS	4	0	0	0	4	0	0
	HEBER	15	13	1	0	1	0	0
	HOLBROOK	93	34	26	3	28	1	1
	HOTEVILLA	12	0	0	0	12	0	0
	INDIAN WELLS	33	0	0	0	33	0	0
	JEDDITO	13	0	1	0	12	0	0
	JOSEPH CITY	26	22	1	0	3	0	0
	KAYENTA	151	4	0	1	145	0	1
	KEAMS CANYON	39	3	0	0	36	0	0
	KYKOTSMOVI	3	0	0	0	3	0	0
	KYKOTSMOVI VILLAGE	15	0	0	0	15	0	0
	LAKESIDE	84	59	20	0	2	1	2
	LOW MOUNTAIN	3	0	0	0	3	0	0
	MISHONGNOVI	2	0	0	0	2	0	0
	OVERGAARD	7	6	0	0	1	0	0
	PINEDALE	4	2	1	0	1	0	0
	PINETOP	40	28	5	0	5	1	1
	PINON	108	2	0	0	106	0	0
	POLACCA	27	0	0	0	27	0	0
	SECOND MESA	18	0	0	0	17	0	1
SHIPAULOVA	3	0	0	0	3	0	0	
SHONTO	31	0	0	0	31	0	0	
SHOW LOW	188	164	13	0	10	0	1	
SHUNGOPOVI	6	0	0	0	6	0	0	
SICHOMOVI	1	0	0	0	1	0	0	
SNOWBIRD	1	0	0	0	1	0	0	
SNOWFLAKE	102	83	7	2	8	1	1	
SUN VALLEY	4	3	0	0	1	0	0	
TAYLOR	79	68	3	2	6	0	0	
TEESTO	3	0	0	0	3	0	0	


**BIRTHS BY MOTHER'S RACE/ETHNIC GROUP AND COMMUNITY, ARIZONA, 1999**

COUNTY	COMMUNITY	TOTAL	Non-Hispanic White	Hispanic	Black	American Indian	Asian	Unknown
	WHITE CONE	5	0	0	0	5	0	0
	WHITE MOUNTAIN LAKE	7	7	0	0	0	0	0
	WHITECONE	4	0	0	0	4	0	0
	WHITERIVER	214	9	1	0	202	1	1
	WINSLOW	229	60	47	5	116	1	0
	WOODRUFF	5	4	0	0	1	0	0
	UNKNOWN	87	1	0	0	86	0	0
<b>PIMA</b>	<b>TOTAL</b>	<b>11,866</b>	<b>5,183</b>	<b>5,352</b>	<b>387</b>	<b>528</b>	<b>305</b>	<b>111</b>
	AJO	43	9	18	0	15	1	0
	AMADO	1	1	0	0	0	0	0
	ARIVACA	10	5	5	0	0	0	0
	CATALINA	20	11	9	0	0	0	0
	CORONA DE TUCSON	4	4	0	0	0	0	0
	CORTARO	2	2	0	0	0	0	0
	GREEN VALLEY	34	19	15	0	0	0	0
	LUKEVILLE	3	0	3	0	0	0	0
	MARANA	159	102	43	1	7	2	4
	MOUNT LEMMON	1	1	0	0	0	0	0
	ORO VALLEY	85	68	10	2	1	4	0
	PISINEMO	2	0	0	0	2	0	0
	RILLITO	1	0	0	1	0	0	0
	SAHUARITA	101	52	48	0	1	0	0
	SASABE	1	0	1	0	0	0	0
	SELLS	138	1	0	0	136	1	0
	SOUTH TUCSON	2	0	2	0	0	0	0
	THREE POINTS	1	1	0	0	0	0	0
	TOPAWA	4	0	0	0	4	0	0
	TUCSON	11,170	4,850	5,182	383	351	297	107
	VAIL	55	44	8	0	3	0	0
	WHY	7	0	0	0	7	0	0
	UNKNOWN	22	13	8	0	1	0	0
<b>PINAL</b>	<b>TOTAL</b>	<b>2,401</b>	<b>1,034</b>	<b>966</b>	<b>47</b>	<b>273</b>	<b>18</b>	<b>63</b>
	APACHE JUNCTION	497	412	66	2	7	5	5
	ARIZONA CITY	54	30	19	1	2	0	2
	BAPCHULE	50	2	1	0	45	0	2
	BLACKWATER	1	0	0	0	1	0	0
	CASA GRANDE	663	245	325	19	42	7	25
	COOLIDGE	211	63	97	18	27	2	4
	DUDLEYVILLE	7	3	4	0	0	0	0
	ELOY	211	25	166	3	5	0	12
	FLORENCE	82	43	29	1	7	1	1
	KEARNY	32	22	10	0	0	0	0
	MAMMOTH	57	12	44	0	1	0	0
	MARICOPA	121	49	53	0	14	1	4
	ORACLE	55	31	20	1	3	0	0
	PICACHO	16	1	14	0	0	1	0
	QUEEN VALLEY	1	1	0	0	0	0	0
	RED ROCK	5	0	4	0	0	0	1
	SACATON	114	2	2	1	108	1	0
	SAN MANUEL	73	33	38	0	2	0	0
	STANFIELD	46	2	32	0	5	0	7
	SUPERIOR	50	13	34	0	3	0	0
	TOLTEC	6	1	5	0	0	0	0
	VALLEY FARMS	5	5	0	0	0	0	0
	UNKNOWN	44	39	3	1	1	0	0

**BIRTHS BY MOTHER'S RACE/ETHNIC GROUP AND COMMUNITY, ARIZONA, 1999**

COUNTY	COMMUNITY	TOTAL	Non-Hispanic White	Hispanic	Black	American Indian	Asian	Unknown
<b>SANTA CRUZ</b>	<b>TOTAL</b>	<b>754</b>	<b>68</b>	<b>683</b>	<b>0</b>	<b>0</b>	<b>2</b>	<b>1</b>
	AMADO	21	6	15	0	0	0	0
	ELGIN	3	1	1	0	0	1	0
	NOGALES	470	17	451	0	0	1	1
	PATAGONIA	13	8	5	0	0	0	0
	RIO RICO	228	25	203	0	0	0	0
	SONOITA	8	7	1	0	0	0	0
	TUBAC	5	4	1	0	0	0	0
	TUMACACORI	6	0	6	0	0	0	0
<b>YAVAPAI</b>	<b>TOTAL</b>	<b>1,627</b>	<b>1,237</b>	<b>318</b>	<b>11</b>	<b>38</b>	<b>15</b>	<b>8</b>
	ASH FORK	28	15	13	0	0	0	0
	BAGDAD	20	16	4	0	0	0	0
	BLACK CANYON CITY	27	25	2	0	0	0	0
	CAMP VERDE	128	86	32	1	9	0	0
	CHINO VALLEY	120	98	20	0	1	1	0
	CLARKDALE	37	26	5	0	5	0	1
	CONGRESS	10	7	3	0	0	0	0
	CORDES JUNCTION	1	1	0	0	0	0	0
	CORNVILLE	33	28	4	0	0	0	1
	COTTONWOOD	242	166	64	2	8	1	1
	DEWEY	44	34	7	1	1	1	0
	HUMBOLDT	10	9	1	0	0	0	0
	JEROME	2	1	0	0	1	0	0
	KIRKLAND	8	7	1	0	0	0	0
	LAKE MONTEZUMA	15	11	3	0	0	0	1
	MAYER	44	41	2	0	0	0	1
	PAULDEN	29	15	12	0	1	0	1
	PRESCOTT	341	275	55	4	4	3	0
	PRESCOTT VALLEY	369	300	53	3	4	7	2
	RIMROCK	20	14	5	0	1	0	0
	SEDONA	6	2	4	0	0	0	0
	SELIGMAN	10	9	0	0	1	0	0
SKULL VALLEY	3	3	0	0	0	0	0	
WILHOIT	2	1	1	0	0	0	0	
YARNELL	8	5	3	0	0	0	0	
UNKNOWN	70	42	24	0	2	2	0	
<b>YUMA</b>	<b>TOTAL</b>	<b>2,841</b>	<b>663</b>	<b>2,066</b>	<b>41</b>	<b>31</b>	<b>39</b>	<b>1</b>
	DATELAND	17	4	13	0	0	0	0
	GADSDEN	26	0	26	0	0	0	0
	ROLL	24	9	15	0	0	0	0
	SAN LUIS	389	2	387	0	0	0	0
	SOMERTON	275	9	253	0	10	3	0
	TACNA	5	2	3	0	0	0	0
	WELLTON	44	12	32	0	0	0	0
	YUMA	2,061	625	1,337	41	21	36	1
<b>LA PAZ</b>	<b>TOTAL</b>	<b>135</b>	<b>64</b>	<b>51</b>	<b>2</b>	<b>18</b>	<b>0</b>	<b>0</b>
	BOUSE	3	2	0	0	1	0	0
	EHRENBERG	7	4	3	0	0	0	0
	PARKER	95	44	32	2	17	0	0
	POSTON	8	1	7	0	0	0	0
	QUARTZSITE	4	4	0	0	0	0	0
	SALOME	10	7	3	0	0	0	0
	WENDEN	7	2	5	0	0	0	0
	UNKNOWN	1	0	1	0	0	0	0





**3.**

**PAYEE FOR BIRTHS  
BY COMMUNITY**



**PAYEE FOR BIRTHS BY COMMUNITY, ARIZONA, 1999**

COUNTY	COMMUNITY	TOTAL	Payee for Birth				
			AHCCCS	IHS	Private Insurance	Self	Unknown
<b>APACHE</b>	<b>TOTAL</b>	<b>1,104</b>	<b>620</b>	<b>274</b>	<b>119</b>	<b>1</b>	<b>90</b>
	ALLENTOWN	1	1	0	0	0	0
	ALPINE	2	1	0	1	0	0
	BLUE GAP	1	1	0	0	0	0
	CHAMBERS	13	3	7	0	0	3
	CHINLE	257	191	30	30	0	6
	CONCHO	11	10	0	1	0	0
	COTTONWOOD	13	11	2	0	0	0
	CROSS CANYON	1	1	0	0	0	0
	DENNEHOTSO	16	5	7	1	0	3
	EAGAR	65	38	1	26	0	0
	FORT DEFIANCE	86	26	54	2	0	4
	GANADO	98	39	47	5	0	7
	GREASEWOOD	1	0	1	0	0	0
	GREER	2	2	0	0	0	0
	HOUCK	9	3	1	0	0	5
	HUNTER'S POINT	11	5	4	0	0	2
	KINLICHEE	7	2	5	0	0	0
	KLAGETOH	6	2	3	0	0	1
	LUKACHUKAI	54	39	5	4	0	6
	LUPTON	6	2	0	0	0	4
	MANY FARMS	46	35	6	5	0	0
	MCNARY	8	2	6	0	0	0
	NAZLINI	17	10	5	1	0	1
	PINE SPRINGS	1	0	1	0	0	0
	RED VALLEY	5	0	0	0	0	5
	ROCK POINT	21	16	2	1	0	2
	ROUGH ROCK	6	5	0	1	0	0
	ROUND ROCK	17	13	2	2	0	0
	SAINT JOHNS	50	33	1	16	0	0
	SAINT MICHAELS	39	15	19	0	0	5
	SALINA SPRINGS	1	1	0	0	0	0
	SANDERS	14	4	4	1	0	5
SAWMILL	22	10	11	0	0	1	
SPRINGERVILLE	35	28	0	6	1	0	
STEAMBOAT	1	0	1	0	0	0	
SWEETWATER	6	0	0	0	0	6	
TEEC NOS POS	8	0	0	0	0	8	
TOYEI	2	1	1	0	0	0	
TSAILE	29	25	1	3	0	0	
VERNON	13	6	0	7	0	0	
WHEATFIELDS	8	7	1	0	0	0	
WIDE RUINS	3	0	2	0	0	1	
WINDOW ROCK	63	15	33	4	0	11	
WOODSPRINGS	1	0	1	0	0	0	
UNKNOWN	28	12	10	2	0	4	
<b>COCHISE</b>	<b>TOTAL</b>	<b>1,668</b>	<b>753</b>	<b>2</b>	<b>828</b>	<b>71</b>	<b>14</b>
	BENSON	84	47	0	32	4	1
	BISBEE	104	51	0	46	6	1
	BOWIE	7	5	0	1	0	1
	CASCABEL	2	0	0	2	0	0
	COCHISE	11	7	0	3	1	0
	CURTISS	1	1	0	0	0	0
	DOUGLAS	377	230	0	110	34	3
	DRAGOON	4	1	0	3	0	0
	ELFRIDA	11	4	0	6	1	0
	FORT HUACHUCA	223	1	1	220	1	0
	HEREFORD	74	34	0	38	2	0
	HUACHUCA CITY	49	27	0	20	2	0
	MCNEAL	16	7	0	9	0	0
NACO	28	18	0	5	5	0	
PEARCE	12	7	0	4	1	0	

**PAYEE FOR BIRTHS BY COMMUNITY, ARIZONA, 1999**

COUNTY	COMMUNITY	TOTAL	Payee for Birth				
			AHCCCS	IHS	Private Insurance	Self	Unknown
	PIRTLEVILLE	23	19	0	4	0	0
	POMERENCE	8	3	0	5	0	0
	SAINT DAVID	28	10	0	18	0	0
	SAN SIMON	6	3	0	2	1	0
	SIERRA VISTA	458	199	1	248	7	3
	TOMBSTONE	15	8	0	7	0	0
	WILLCOX	126	71	0	45	6	4
	UNKNOWN	1	0	0	0	0	1
<b>COCONINO</b>	<b>TOTAL</b>	<b>1,804</b>	<b>770</b>	<b>358</b>	<b>611</b>	<b>39</b>	<b>26</b>
	BELLEMONT	4	3	0	1	0	0
	BITTER SPRINGS	5	3	1	0	0	1
	CAMERON	33	7	26	0	0	0
	CEDAR RIDGE	3	2	1	0	0	0
	COALMINE	1	0	1	0	0	0
	COPPERMINE	1	0	1	0	0	0
	COW SPRINGS	8	1	7	0	0	0
	FLAGSTAFF	997	489	12	474	22	0
	FOREST LAKES	1	1	0	0	0	0
	FREDONIA	14	2	0	0	0	12
	GRAND CANYON	37	7	5	24	1	0
	GRAY MOUNTAIN	2	1	1	0	0	0
	HAPPY JACK	3	2	0	1	0	0
	HUALAPAI IND. RES.	1	1	0	0	0	0
	INSCRIPTION	2	1	1	0	0	0
	INSCRIPTION HOUSE	3	1	2	0	0	0
	KAIBETO	42	22	20	0	0	0
	LECHEE	12	9	3	0	0	0
	LEUPP	37	33	1	3	0	0
	MARBLE CANYON	2	1	1	0	0	0
	MOENCOPI	6	1	5	0	0	0
	MORMON LAKE	1	0	0	1	0	0
	MUNDS PARKS	7	3	0	4	0	0
	NAVAJO MOUNTAIN	1	0	1	0	0	0
	PAGE	168	78	21	59	3	7
	PARKS	6	3	0	3	0	0
	SEDONA	34	13	0	9	11	1
	SUPAI	10	9	0	0	1	0
	THE GAP	3	0	3	0	0	0
	TOLANI LAKE	1	1	0	0	0	0
	TONALEA	54	10	39	2	0	3
	TUBA CITY	225	23	192	9	0	1
	TUSAYAN	1	0	0	1	0	0
	WHITE MESA	1	0	1	0	0	0
	WILLIAMS	56	37	0	18	0	1
	UNKNOWN	22	6	13	2	1	0
<b>GILA</b>	<b>TOTAL</b>	<b>672</b>	<b>317</b>	<b>124</b>	<b>198</b>	<b>25</b>	<b>8</b>
	CIBECUE	1	1	0	0	0	0
	CLAYPOOL	32	20	0	11	1	0
	CUTTER	1	1	0	0	0	0
	GLOBE	174	95	5	65	7	2
	HAYDEN	15	11	0	3	1	0
	MIAMI	57	36	0	20	1	0
	PAYSON	181	96	1	76	8	0
	PERIDOT	55	7	41	2	2	3
	PINE	5	3	0	1	1	0
	ROOSEVELT	7	5	0	0	1	1
	SAN CARLOS	106	18	76	8	2	2
	STRAWBERRY	3	3	0	0	0	0
	TONTO BASIN	6	4	0	2	0	0
	WINKELMAN	25	14	1	9	1	0
	YOUNG	3	2	0	1	0	0
	UNKNOWN	1	1	0	0	0	0

**PAYEE FOR BIRTHS BY COMMUNITY, ARIZONA, 1999**

COUNTY	COMMUNITY	TOTAL	Payee for Birth				
			AHCCCS	IHS	Private Insurance	Self	Unknown
<b>GRAHAM</b>	<b>TOTAL</b>	<b>476</b>	<b>238</b>	<b>27</b>	<b>193</b>	<b>10</b>	<b>8</b>
	BYLAS	31	4	25	0	2	0
	CENTRAL	9	6	0	2	0	1
	EDEN	2	2	0	0	0	0
	FORT GRANT	1	0	0	1	0	0
	FORT THOMAS	5	2	0	2	1	0
	GLENBAR	1	1	0	0	0	0
	PIMA	67	34	1	31	1	0
	SAFFORD	268	142	1	121	1	3
	SOLOMON	11	9	0	1	1	0
	THATCHER	76	35	0	34	4	3
UNKNOWN	5	3	0	1	0	1	
<b>GREENLEE</b>	<b>TOTAL</b>	<b>141</b>	<b>51</b>	<b>0</b>	<b>84</b>	<b>1</b>	<b>5</b>
	BLUE	1	1	0	0	0	0
	CLIFTON	33	21	0	11	0	1
	DUNCAN	40	12	0	27	0	1
	MORENCI	66	17	0	45	1	3
	YORK	1	0	0	1	0	0
<b>MARICOPA</b>	<b>TOTAL</b>	<b>51,503</b>	<b>20,464</b>	<b>229</b>	<b>27,735</b>	<b>2,061</b>	<b>1,014</b>
	AGUILA	32	25	0	4	2	1
	APACHE JUNCTION	3	1	0	2	0	0
	ARLINGTON	6	1	0	3	0	2
	AVONDALE	639	268	2	327	30	12
	BUCKEYE	289	159	1	115	10	4
	CAREFREE	11	4	0	7	0	0
	CASHION	78	56	0	15	6	1
	CAVE CREEK	309	29	1	269	9	1
	CHANDLER	3,301	623	7	2,554	84	33
	CHANDLER HEIGHTS	13	9	0	4	0	0
	CIRCLE CITY	1	1	0	0	0	0
	EL MIRAGE	193	139	0	41	9	4
	FOUNTAIN HILLS	187	19	0	163	4	1
	FORT MCDOWELL	2	1	0	1	0	0
	GILA BEND	45	28	0	13	2	2
	GILBERT	2,090	171	2	1,844	50	23
	GLENDALE	4,618	1,631	16	2,776	168	27
	GOODYEAR	221	46	0	166	7	2
	GUADALUPE	23	14	3	6	0	0
	HIGHLEY	145	21	0	115	8	1
	LAVEEN	119	63	7	42	3	4
	LITCHFIELD PARK	74	23	0	51	0	0
	LUKE AFB	1	0	0	1	0	0
	MESA	7,374	2,478	24	4,372	331	169
	MORRISTOWN	16	6	0	7	3	0
	NEW RIVER	2	0	0	2	0	0
	PALO VERDE	4	3	0	1	0	0
	PARADISE VALLEY	131	8	1	114	8	0
	PEORIA	1,522	325	1	1,159	29	8
	PHOENIX	24,093	12,679	126	9,584	1,071	633
	QUEEN CREEK	204	65	0	133	5	1
	RIO VERDE	2	1	0	1	0	0
	SCOTTSDALE	2,688	444	22	2,082	96	44
	SENTINEL	1	0	0	1	0	0
	SUN CITY	34	10	0	21	2	1
	SURPRISE	426	144	1	272	8	1
	TEMPE	2,196	770	13	1,284	93	36
	TOLLESON	131	76	0	49	5	1
	TONOPAH	35	22	0	9	3	1
	WADDELL	37	9	0	25	3	0
WICKENBURG	66	27	2	31	6	0	
WITTMANN	56	37	0	15	4	0	
YOUNGTOWN	16	8	0	8	0	0	
UNKNOWN	69	20	0	46	2	1	

**PAYEE FOR BIRTHS BY COMMUNITY, ARIZONA, 1999**

COUNTY	COMMUNITY	TOTAL	Payee for Birth				
			AHCCCS	IHS	Private Insurance	Self	Unknown
<b>MOHAVE</b>	<b>TOTAL</b>	<b>1,745</b>	<b>928</b>	<b>2</b>	<b>618</b>	<b>55</b>	<b>142</b>
	BEAVER DAM	2	0	0	0	1	1
	BULLHEAD CITY	501	263	1	213	9	15
	CENTENNIAL PARK	7	4	0	1	0	2
	CHLORIDE	1	1	0	0	0	0
	COLORADO CITY	127	12	0	4	2	109
	DOLAN SPRINGS	17	16	0	1	0	0
	FORT MOHAVE	26	14	0	12	0	0
	GOLDEN SHORES	1	0	0	0	1	0
	GOLDEN VALLEY	66	44	0	19	3	0
	HACKBERRY	1	0	0	1	0	0
	KINGMAN	508	289	0	193	24	2
	LAKE HAVASU CITY	365	213	0	138	9	5
	LITTLEFIELD	6	0	0	0	0	6
	MEADVIEW	3	2	0	1	0	0
	MOHAVE VALLEY	60	31	1	25	3	0
	OATMAN	2	1	0	1	0	0
	PEACH SPRINGS	24	18	0	5	1	0
	TOPOCK	8	6	0	0	1	1
	WIKIEUP	7	5	0	1	1	0
WILLOW BEACH	1	1	0	0	0	0	
YUCCA	4	3	0	1	0	0	
UNKNOWN	8	5	0	2	0	1	
<b>NAVAJO</b>	<b>TOTAL</b>	<b>1,751</b>	<b>874</b>	<b>434</b>	<b>374</b>	<b>24</b>	<b>45</b>
	BACAVI	1	0	1	0	0	0
	BACOBI	1	0	1	0	0	0
	BLACK MESA	5	1	4	0	0	0
	BLUE GAP	28	18	6	4	0	0
	BURTCORN	1	1	0	0	0	0
	CHILCHINBETO	8	6	2	0	0	0
	CLAY SPRINGS	12	7	0	4	1	0
	DILCON	6	4	2	0	0	0
	DILKON	2	2	0	0	0	0
	FOREST LAKE	3	3	0	0	0	0
	FORT APACHE	18	7	10	0	0	1
	HARD ROCKS	4	1	3	0	0	0
	HEBER	15	9	0	6	0	0
	HOLBROOK	93	65	1	23	1	3
	HOTEVILLA	12	1	11	0	0	0
	INDIAN WELLS	33	18	11	4	0	0
	JEDDITO	13	4	8	1	0	0
	JOSEPH CITY	26	15	0	11	0	0
	KAYENTA	151	49	84	14	1	3
	KEAMS CANYON	39	13	21	3	0	2
	KYKOTSMOVI	3	1	2	0	0	0
	KYKOTSMOVI VILLAGE	15	1	14	0	0	0
	LAKESIDE	84	42	1	37	3	1
	LOW MOUNTAIN	3	0	3	0	0	0
	MISHONGNOVI	2	0	2	0	0	0
	OVERGAARD	7	5	0	1	0	1
	PINEDALE	4	1	0	3	0	0
	PINETOP	40	23	1	13	2	1
	PINON	108	74	19	13	0	2
	POLACCA	27	5	16	1	0	5
	SECOND MESA	18	5	9	1	0	3
	SHIPAULOVA	3	0	3	0	0	0
SHONTO	31	2	28	1	0	0	
SHOW LOW	188	109	6	64	6	3	
SHUNGOPOVI	6	0	6	0	0	0	
SICHOMOVI	1	0	1	0	0	0	
SNOWBIRD	1	0	1	0	0	0	
SNOWFLAKE	102	51	2	41	8	0	
SUN VALLEY	4	2	0	2	0	0	
TAYLOR	79	40	2	35	1	1	


**PAYEE FOR BIRTHS BY COMMUNITY, ARIZONA, 1999**

COUNTY	COMMUNITY	TOTAL	Payee for Birth				
			AHCCCS	IHS	Private Insurance	Self	Unknown
	TEESTO	3	3	0	0	0	0
	WHITE CONE	5	1	4	0	0	0
	WHITE MOUNTAIN LAKE	7	3	0	2	0	2
	WHITECONE	4	1	2	0	0	1
	WHITERIVER	214	86	94	19	0	15
	WINSLOW	229	154	7	66	1	1
	WOODRUFF	5	2	0	3	0	0
	UNKNOWN	87	39	46	2	0	0
<b>PIMA</b>	<b>TOTAL</b>	<b>11,866</b>	<b>4,447</b>	<b>85</b>	<b>6,573</b>	<b>449</b>	<b>312</b>
	AJO	43	27	1	11	1	3
	AMADO	1	1	0	0	0	0
	ARIVACA	10	6	0	4	0	0
	CATALINA	20	9	0	9	2	0
	CORONA DE TUCSON	4	0	0	4	0	0
	CORTARO	2	1	0	1	0	0
	GREEN VALLEY	34	14	0	19	0	1
	LUKEVILLE	3	0	0	1	2	0
	MARANA	159	60	0	93	4	2
	MOUNT LEMMON	1	0	0	0	0	1
	ORO VALLEY	85	8	0	76	0	1
	PISINEMO	2	2	0	0	0	0
	RILLITO	1	1	0	0	0	0
	SAHUARITA	101	29	0	61	9	2
	SASABE	1	1	0	0	0	0
	SELLS	138	92	22	15	5	4
	SOUTH TUCSON	2	1	0	1	0	0
	THREE POINTS	1	0	0	1	0	0
	TOPAWA	4	1	2	1	0	0
	TUCSON	11,170	4,171	59	6,219	424	297
	VAIL	55	10	0	43	2	0
	WHY	7	5	0	1	0	1
	UNKNOWN	22	8	1	13	0	0
<b>PINAL</b>	<b>TOTAL</b>	<b>2,401</b>	<b>1,169</b>	<b>21</b>	<b>1,101</b>	<b>35</b>	<b>75</b>
	APACHE JUNCTION	497	183	0	286	14	14
	ARIZONA CITY	54	13	0	37	2	2
	BAPCHULE	50	26	3	17	1	3
	BLACKWATER	1	1	0	0	0	0
	CASA GRANDE	663	356	1	274	9	23
	COOLIDGE	211	120	1	83	1	6
	DUDLEYVILLE	7	1	0	5	0	1
	ELOY	211	149	0	59	0	3
	FLORENCE	82	24	0	54	2	2
	KEARNY	32	9	0	22	0	1
	MAMMOTH	57	31	0	23	0	3
	MARICOPA	121	65	1	52	1	2
	ORACLE	55	21	0	33	1	0
	PICACHO	16	14	0	2	0	0
	QUEEN VALLEY	1	0	0	1	0	0
	RED ROCK	5	2	0	1	1	1
	SACATON	114	58	12	42	0	2
	SAN MANUEL	73	26	0	46	1	0
	STANFIELD	46	32	2	8	0	4
	SUPERIOR	50	24	1	19	1	5
	TOLTEC	6	4	0	2	0	0
	VALLEY FARMS	5	1	0	3	0	1
	UNKNOWN	44	9	0	32	1	2

**PAYEE FOR BIRTHS BY COMMUNITY, ARIZONA, 1999**

COUNTY	COMMUNITY	TOTAL	Payee for Birth				
			AHCCCS	IHS	Private Insurance	Self	Unknown
<b>SANTA CRUZ</b>	<b>TOTAL</b>	<b>754</b>	<b>332</b>	<b>1</b>	<b>285</b>	<b>134</b>	<b>2</b>
	AMADO	21	11	0	9	0	1
	ELGIN	3	0	0	2	1	0
	NOGALES	470	231	1	137	100	1
	PATAGONIA	13	7	0	6	0	0
	RIO RICO	228	78	0	118	32	0
	SONOITA	8	0	0	8	0	0
	TUBAC	5	2	0	3	0	0
	TUMACACORI	6	3	0	2	1	0
<b>YAVAPAI</b>	<b>TOTAL</b>	<b>1,627</b>	<b>871</b>	<b>1</b>	<b>622</b>	<b>105</b>	<b>28</b>
	ASH FORK	28	22	0	5	1	0
	BAGDAD	20	6	0	11	1	2
	BLACK CANYON CITY	27	16	0	7	4	0
	CAMP VERDE	128	77	0	43	8	0
	CHINO VALLEY	120	60	0	47	8	5
	CLARKDALE	37	20	0	14	3	0
	CONGRESS	10	8	0	2	0	0
	CORDES JUNCTION	1	1	0	0	0	0
	CORNVILLE	33	11	0	16	6	0
	COTTONWOOD	242	139	0	85	17	1
	DEWEY	44	24	0	18	1	1
	HUMBOLDT	10	7	0	3	0	0
	JEROME	2	0	0	2	0	0
	KIRKLAND	8	6	0	2	0	0
	LAKE MONTEZUMA	15	5	0	9	0	1
	MAYER	44	28	0	12	3	1
	PAULDEN	29	20	0	8	0	1
	PRESCOTT	341	167	0	140	23	11
	PRESCOTT VALLEY	369	199	0	147	19	4
	RIMROCK	20	13	0	6	1	0
	SEDONA	6	2	0	3	1	0
	SELIGMAN	10	5	1	4	0	0
	SKULL VALLEY	3	1	0	1	1	0
	WILHOIT	2	1	0	0	1	0
	YARNELL	8	6	0	1	1	0
	UNKNOWN	70	27	0	36	6	1
	<b>YUMA</b>	<b>TOTAL</b>	<b>2,841</b>	<b>1,484</b>	<b>4</b>	<b>1,071</b>	<b>276</b>
DATELAND		17	11	0	5	1	0
GADSDEN		26	17	0	4	5	0
ROLL		24	16	0	7	1	0
SAN LUIS		389	266	0	61	61	1
SOMERTON		275	182	0	64	28	1
TACNA		5	2	0	2	1	0
WELLTON		44	33	0	11	0	0
YUMA		2,061	957	4	917	179	4
<b>LA PAZ</b>	<b>TOTAL</b>	<b>135</b>	<b>82</b>	<b>2</b>	<b>43</b>	<b>5</b>	<b>3</b>
	BOUSE	3	2	0	0	1	0
	EHRENBERG	7	6	0	1	0	0
	PARKER	95	57	2	33	0	3
	POSTON	8	7	0	1	0	0
	QUARTZSITE	4	1	0	3	0	0
	SALOME	10	3	0	4	3	0
	WENDEN	7	5	0	1	1	0
	UNKNOWN	1	1	0	0	0	0





# 4.

## NUMBER OF DEATHS BY AGE GROUP AND COMMUNITY



**NUMBER OF DEATHS BY AGE GROUP AND COMMUNITY, ARIZONA, 1999**

COUNTY	COMMUNITY	TOTAL	Age group						
			<1	1-14	15-19	20-44	45-64	65+	Unknown
APACHE	<b>TOTAL</b>	<b>436</b>	<b>11</b>	<b>7</b>	<b>5</b>	<b>92</b>	<b>85</b>	<b>236</b>	<b>0</b>
	ALPINE	6	0	0	0	0	2	4	0
	BLUE CANYON	2	0	0	0	0	1	1	0
	CHAMBERS	3	0	0	0	0	0	3	0
	CHINLE	50	3	1	0	18	10	18	0
	CONCHO	23	0	0	0	3	7	13	0
	CORNFIELDS	2	0	0	0	0	0	2	0
	COVE	2	0	0	0	0	1	1	0
	CROSS CANYON	3	0	0	0	0	0	3	0
	DENNEHOTSO	6	0	1	0	1	2	2	0
	EAGAR	16	0	1	1	0	1	13	0
	FORT DEFIANCE	33	0	0	0	6	11	16	0
	GANADO	30	1	1	0	7	4	17	0
	GREASEWOOD	1	0	0	0	0	0	1	0
	GREER	2	0	0	0	0	0	2	0
	HOUCK	15	0	0	0	4	4	7	0
	HUNTER'S POINT	3	0	0	0	1	2	0	0
	KINLICHEE	2	0	0	0	0	0	2	0
	KLGETOH	8	0	0	1	1	1	5	0
	LUKACHUKAI	26	0	0	0	12	2	12	0
	LUPTON	6	0	0	0	2	0	4	0
	MANY FARMS	10	1	0	0	0	3	6	0
	MCNARY	3	0	0	0	2	0	1	0
	NAVAJO STATION	1	0	0	0	1	0	0	0
	NAZLINI	5	0	0	0	2	0	3	0
	NUTRIOSO	1	0	0	0	0	0	1	0
	OAK SPRINGS	2	0	0	0	0	1	1	0
	PINON	3	0	0	0	1	2	0	0
	RED MESA	2	0	0	0	1	0	1	0
	RED VALLEY	6	1	0	0	0	1	4	0
	ROCK POINT	7	0	1	0	1	1	4	0
	ROUGH ROCK	6	0	0	0	3	2	1	0
	ROUND ROCK	4	0	0	0	0	1	3	0
SAINT JOHNS	25	0	1	0	1	6	17	0	
SAINT MICHAELS	13	0	1	0	6	2	4	0	
SANDERS	9	0	0	2	1	3	3	0	
SAWMILL	7	1	0	1	0	1	4	0	
SPRINGERVILLE	16	0	0	0	0	5	11	0	
STEAMBOAT	6	0	0	0	2	2	2	0	
SWEETWATER	3	0	0	0	0	0	3	0	
TEC NEZ IAH	1	0	0	0	0	0	1	0	
TEEC NOS POS	12	0	0	0	1	1	10	0	
TOYEI	1	0	0	0	0	1	0	0	
TSAILE	6	1	0	0	3	0	2	0	
TSAILEE	1	0	0	0	0	0	1	0	
VERNON	4	0	0	0	0	0	4	0	
WIDE RUINS	3	0	0	0	1	0	2	0	
WINDOW ROCK	23	3	0	0	6	3	11	0	
UNKNOWN	17	0	0	0	5	2	10	0	
COCHISE	<b>TOTAL</b>	<b>1,005</b>	<b>12</b>	<b>5</b>	<b>5</b>	<b>55</b>	<b>179</b>	<b>747</b>	<b>2</b>
	BENSON	89	0	2	0	5	16	66	0
	BISBEE	99	2	0	1	6	16	73	1
	BOWIE	3	0	0	0	0	1	2	0
	COCHISE	15	0	0	0	0	3	12	0
	DOUGLAS	169	1	2	1	12	25	128	0
	DRAGOON	1	0	0	0	0	0	1	0
	ELFRIDA	15	1	0	1	0	3	10	0
	FORT HUACHUCA	2	2	0	0	0	0	0	0
	HEREFORD	42	0	0	0	3	9	30	0
	HUACHUCA CITY	39	1	1	0	0	6	31	0
	MCNEAL	15	0	0	0	2	4	9	0
	NACO	3	0	0	0	0	1	2	0
	PALOMINAS	4	0	0	0	1	0	2	1
	PEARCE	26	1	0	0	0	3	22	0
	PIRTLEVILLE	12	0	0	0	1	2	9	0
	POMERENGE	6	0	0	0	1	0	5	0
PORTAL	2	0	0	0	0	0	2	0	

**NUMBER OF DEATHS BY AGE GROUP AND COMMUNITY, ARIZONA, 1999**

COUNTY	COMMUNITY	TOTAL	Age group						
			<1	1-14	15-19	20-44	45-64	65+	Unknown
	SAINT DAVID	23	0	0	0	2	5	16	0
	SAN SIMON	2	0	0	0	0	0	2	0
	SIERRA VISTA	347	3	0	2	17	64	261	0
	SUN SITES	2	0	0	0	0	0	2	0
	TOMBSTONE	19	0	0	0	0	4	15	0
	WHETSTONE	2	0	0	0	0	1	1	0
	WILLCOX	68	1	0	0	5	16	46	0
<b>COCONINO</b>	<b>TOTAL</b>	<b>486</b>	<b>4</b>	<b>5</b>	<b>7</b>	<b>67</b>	<b>120</b>	<b>283</b>	<b>0</b>
	BELLEMONT	2	0	0	0	0	2	0	0
	BITTER SPRINGS	7	0	0	0	2	1	4	0
	BLUE RIDGE RANGER ST.	2	0	0	0	0	0	2	0
	CAMERON	13	0	0	1	1	4	7	0
	CEDAR RIDGE	2	0	0	0	0	1	1	0
	COALMINE	1	0	0	0	0	0	1	0
	COPPERMINE	1	0	0	0	0	0	1	0
	FLAGSTAFF	203	2	0	1	29	51	120	0
	FOREST LAKES	2	0	0	0	0	1	1	0
	FREDONIA	8	0	0	0	0	3	5	0
	GRAND CANYON	6	0	0	0	3	3	0	0
	GRAY MOUNTAIN	4	0	1	0	0	1	2	0
	HAPPY JACK	2	0	0	0	0	0	2	0
	INSCRIPTION HOUSE	2	0	0	0	1	0	1	0
	KAIBAB IND. RES.	1	0	0	0	1	0	0	0
	KAIBETO	17	0	0	0	2	3	12	0
	LECHEE	3	0	0	0	2	0	1	0
	LEUPP	10	0	0	0	1	4	5	0
	MARBLE CANYON	1	0	0	0	0	1	0	0
	MOENCOPI	2	0	0	0	0	0	2	0
	MUNDS PARKS	12	0	0	0	1	6	5	0
	PAGE	47	1	0	0	4	12	30	0
	PARKS	4	0	0	0	1	0	3	0
	SEDONA	34	0	1	0	2	3	28	0
	SUPAI	3	0	0	0	0	1	2	0
	THE GAP	3	0	0	1	0	1	1	0
	TOLANI LAKE	2	0	0	0	1	0	1	0
	TONALEA	13	0	0	0	5	2	6	0
	TUBA CITY	45	1	3	3	9	13	16	0
	WILLIAMS	24	0	0	1	2	2	19	0
	UNKNOWN	10	0	0	0	0	5	5	0
<b>GILA</b>	<b>TOTAL</b>	<b>636</b>	<b>6</b>	<b>3</b>	<b>6</b>	<b>41</b>	<b>108</b>	<b>472</b>	<b>0</b>
	CLAYPOOL	17	0	0	0	0	3	14	0
	GLOBE	166	2	1	0	8	30	125	0
	HAYDEN	8	0	0	0	0	2	6	0
	MIAMI	41	1	1	0	3	6	30	0
	PAYSON	264	2	0	1	11	41	209	0
	PINE	30	0	0	0	0	1	29	0
	ROOSEVELT	14	0	0	0	0	3	11	0
	SAN CARLOS	44	1	1	3	15	11	13	0
	STRAWBERRY	3	0	0	0	0	2	1	0
	TONTO BASIN	24	0	0	1	1	5	17	0
	WHEATFIELDS	1	0	0	0	0	1	0	0
	WINKELMAN	6	0	0	0	0	1	5	0
	YOUNG	6	0	0	0	0	0	6	0
	UNKNOWN	12	0	0	1	3	2	6	0
<b>GRAHAM</b>	<b>TOTAL</b>	<b>290</b>	<b>3</b>	<b>4</b>	<b>4</b>	<b>15</b>	<b>39</b>	<b>225</b>	<b>0</b>
	BONITA	1	0	0	0	0	0	1	0
	BRYCE	1	0	0	0	0	0	1	0
	BYLAS	11	0	1	0	0	6	4	0
	CENTRAL	4	0	1	0	1	0	2	0
	EDEN	1	0	0	0	0	0	1	0
	FORT THOMAS	6	0	0	1	1	1	3	0
	PIMA	22	1	0	0	2	3	16	0
	SAFFORD	192	2	2	3	7	25	153	0
	SOLOMON	3	0	0	0	0	0	3	0
	THATCHER	46	0	0	0	3	4	39	0
	UNKNOWN	3	0	0	0	1	0	2	0

**NUMBER OF DEATHS BY AGE GROUP AND COMMUNITY, ARIZONA, 1999**

COUNTY	COMMUNITY	TOTAL	Age group						
			<1	1-14	15-19	20-44	45-64	65+	Unknown
<b>GREENLEE</b>	<b>TOTAL</b>	<b>67</b>	<b>1</b>	<b>1</b>	<b>1</b>	<b>2</b>	<b>18</b>	<b>44</b>	<b>0</b>
	BLUE	1	0	0	0	0	0	1	0
	CLIFTON	20	0	0	0	1	2	17	0
	DUNCAN	30	1	0	1	0	10	18	0
	FRANKLIN	2	0	0	0	0	2	0	0
	LOMA LINDA	1	0	0	0	0	1	0	0
	MORENCI	6	0	1	0	1	2	2	0
	SHELDON	1	0	0	0	0	0	1	0
YORK	6	0	0	0	0	1	5	0	
<b>MARICOPA</b>	<b>TOTAL</b>	<b>22,348</b>	<b>366</b>	<b>132</b>	<b>137</b>	<b>1,664</b>	<b>3,642</b>	<b>16,393</b>	<b>14</b>
	AGUILA	8	0	0	0	0	3	5	0
	ARLINGTON	5	0	0	0	1	2	2	0
	AVONDALE	143	3	2	2	16	30	90	0
	BUCKEYE	119	4	1	0	18	35	61	0
	CAMP CREEK	2	0	0	0	0	1	1	0
	CAREFREE	31	0	0	0	0	4	27	0
	CASHION	20	0	0	0	5	4	11	0
	CAVE CREEK	87	2	1	1	3	18	62	0
	CHANDLER	707	19	6	5	68	131	478	0
	CHANDLER HEIGHTS	3	0	0	0	0	1	2	0
	CIRCLE CITY	8	0	0	0	1	1	6	0
	EL MIRAGE	48	2	0	1	12	8	25	0
	FOUNTAIN HILLS	149	2	0	0	2	32	113	0
	FORT MCDOWELL	1	0	0	0	1	0	0	0
	FT. MCDOWELL IND. RES.	6	0	0	0	3	1	2	0
	GILA BEND	21	0	0	0	1	6	14	0
	GILBERT	306	10	2	4	39	59	192	0
	GLENDALE	1,476	31	13	11	125	279	1,017	0
	GOODYEAR	70	1	1	0	5	21	42	0
	GUADALUPE	36	2	0	0	9	11	14	0
	HIGHLEY	13	0	0	0	2	4	7	0
	KAKA	1	0	0	0	0	1	0	0
	KOMATKE	2	0	0	0	2	0	0	0
	LAVEEN	60	2	1	0	11	21	25	0
	LITCHFIELD PARK	51	0	0	1	1	9	40	0
	MESA	3,485	57	17	15	192	454	2,748	2
	MORRISTOWN	13	0	0	0	0	0	13	0
	NEW RIVER	14	1	0	0	2	7	4	0
	PARADISE VALLEY	99	1	1	0	7	13	77	0
	PEORIA	998	9	3	2	45	115	824	0
	PHOENIX	8,613	194	71	81	862	1,754	5,641	10
RIO VERDE	21	0	0	0	0	0	21	0	
SALT RIVER IND. RES.	38	2	1	0	6	13	16	0	
SCOTTSDALE	1,838	8	5	5	87	250	1,482	1	
SEVEN SPRINGS	1	0	0	0	1	0	0	0	
SUN CITY	2,140	0	0	0	9	91	2,040	0	
SUN LAKES	218	0	0	0	0	16	202	0	
SURPRISE	187	3	1	1	10	25	146	1	
TEMPE	817	8	5	5	86	141	572	0	
TOLLESON	54	1	0	1	6	13	33	0	
TONOPAH	14	1	0	0	1	2	10	0	
WADDELL	20	0	0	0	4	4	12	0	
WICKENBURG	133	1	0	0	6	20	106	0	
WITTMANN	27	0	0	1	3	11	12	0	
YOUNGTOWN	106	0	0	0	2	9	95	0	
UNKNOWN	139	2	1	1	10	22	103	0	
<b>MOHAVE</b>	<b>TOTAL</b>	<b>1,752</b>	<b>14</b>	<b>8</b>	<b>14</b>	<b>62</b>	<b>329</b>	<b>1,323</b>	<b>2</b>
	BEAVER DAM	8	0	0	0	0	1	7	0
	BULLHEAD CITY	424	4	4	4	11	91	308	2
	CHLORIDE	7	0	0	0	1	2	4	0
	COLORADO CITY	3	1	1	1	0	0	0	0
	DOLAN SPRINGS	58	0	0	1	0	8	49	0
	FORT MOHAVE	58	2	0	1	2	18	35	0
	GOLDEN SHORES	6	0	0	0	0	1	5	0
	GOLDEN VALLEY	67	0	0	0	3	21	43	0
	GRASSHOPPER JUNCTION	1	0	0	0	0	0	1	0
	KAIBAB IND. RES.	1	0	0	0	1	0	0	0

**NUMBER OF DEATHS BY AGE GROUP AND COMMUNITY, ARIZONA, 1999**

COUNTY	COMMUNITY	TOTAL	Age group						
			<1	1-14	15-19	20-44	45-64	65+	Unknown
	KINGMAN	490	4	1	7	21	87	370	0
	LAKE HAVASU CITY	519	2	1	0	14	73	429	0
	LITTLEFIELD	2	1	0	0	0	0	1	0
	MEADVIEW	18	0	0	0	2	4	12	0
	MOCCASIN	1	0	1	0	0	0	0	0
	MOHAVE VALLEY	51	0	0	0	5	13	33	0
	OATMAN	5	0	0	0	0	1	4	0
	PEACH SPRINGS	9	0	0	0	2	4	3	0
	TOPOCK	14	0	0	0	0	2	12	0
	TRUXTON	1	0	0	0	0	0	1	0
	WHITEHILL SPRINGS	2	0	0	0	0	1	1	0
	WIKIEUP	3	0	0	0	0	2	1	0
	YUCCA	3	0	0	0	0	0	3	0
	UNKNOWN	1	0	0	0	0	0	1	0
<b>NAVAJO</b>	<b>TOTAL</b>	<b>682</b>	<b>15</b>	<b>13</b>	<b>14</b>	<b>80</b>	<b>144</b>	<b>416</b>	<b>0</b>
	BACAVI	3	0	0	0	0	0	3	0
	BIG MOUNTAIN	1	0	0	0	0	0	1	0
	BIRD SPRINGS	1	1	0	0	0	0	0	0
	BLACK MESA	4	0	0	0	0	0	4	0
	BLUE GAP	1	0	0	0	0	0	1	0
	BURTN Corn	1	0	0	0	0	1	0	0
	CASTLE BUTTE	1	0	0	0	0	0	1	0
	CHILCHINBETO	3	0	0	0	1	0	2	0
	CLAY SPRINGS	4	0	0	0	0	1	3	0
	DEER SPRINGS	1	0	0	0	1	0	0	0
	DILCON	6	0	0	0	1	0	5	0
	DILKON	4	0	0	0	2	1	1	0
	EAST FORK	4	0	0	0	0	4	0	0
	HANO	1	0	0	0	0	0	1	0
	HARD ROCKS	3	0	0	0	0	2	1	0
	HEBER	9	0	0	0	0	3	6	0
	HOLBROOK	50	1	0	1	6	15	27	0
	HOPI IND. RES. / NOS	1	0	0	0	0	0	1	0
	HOTEVILLA	8	0	0	0	3	4	1	0
	INDIAN WELLS	9	1	0	0	0	2	6	0
	JEDITO	10	0	1	0	4	3	2	0
	JOSEPH CITY	4	0	0	0	1	2	1	0
	KAYENTA	29	1	4	3	2	7	12	0
	KEAMS CANYON	5	0	0	0	2	1	2	0
	KYKOTSMOVI	12	0	0	2	1	0	9	0
	LOW MOUNTAIN	2	0	0	0	1	0	1	0
	MISHONGNOVI	2	0	0	0	0	1	1	0
	OLD ORAIBI	1	0	0	0	0	0	1	0
	ORAIBI	1	0	0	0	0	1	0	0
	OVERGAARD	26	1	1	0	1	4	19	0
	PINEDALE	2	0	0	0	0	1	1	0
	PINETOP	30	0	0	0	2	2	26	0
	POLACCA	13	0	0	1	1	4	7	0
	SEBA DAIKAL	2	0	1	0	0	0	1	0
	SECOND MESA	11	0	0	0	1	1	9	0
	SEVEN MILE	1	0	0	0	0	0	1	0
	SHONTO	3	0	0	0	0	2	1	0
	SHOW LOW	90	3	0	1	6	13	67	0
	SHUMWAY	1	0	0	0	0	1	0	0
	SHUNGOPOVI	2	0	0	0	1	0	1	0
	SICHOMOVI	2	0	0	0	1	0	1	0
	SMOKE SIGNAL	4	0	0	0	0	2	2	0
	SNOWFLAKE	37	0	1	1	3	7	25	0
	SUN VALLEY	1	0	0	0	0	0	1	0
	TAYLOR	16	0	0	1	2	1	12	0
	TEESTO	7	0	0	0	1	2	4	0
	WHIPPOORWILL	5	0	0	0	0	1	4	0
	WHITE CONE	2	0	0	0	0	0	2	0
	WHITE MOUNTAIN LAKE	6	0	0	1	0	2	3	0
	WHITERIVER	41	2	2	2	11	12	12	0
	WINSLOW	100	3	2	1	8	19	67	0
	UNKNOWN	99	2	1	0	17	22	57	0


**NUMBER OF DEATHS BY AGE GROUP AND COMMUNITY, ARIZONA, 1999**

COUNTY	COMMUNITY	TOTAL	Age group						Unknown
			<1	1-14	15-19	20-44	45-64	65+	
<b>PIMA</b>	<b>TOTAL</b>	<b>7,229</b>	<b>64</b>	<b>33</b>	<b>41</b>	<b>486</b>	<b>1,187</b>	<b>5,412</b>	<b>6</b>
	AJO	64	0	0	1	7	7	48	1
	ARIVACA	8	0	0	0	0	3	5	0
	AURA VALLEY	1	0	0	0	0	0	1	0
	CATALINA	20	0	0	0	1	3	16	0
	CORONA DE TUCSON	3	0	0	0	1	1	1	0
	GREEN VALLEY	484	0	0	0	3	18	463	0
	HELVETIA	1	0	0	0	0	0	1	0
	LUKEVILLE	1	0	0	0	0	0	0	1
	MARANA	83	0	0	0	6	11	66	0
	ORO VALLEY	150	3	0	1	6	20	120	0
	QUEEN'S WELL	1	0	0	1	0	0	0	0
	RILLITO	3	0	0	0	0	0	3	0
	SAHUARITA	39	0	0	0	6	9	24	0
	SAN XAVIER	15	0	0	0	2	5	8	0
	SANTA ROSA	1	0	0	0	0	1	0	0
	SASABE	1	0	0	0	0	0	1	0
	SELLS	79	1	4	0	23	27	24	0
	SOUTH TUCSON	44	1	0	0	3	16	24	0
	THREE POINTS	1	0	0	0	0	0	1	0
	TOPAWA	1	0	1	0	0	0	0	0
TUCSON	6,178	57	27	38	422	1,053	4,577	4	
VAIL	23	1	0	0	2	7	13	0	
WHY	7	0	0	0	0	1	6	0	
UNKNOWN	21	1	1	0	4	5	10	0	
<b>PINAL</b>	<b>TOTAL</b>	<b>1,426</b>	<b>18</b>	<b>9</b>	<b>14</b>	<b>114</b>	<b>319</b>	<b>950</b>	<b>2</b>
	AKCHIN	5	0	0	1	1	2	1	0
	APACHE JUNCTION	441	3	3	0	18	94	323	0
	ARIZONA CITY	32	1	0	0	3	7	21	0
	BAPCHULE	8	1	0	0	1	2	4	0
	BLACKWATER	11	0	0	0	1	2	8	0
	CASA BLANCA	12	0	0	0	4	5	3	0
	CASA GRANDE	278	5	2	2	17	50	201	1
	CHUICHU	3	0	0	0	1	0	2	0
	COOLIDGE	84	3	0	1	7	23	50	0
	DUDLEYVILLE	12	0	0	0	2	2	8	0
	ELEVEN MILE CORNER	1	0	0	0	0	0	1	0
	ELOY	59	0	1	3	9	16	30	0
	FLORENCE	102	2	1	1	14	23	60	1
	FLORENCE JUNCTION	1	0	0	0	0	1	0	0
	GILA RIVER IND. RES.	3	1	0	0	0	0	2	0
	JACKRABBIT	1	0	0	0	0	0	1	0
	KEARNY	27	0	0	0	0	4	23	0
	KELVIN	1	0	0	0	0	1	0	0
	LOWER SANTAN	2	0	0	0	1	1	0	0
	MAMMOTH	15	0	0	0	2	2	11	0
	MARICOPA	33	0	0	1	3	12	17	0
	NORTH KOMELIK	1	0	0	0	0	0	1	0
	ORACLE	36	0	0	1	3	11	21	0
	ORACLE JUNCTION	4	0	0	0	0	0	4	0
	PICACHO	1	0	0	0	0	0	1	0
	QUEEN CREEL	25	0	0	1	4	8	12	0
	SACATON	44	0	0	0	16	18	10	0
	SAN MANUEL	27	1	0	0	1	7	18	0
	SANTAN	3	0	0	2	1	0	0	0
	STANFIELD	14	0	2	0	0	2	10	0
	STOTONIC	4	0	0	0	1	2	1	0
	SUPERIOR	43	0	0	1	3	9	30	0
TOLTEC	2	0	0	0	0	1	1	0	
VALLEY FARMS	1	0	0	0	0	0	1	0	
WINKLEMAN	1	0	0	0	0	1	0	0	
UNKNOWN	89	1	0	0	1	13	74	0	

**NUMBER OF DEATHS BY AGE GROUP AND COMMUNITY, ARIZONA, 1999**

COUNTY	COMMUNITY	TOTAL	Age group						
			<1	1-14	15-19	20-44	45-64	65+	Unknown
<b>SANTA CRUZ</b>	<b>TOTAL</b>	<b>197</b>	<b>3</b>	<b>3</b>	<b>0</b>	<b>19</b>	<b>32</b>	<b>139</b>	<b>1</b>
	AMADO	4	0	0	0	0	2	2	0
	ELGIN	3	0	0	0	0	0	3	0
	NOGALES	124	3	2	0	9	18	92	0
	PATAGONIA	10	0	0	0	1	0	9	0
	RIO RICO	33	0	1	0	6	6	20	0
	SONOITA	6	0	0	0	0	3	3	0
	TUBAC	12	0	0	0	2	1	8	1
TUMACACORI	5	0	0	0	1	2	2	0	
<b>YAVAPAI</b>	<b>TOTAL</b>	<b>1,899</b>	<b>8</b>	<b>8</b>	<b>7</b>	<b>84</b>	<b>300</b>	<b>1,489</b>	<b>3</b>
	ASH FORK	8	0	0	0	1	3	4	0
	BAGDAD	7	0	0	0	0	3	4	0
	BLACK CANYON	10	0	0	0	0	4	6	0
	BLACK CANYON CITY	22	1	0	0	2	2	16	1
	CAMP VERDE	124	1	2	2	7	23	87	2
	CHINO VALLEY	102	2	0	1	2	23	74	0
	CLARKDALE	45	2	0	0	1	5	37	0
	CONGRESS	26	0	0	0	3	7	16	0
	CORDES JUNCTION	8	0	0	0	0	1	7	0
	CORNVILLE	25	0	0	0	3	3	19	0
	COTTONWOOD	254	0	1	2	6	32	213	0
	DEWEY	83	0	1	0	3	15	64	0
	HILLSIDE	1	0	0	0	0	1	0	0
	HUMBOLDT	12	0	0	0	0	3	9	0
	JEROME	3	0	0	0	0	1	2	0
	KIRKLAND	4	0	0	0	0	2	2	0
	LAKE MONTEZUMA	17	0	0	0	1	5	11	0
	MAYER	47	0	1	0	3	13	30	0
	MONTEZUMA LAKE	1	0	0	0	0	0	1	0
	PAULDEN	8	0	0	0	0	3	5	0
	PEEPLES VALLEY	2	0	1	0	0	0	1	0
	PRESCOTT	609	0	2	0	28	76	503	0
	PRESCOTT VALLEY	233	2	0	2	17	39	173	0
	RIMROCK	11	0	0	0	0	0	11	0
	SKULL VALLEY	7	0	0	0	0	4	3	0
	STANTON	1	0	0	0	0	0	1	0
WALKER	1	0	0	0	0	0	1	0	
WHIPPLE	1	0	0	0	0	0	1	0	
WILHOIT	9	0	0	0	1	4	4	0	
YARNELL	13	0	0	0	0	2	11	0	
UNKNOWN	205	0	0	0	6	26	173	0	
<b>YUMA</b>	<b>TOTAL</b>	<b>928</b>	<b>18</b>	<b>5</b>	<b>7</b>	<b>47</b>	<b>154</b>	<b>692</b>	<b>5</b>
	DATELAND	2	0	0	0	0	0	2	0
	GADSDEN	6	2	0	0	1	1	2	0
	HYDER	1	0	0	0	0	0	1	0
	MARTINEZ LAKE	1	0	0	0	0	0	1	0
	ROLL	5	0	0	0	1	2	2	0
	SAN LUIS	25	2	1	0	1	7	13	1
	SOMERTON	41	0	0	0	3	13	25	0
	TACNA	1	0	0	0	0	1	0	0
	WELLTON	24	0	0	0	1	3	20	0
	YUMA	821	14	4	7	40	127	625	4
UNKNOWN	1	0	0	0	0	0	1	0	
<b>LA PAZ</b>	<b>TOTAL</b>	<b>165</b>	<b>3</b>	<b>0</b>	<b>0</b>	<b>12</b>	<b>33</b>	<b>117</b>	<b>0</b>
	BOUSE	7	0	0	0	0	1	6	0
	CIBOLA	2	0	0	0	0	0	2	0
	EHRENBERG	7	0	0	0	0	2	5	0
	PARKER	88	3	0	0	11	20	54	0
	POSTON	4	0	0	0	0	2	2	0
	QUARTZSITE	35	0	0	0	0	3	32	0
	SALOME	17	0	0	0	0	3	14	0
UNKNOWN	5	0	0	0	1	2	2	0	





**5.**

**DEATHS FROM CAUSES  
SELECTED AS INDICATORS  
FOR ASSESSING COMMUNITY  
HEALTH STATUS AND  
MONITORING PROGRESS  
TOWARD YEAR 2000  
OBJECTIVES**



**NUMBER OF DEATHS FROM SELECTED CAUSES BY COMMUNITY,\* ARIZONA, 1999**

COUNTY	COMMUNITY	ALL CAUSES	Cardio-vascular Disease	Motor Vehicle - Related	Lung Cancer	Female Breast Cancer	Homicide	Suicide	Work-related injury**
<b>APACHE</b>	<b>TOTAL</b>	<b>436</b>	<b>93</b>	<b>47</b>	<b>12</b>	<b>4</b>	<b>7</b>	<b>17</b>	<b>0</b>
	ALPINE	6	2	0	1	0	0	0	0
	BLUE CANYON	2	1	0	0	0	0	0	0
	CHAMBERS	3	3	0	0	0	0	0	0
	CHINLE	50	6	9	0	0	2	6	0
	CONCHO	23	6	0	4	0	0	1	0
	CORNFIELDS	2	1	0	0	0	0	0	0
	COVE	2	1	0	0	0	0	0	0
	CROSS CANYON	3	2	0	0	0	0	0	0
	DENNEHOTSO	6	1	1	0	0	0	0	0
	EAGAR	16	5	0	1	1	0	1	0
	FORT DEFIANCE	33	4	3	1	0	0	0	0
	GANADO	30	7	0	0	1	1	2	0
	GREASEWOOD	1	0	0	0	0	0	0	0
	GREER	2	1	0	0	0	0	0	0
	HOUCK	15	4	1	0	0	0	1	0
	HUNTER'S POINT	3	0	0	0	0	0	0	0
	KINLICHEE	2	0	0	0	0	0	0	0
	KLAGETOH	8	1	0	0	0	0	0	0
	LUKACHUKAI	26	4	7	0	0	1	1	0
	LUPTON	6	2	2	0	0	0	0	0
	MANY FARMS	10	3	1	0	0	0	0	0
	MCNARY	3	0	2	0	0	0	0	0
	NAVAJO STATION	1	0	0	0	0	0	0	0
	NAZLINI	5	1	1	0	0	0	0	0
	NUTRIOSO	1	1	0	0	0	0	0	0
	OAK SPRINGS	2	1	0	0	0	0	0	0
	PINON	3	0	0	0	0	0	1	0
	RED MESA	2	0	0	0	0	0	0	0
	RED VALLEY	6	2	0	0	0	0	0	0
	ROCK POINT	7	1	0	0	0	0	0	0
	ROUGH ROCK	6	0	2	1	0	1	0	0
	ROUND ROCK	4	1	0	0	0	0	0	0
	SAINT JOHNS	25	8	2	1	1	0	1	0
	SAINT MICHAELS	13	1	1	0	0	0	0	0
	SANDERS	9	0	3	0	0	0	1	0
	SAWMILL	7	1	0	0	0	0	1	0
	SPRINGERVILLE	16	6	1	3	0	0	0	0
	STEAMBOAT	6	3	0	0	0	1	0	0
	SWEETWATER	3	0	0	0	0	0	0	0
	TEC NEZ IAH	1	0	0	0	0	0	0	0
	TEEC NOS POS	12	2	0	0	0	0	0	0
	TOYEI	1	0	0	0	0	0	0	0
TSAILE	6	1	3	0	0	0	0	0	
TSAILEE	1	0	0	0	0	0	0	0	
VERNON	4	3	0	0	0	0	0	0	
WIDE RUINS	3	1	1	0	0	0	0	0	
WINDOW ROCK	23	3	5	0	1	0	1	0	
UNKNOWN	17	3	2	0	0	1	0	0	
<b>COCHISE</b>	<b>TOTAL</b>	<b>1,005</b>	<b>361</b>	<b>24</b>	<b>58</b>	<b>16</b>	<b>3</b>	<b>20</b>	<b>1</b>
	BENSON	89	28	4	6	1	0	5	0
	BISBEE	99	39	1	7	1	0	4	0
	BOWIE	3	1	0	0	0	0	0	0
	COCHISE	15	5	0	2	0	0	0	0
	DOUGLAS	169	69	3	8	3	0	5	0
	DRAGOON	1	1	0	0	0	0	0	0
	ELFRIDA	15	5	2	0	0	1	0	0
	FORT HUACHUCA	2	0	0	0	0	0	0	0
	HEREFORD	42	21	1	2	0	0	0	1
	HUACHUCA CITY	39	21	1	2	1	0	0	0
	MCNEAL	15	4	1	0	0	0	1	0
	NACO	3	0	0	0	0	0	0	0
	PALOMINAS	4	0	0	1	0	0	0	0
	PEARCE	26	9	1	1	1	0	0	0
	PIRTLEVILLE	12	4	1	0	0	0	0	0
	POMERENCE	6	3	0	0	0	0	0	0

**NUMBER OF DEATHS FROM SELECTED CAUSES BY COMMUNITY,\* ARIZONA, 1999**

COUNTY	COMMUNITY	ALL CAUSES	Cardio-vascular Disease	Motor Vehicle - Related	Lung Cancer	Female Breast Cancer	Homicide	Suicide	Work-related injury**
	PORTAL	2	1	0	0	0	0	0	0
	SAINT DAVID	23	6	2	1	0	0	0	0
	SAN SIMON	2	1	0	0	0	0	0	0
	SIERRA VISTA	347	110	5	24	8	0	3	0
	SUN SITES	2	1	0	0	0	0	0	0
	TOMBSTONE	19	8	0	2	1	1	0	0
	WHETSTONE	2	0	1	0	0	0	0	0
	WILLCOX	68	24	1	2	0	1	2	0
<b>COCONINO</b>	<b>TOTAL</b>	<b>486</b>	<b>149</b>	<b>27</b>	<b>16</b>	<b>6</b>	<b>12</b>	<b>19</b>	<b>1</b>
	BELLEMONT	2	0	0	0	0	2	0	0
	BITTER SPRINGS	7	4	2	0	0	0	0	0
	BLUE RIDGE RANGER ST.	2	0	0	0	0	0	0	0
	CAMERON	13	1	1	0	0	1	0	0
	CEDAR RIDGE	2	0	0	0	0	0	0	0
	COALMINE	1	1	0	0	0	0	0	0
	COPPERMINE	1	0	0	0	0	0	0	0
	FLAGSTAFF	203	61	9	10	3	4	13	0
	FOREST LAKES	2	0	0	0	0	0	0	0
	FREDONIA	8	3	0	0	0	0	0	0
	GRAND CANYON	6	1	0	0	0	0	1	0
	GRAY MOUNTAIN	4	2	1	0	0	0	0	0
	HAPPY JACK	2	2	0	0	0	0	0	0
	INSCRIPTION HOUSE	2	0	1	0	0	0	0	0
	KAIBAB IND. RES.	1	0	0	0	0	0	0	0
	KAIBETO	17	5	0	0	0	1	0	0
	LECHEE	3	1	1	0	0	1	0	0
	LEUPP	10	3	1	0	0	1	1	0
	MARBLE CANYON	1	0	0	0	0	0	0	0
	MOENCOPI	2	1	0	0	0	0	0	0
	MUNDS PARKS	12	5	0	1	0	0	1	0
	PAGE	47	17	1	2	2	0	1	1
	PARKS	4	2	0	0	0	0	0	0
	SEDONA	34	13	0	2	0	0	0	0
	SUPAI	3	1	0	0	0	0	0	0
	THE GAP	3	1	1	0	0	0	0	0
	TOLANI LAKE	2	0	1	0	0	0	0	0
	TONALEA	13	3	0	0	0	0	0	0
	TUBA CITY	45	8	5	1	1	2	1	0
	WILLIAMS	24	9	2	0	0	0	1	0
	UNKNOWN	10	5	1	0	0	0	0	0
<b>GILA</b>	<b>TOTAL</b>	<b>636</b>	<b>213</b>	<b>17</b>	<b>46</b>	<b>12</b>	<b>3</b>	<b>12</b>	<b>0</b>
	CLAYPOOL	17	3	1	1	0	0	0	0
	GLOBE	166	60	2	11	5	0	3	0
	HAYDEN	8	1	0	1	0	0	0	0
	MIAMI	41	16	1	4	3	0	1	0
	PAYSON	264	93	3	20	3	2	4	0
	PINE	30	15	0	1	1	0	0	0
	ROOSEVELT	14	3	0	2	0	0	1	0
	SAN CARLOS	44	8	9	0	0	1	0	0
	STRAWBERRY	3	0	0	0	0	0	1	0
	TONTO BASIN	24	6	0	4	0	0	2	0
	WHEATFIELDS	1	0	0	1	0	0	0	0
	WINKELMAN	6	2	0	0	0	0	0	0
	YOUNG	6	2	0	1	0	0	0	0
	UNKNOWN	12	4	1	0	0	0	0	0
<b>GRAHAM</b>	<b>TOTAL</b>	<b>290</b>	<b>95</b>	<b>14</b>	<b>11</b>	<b>4</b>	<b>4</b>	<b>9</b>	<b>0</b>
	BONITA	1	1	0	0	0	0	0	0
	BRYCE	1	0	0	0	0	0	0	0
	BYLAS	11	5	1	1	0	0	0	0
	CENTRAL	4	2	0	0	0	0	0	0
	EDEN	1	0	0	0	0	0	0	0
	FORT THOMAS	6	0	0	0	0	0	0	0
	PIMA	22	7	1	0	1	0	2	0
	SAFFORD	192	60	8	9	1	3	5	0
	SOLOMON	3	3	0	0	0	0	0	0
	THATCHER	46	17	3	1	2	0	2	0
	UNKNOWN	3	0	1	0	0	1	0	0

**NUMBER OF DEATHS FROM SELECTED CAUSES BY COMMUNITY,\* ARIZONA, 1999**

COUNTY	COMMUNITY	ALL CAUSES	Cardio-vascular Disease	Motor Vehicle - Related	Lung Cancer	Female Breast Cancer	Homicide	Suicide	Work-related injury**
<b>GREENLEE</b>	<b>TOTAL</b>	<b>67</b>	<b>25</b>	<b>0</b>	<b>2</b>	<b>1</b>	<b>1</b>	<b>1</b>	<b>0</b>
	BLUE	1	0	0	0	0	0	0	0
	CLIFTON	20	6	0	1	1	0	0	0
	DUNCAN	30	10	0	1	0	1	1	0
	FRANKLIN	2	2	0	0	0	0	0	0
	LOMA LINDA	1	1	0	0	0	0	0	0
	MORENCI	6	2	0	0	0	0	0	0
	SHELDON	1	0	0	0	0	0	0	0
	YORK	6	4	0	0	0	0	0	0
<b>MARICOPA</b>	<b>TOTAL</b>	<b>22,348</b>	<b>7,993</b>	<b>492</b>	<b>1,452</b>	<b>391</b>	<b>282</b>	<b>379</b>	<b>14</b>
	AGUILA	8	2	1	0	0	0	0	0
	ARLINGTON	5	1	1	0	0	0	0	0
	AVONDALE	143	51	10	9	1	1	1	0
	BUCKEYE	119	34	10	3	3	3	6	0
	CAMP CREEK	2	1	0	0	0	0	0	0
	CAREFREE	31	10	0	1	0	0	0	0
	CASHION	20	6	2	0	0	2	0	0
	CAVE CREEK	87	26	1	7	2	0	2	0
	CHANDLER	707	218	18	46	17	4	10	1
	CHANDLER HEIGHTS	3	3	0	0	0	0	0	0
	CIRCLE CITY	8	4	0	0	0	0	0	0
	EL MIRAGE	48	16	4	2	1	4	0	0
	FOUNTAIN HILLS	149	56	3	15	6	0	2	0
	FORT MCDOWELL	1	0	0	0	0	0	0	0
	FT. MCDOWELL IND. RES.	6	1	0	0	0	0	1	0
	GILA BEND	21	6	2	2	2	0	0	0
	GILBERT	306	99	7	24	9	3	9	0
	GLENDALE	1,476	512	43	103	23	18	30	2
	GOODYEAR	70	18	4	5	2	0	2	0
	GUADALUPE	36	4	0	0	1	1	1	0
	HIGHLEY	13	5	2	0	0	1	0	0
	KAKA	1	0	0	0	0	0	0	0
	KOMATKE	2	0	1	0	0	0	0	0
	LAVEEN	60	24	3	3	1	1	2	0
	LITCHFIELD PARK	51	17	0	2	0	0	0	0
	MESA	3,485	1,257	65	239	70	13	56	2
	MORRISTOWN	13	3	0	0	0	0	0	0
	NEW RIVER	14	2	2	1	1	0	1	0
	PARADISE VALLEY	99	26	1	8	5	1	1	0
	PEORIA	998	410	8	74	8	9	11	0
	PHOENIX	8,613	3,058	235	511	143	199	162	9
	RIO VERDE	21	9	0	2	0	0	0	0
	SALT RIVER IND. RES.	38	6	1	3	0	2	1	0
	SCOTTSDALE	1,838	630	23	137	33	8	30	0
	SEVEN SPRINGS	1	0	0	0	0	1	0	0
SUN CITY	2,140	876	11	130	33	2	12	0	
SUN LAKES	218	90	1	16	5	0	2	0	
SURPRISE	187	63	6	17	3	5	1	0	
TEMPE	817	266	13	54	18	3	27	0	
TOLLESON	54	20	2	5	0	1	1	0	
TONOPAH	14	3	2	1	0	0	0	0	
WADDELL	20	5	1	3	0	0	0	0	
WICKENBURG	133	44	1	9	1	0	4	0	
WITTMANN	27	7	3	4	0	0	0	0	
YOUNGTOWN	106	51	1	7	0	0	1	0	
UNKNOWN	139	53	4	9	3	0	3	0	
<b>MOHAVE</b>	<b>TOTAL</b>	<b>1,752</b>	<b>633</b>	<b>29</b>	<b>174</b>	<b>23</b>	<b>14</b>	<b>37</b>	<b>1</b>
	BEAVER DAM	8	1	0	0	0	0	0	0
	BULLHEAD CITY	424	151	8	55	5	3	6	0
	CHLORIDE	7	1	0	2	0	0	0	0
	COLORADO CITY	3	1	0	0	0	0	0	0
	DOLAN SPRINGS	58	29	0	2	0	1	2	0
	FORT MOHAVE	58	19	0	11	0	0	4	0
	GOLDEN SHORES	6	2	0	0	1	0	0	0
	GOLDEN VALLEY	67	30	3	8	1	2	2	0
	GRASSHOPPER JUNCTION	1	1	0	0	0	0	0	0
	KAIBAB IND. RES.	1	0	0	0	0	0	0	0

**NUMBER OF DEATHS FROM SELECTED CAUSES BY COMMUNITY,\* ARIZONA, 1999**

COUNTY	COMMUNITY	ALL CAUSES	Cardio-vascular Disease	Motor Vehicle - Related	Lung Cancer	Female Breast Cancer	Homicide	Suicide	Work-related injury**
	KINGMAN	490	171	11	36	7	6	13	0
	LAKE HAVASU CITY	519	189	4	55	7	2	6	0
	LITTLEFIELD	2	0	0	1	0	0	0	0
	MEADVIEW	18	6	0	0	0	0	2	0
	MOCCASIN	1	0	0	0	0	0	0	0
	MOHAVE VALLEY	51	15	1	2	2	0	1	1
	OATMAN	5	3	0	1	0	0	0	0
	PEACH SPRINGS	9	2	2	0	0	0	0	0
	TOPOCK	14	8	0	1	0	0	0	0
	TRUXTON	1	1	0	0	0	0	0	0
	WHITEHILL SPRINGS	2	1	0	0	0	0	1	0
	WIKIEUP	3	0	0	0	0	0	0	0
	YUCCA	3	1	0	0	0	0	0	0
	UNKNOWN	1	1	0	0	0	0	0	0
<b>NAVAJO</b>	<b>TOTAL</b>	<b>682</b>	<b>178</b>	<b>49</b>	<b>28</b>	<b>9</b>	<b>6</b>	<b>16</b>	<b>1</b>
	BACAVI	3	1	0	0	0	0	0	0
	BIG MOUNTAIN	1	0	0	0	0	0	0	0
	BIRD SPRINGS	1	0	0	0	0	0	0	0
	BLACK MESA	4	0	0	0	0	0	0	0
	BLUE GAP	1	1	0	0	0	0	0	0
	BURTNCORN	1	0	0	0	0	0	0	0
	CASTLE BUTTE	1	1	0	0	0	0	0	0
	CHILCHINBETO	3	0	0	0	0	0	0	0
	CLAY SPRINGS	4	2	0	0	0	0	0	0
	DEER SPRINGS	1	0	0	0	0	0	0	0
	DILCON	6	1	0	0	0	0	1	0
	DILKON	4	0	2	0	0	0	0	0
	EAST FORK	4	1	0	0	0	0	0	0
	HANO	1	0	0	0	0	0	0	0
	HARD ROCKS	3	1	1	0	0	0	0	0
	HEBER	9	2	0	2	0	0	0	0
	HOLBROOK	50	17	3	4	1	1	0	0
	HOPÍ IND. RES. / NOS	1	0	0	0	0	0	0	0
	HOTEVILLA	8	0	0	0	0	0	1	0
	INDIAN WELLS	9	3	0	0	1	0	0	0
	JEDDITO	10	2	4	0	1	0	0	0
	JOSEPH CITY	4	1	2	0	0	0	0	0
	KAYENTA	29	7	5	0	0	0	0	0
	KEAMS CANYON	5	1	1	0	0	0	0	0
	KYKOTSMOVI	12	1	1	0	0	0	1	0
	LOW MOUNTAIN	2	0	1	0	0	0	0	0
	MISHONGNOVI	2	1	0	0	0	0	0	0
	OLD ORAIBI	1	0	0	0	0	0	0	0
	ORAIBI	1	0	0	0	0	0	0	0
	OVERGAARD	26	4	1	4	0	0	2	0
	PINEDALE	2	2	0	0	0	0	0	0
	PINETOP	30	5	0	1	0	1	0	0
	POLACCA	13	3	2	0	0	0	0	0
	SEBA DAIKAL	2	0	1	0	0	0	0	0
	SECOND MESA	11	3	1	0	0	1	0	0
	SEVEN MILE	1	1	0	0	0	0	0	0
	SHONTO	3	0	1	0	1	0	0	0
	SHOW LOW	90	21	4	6	4	0	0	0
	SHUMWAY	1	0	0	0	0	0	0	0
	SHUNGOPOVI	2	0	0	0	0	0	0	0
	SICHOMOVI	2	1	0	0	0	0	0	0
	SMOKE SIGNAL	4	1	0	0	0	0	0	0
	SNOWFLAKE	37	14	3	2	0	0	2	0
	SUN VALLEY	1	1	0	0	0	0	0	0
	TAYLOR	16	6	0	0	0	0	1	0
	TEESTO	7	4	0	0	0	0	0	0
	WHIPPOORWILL	5	2	0	0	0	0	0	0
	WHITE CONE	2	0	0	0	0	0	0	0
	WHITE MOUNTAIN LAKE	6	4	0	1	0	0	1	0
	WHITERIVER	41	6	2	2	0	0	2	1
	WINSLOW	100	37	3	2	0	1	3	0
	UNKNOWN	99	20	11	4	1	2	2	0

**NUMBER OF DEATHS FROM SELECTED CAUSES BY COMMUNITY,\* ARIZONA, 1999**

COUNTY	COMMUNITY	ALL CAUSES	Cardio-vascular Disease	Motor Vehicle - Related	Lung Cancer	Female Breast Cancer	Homicide	Suicide	Work-related injury**
<b>PIMA</b>	<b>TOTAL</b>	<b>7,229</b>	<b>2,593</b>	<b>131</b>	<b>463</b>	<b>112</b>	<b>61</b>	<b>157</b>	<b>0</b>
	AJO	64	19	2	5	1	0	1	0
	ARIVACA	8	2	0	1	0	0	0	0
	AURA VALLEY	1	0	0	0	0	0	0	0
	CATALINA	20	9	0	2	0	0	0	0
	CORONA DE TUCSON	3	0	2	1	0	0	0	0
	GREEN VALLEY	484	193	4	33	5	0	5	0
	HELVETIA	1	1	0	0	0	0	0	0
	LUKEVILLE	1	0	0	0	0	0	0	0
	MARANA	83	29	0	9	3	0	2	0
	ORO VALLEY	150	50	0	11	4	1	6	0
	QUEEN'S WELL	1	0	0	0	0	0	1	0
	RILLITO	3	2	0	0	0	0	0	0
	SAHUARITA	39	14	0	3	0	0	2	0
	SAN XAVIER	15	3	0	3	0	0	0	0
	SANTA ROSA	1	1	0	0	0	0	0	0
	SASABE	1	1	0	0	0	0	0	0
	SELLS	79	10	10	1	0	3	2	0
	SOUTH TUCSON	44	16	0	3	2	0	2	0
	THREE POINTS	1	1	0	0	0	0	0	0
	TOPAWA	1	0	1	0	0	0	0	0
	TUCSON	6,178	2,227	107	388	96	57	135	0
	VAIL	23	8	1	3	1	0	0	0
WHY	7	1	2	0	0	0	0	0	
UNKNOWN	21	6	2	0	0	0	1	0	
<b>PINAL</b>	<b>TOTAL</b>	<b>1,426</b>	<b>511</b>	<b>58</b>	<b>95</b>	<b>17</b>	<b>12</b>	<b>25</b>	<b>3</b>
	AKCHIN	5	1	0	0	0	0	1	0
	APACHE JUNCTION	441	174	3	29	7	1	7	0
	ARIZONA CITY	32	13	0	1	1	0	1	0
	BAPCHULE	8	2	2	0	0	0	0	0
	BLACKWATER	11	4	1	0	0	1	0	0
	CASA BLANCA	12	2	3	0	0	1	0	0
	CASA GRANDE	278	109	11	20	2	1	3	0
	CHUICHU	3	0	0	0	0	0	0	0
	COOLIDGE	84	35	3	8	0	1	1	0
	DUDLEYVILLE	12	2	0	1	0	0	1	0
	ELEVEN MILE CORNER	1	1	0	0	0	0	0	0
	ELOY	59	18	11	1	1	0	0	0
	FLORENCE	102	36	4	9	1	0	3	0
	FLORENCE JUNCTION	1	0	0	0	0	0	0	0
	GILA RIVER IND. RES.	3	0	0	0	0	0	0	0
	JACKRABBIT	1	1	0	0	0	0	0	0
	KEARNY	27	9	0	2	0	0	0	0
	KELVIN	1	0	0	0	0	0	0	0
	LOWER SANTAN	2	0	1	0	0	0	0	0
	MAMMOTH	15	3	0	0	0	0	0	1
	MARICOPA	33	7	2	3	0	3	1	1
	NORTH KOMELIK	1	0	0	0	0	0	0	0
	ORACLE	36	12	2	2	0	0	2	0
	ORACLE JUNCTION	4	2	0	2	0	0	0	0
	PICACHO	1	1	0	0	0	0	0	0
	QUEEN CREEL	25	9	3	1	2	1	0	0
	SACATON	44	7	4	0	0	3	2	1
	SAN MANUEL	27	9	0	4	0	0	0	0
	SANTAN	3	0	2	0	0	0	0	0
	STANFIELD	14	5	0	1	0	0	1	0
	STOTONIC	4	1	1	0	0	0	0	0
	SUPERIOR	43	19	5	5	0	0	0	0
	TOLTEC	2	0	0	0	0	0	0	0
VALLEY FARMS	1	0	0	0	0	0	0	0	
WINKLEMAN	1	1	0	0	0	0	0	0	
UNKNOWN	89	28	0	6	3	0	2	0	


**NUMBER OF DEATHS FROM SELECTED CAUSES BY COMMUNITY,\* ARIZONA, 1999**

COUNTY	COMMUNITY	ALL CAUSES	Cardio-vascular Disease	Motor Vehicle - Related	Lung Cancer	Female Breast Cancer	Homicide	Suicide	Work-related injury**
<b>SANTA CRUZ</b>	<b>TOTAL</b>	<b>197</b>	<b>50</b>	<b>8</b>	<b>11</b>	<b>4</b>	<b>2</b>	<b>5</b>	<b>0</b>
	AMADO	4	1	0	1	1	0	0	0
	ELGIN	3	1	0	0	0	0	0	0
	NOGALES	124	32	3	5	0	1	1	0
	PATAGONIA	10	2	1	1	0	0	1	0
	RIO RICO	33	9	3	1	3	0	2	0
	SONOITA	6	3	0	1	0	0	0	0
	TUBAC	12	2	1	1	0	1	0	0
TUMACACORI	5	0	0	1	0	0	1	0	
<b>YAVAPAI</b>	<b>TOTAL</b>	<b>1,899</b>	<b>678</b>	<b>43</b>	<b>131</b>	<b>41</b>	<b>11</b>	<b>45</b>	<b>1</b>
	ASH FORK	8	2	1	1	0	0	1	0
	BAGDAD	7	2	0	1	0	0	0	0
	BLACK CANYON	10	3	1	2	0	0	0	0
	BLACK CANYON CITY	22	4	0	4	0	0	1	0
	CAMP VERDE	124	42	11	11	3	0	8	0
	CHINO VALLEY	102	34	1	6	2	2	1	0
	CLARKDALE	45	17	1	5	1	0	0	0
	CONGRESS	26	11	1	0	0	0	1	1
	CORDES JUNCTION	8	3	0	0	0	0	0	0
	CORNVILLE	25	6	0	4	1	0	3	0
	COTTONWOOD	254	101	4	14	9	0	1	0
	DEWEY	83	27	1	10	1	1	2	0
	HILLSIDE	1	0	0	0	0	0	0	0
	HUMBOLDT	12	6	0	2	0	0	0	0
	JEROME	3	0	0	0	0	0	0	0
	KIRKLAND	4	1	1	1	0	0	0	0
	LAKE MONTEZUMA	17	3	3	2	0	0	1	0
	MAYER	47	17	1	2	0	1	2	0
	MONTEZUMA LAKE	1	0	0	0	0	0	0	0
	PAULDEN	8	1	0	3	0	0	0	0
	PEEPLER VALLEY	2	0	0	0	0	0	0	0
	PRESCOTT	609	230	11	28	16	1	7	0
	PRESCOTT VALLEY	233	87	3	19	3	3	6	0
	RIMROCK	11	5	0	1	0	0	0	0
	SKULL VALLEY	7	2	0	0	0	0	3	0
	STANTON	1	0	0	0	0	0	1	0
WALKER	1	0	0	0	0	0	0	0	
WHIPPLE	1	1	0	0	0	0	0	0	
WILHOIT	9	4	0	1	1	0	1	0	
YARNELL	13	2	0	2	0	0	0	0	
UNKNOWN	205	67	3	12	4	3	6	0	
<b>YUMA</b>	<b>TOTAL</b>	<b>928</b>	<b>343</b>	<b>24</b>	<b>79</b>	<b>18</b>	<b>7</b>	<b>16</b>	<b>0</b>
	DATELAND	2	0	0	1	0	0	0	0
	GADSDEN	6	3	0	0	0	0	1	0
	HYDER	1	1	0	0	0	0	0	0
	MARTINEZ LAKE	1	1	0	0	0	0	0	0
	ROLL	5	0	0	2	0	0	0	0
	SAN LUIS	25	9	2	1	0	2	0	0
	SOMERTON	41	14	3	2	1	0	0	0
	TACNA	1	1	0	0	0	0	0	0
	WELLTON	24	8	1	5	0	0	1	0
	YUMA	821	306	18	68	17	5	14	0
	UNKNOWN	1	0	0	0	0	0	0	0
	<b>LA PAZ</b>	<b>TOTAL</b>	<b>165</b>	<b>63</b>	<b>5</b>	<b>9</b>	<b>0</b>	<b>0</b>	<b>3</b>
BOUSE		7	3	0	0	0	0	0	0
CIBOLA		2	1	0	0	0	0	0	0
EHRENBERG		7	3	0	0	0	0	1	0
PARKER		88	29	0	6	0	0	1	0
POSTON		4	1	0	0	0	0	0	0
QUARTZSITE		35	17	1	2	0	0	0	0
SALOME		17	8	3	0	0	0	1	0
UNKNOWN	5	1	1	1	0	0	0	0	

\* Centers for Disease Control. Consensus set of health indicators for the general assessment of community health, United States. MMWR 40(27): 449-51, 1991.

\*\* Non-motor vehicle





**6.**

**NUMBER OF DEATHS  
BY RACE/ETHNIC GROUP  
AND COMMUNITY**



**NUMBER OF DEATHS BY ETHNIC GROUP AND COMMUNITY, ARIZONA, 1999**

COUNTY	COMMUNITY	TOTAL	Race/Ethnicity					Other/ Unknown
			Non-Hispanic white	Hispanic	Black	American Indian	Asian	
<b>APACHE</b>	<b>TOTAL</b>	<b>436</b>	<b>90</b>	<b>10</b>	<b>0</b>	<b>332</b>	<b>0</b>	<b>4</b>
	ALPINE	6	6	0	0	0	0	0
	BLUE CANYON	2	0	0	0	2	0	0
	CHAMBERS	3	0	0	0	3	0	0
	CHINLE	50	3	0	0	47	0	0
	CONCHO	23	20	2	0	1	0	0
	CORNFIELDS	2	0	0	0	2	0	0
	COVE	2	0	0	0	2	0	0
	CROSS CANYON	3	0	0	0	3	0	0
	DENNEHOTSO	6	1	0	0	5	0	0
	EAGAR	16	15	1	0	0	0	0
	FORT DEFIANCE	33	3	0	0	30	0	0
	GANADO	30	0	0	0	30	0	0
	GREASEWOOD	1	0	0	0	1	0	0
	GREER	2	2	0	0	0	0	0
	HOUCK	15	1	0	0	14	0	0
	HUNTER'S POINT	3	0	0	0	3	0	0
	KINLICHEE	2	0	0	0	2	0	0
	KLGETOH	8	0	0	0	8	0	0
	LUKACHUKAI	26	0	0	0	26	0	0
	LUPTON	6	0	0	0	6	0	0
	MANY FARMS	10	0	0	0	10	0	0
	MCNARY	3	1	0	0	2	0	0
	NAVAJO STATION	1	0	0	0	1	0	0
	NAZLINI	5	0	0	0	5	0	0
	NUTRIOSO	1	1	0	0	0	0	0
	OAK SPRINGS	2	0	0	0	2	0	0
	PINON	3	0	0	0	2	0	1
	RED MESA	2	0	0	0	2	0	0
	RED VALLEY	6	0	0	0	6	0	0
	ROCK POINT	7	0	0	0	6	0	1
	ROUGH ROCK	6	0	0	0	6	0	0
	ROUND ROCK	4	0	0	0	4	0	0
	SAINT JOHNS	25	17	5	0	2	0	1
	SAINT MICHAELS	13	0	0	0	13	0	0
	SANDERS	9	1	0	0	8	0	0
	SAWMILL	7	0	0	0	7	0	0
	SPRINGERVILLE	16	14	1	0	0	0	1
	STEAMBOAT	6	0	0	0	6	0	0
	SWEETWATER	3	0	0	0	3	0	0
	TEC NEZ IAH	1	0	0	0	1	0	0
	TEEC NOS POS	12	0	0	0	12	0	0
	TOYEI	1	0	0	0	1	0	0
	TSAILE	6	0	0	0	6	0	0
	TSAILEE	1	0	0	0	1	0	0
	VERNON	4	3	1	0	0	0	0
	WIDE RUINS	3	0	0	0	3	0	0
	WINDOW ROCK	23	0	0	0	23	0	0
	UNKNOWN	17	2	0	0	15	0	0
<b>COCHISE</b>	<b>TOTAL</b>	<b>1,005</b>	<b>760</b>	<b>211</b>	<b>15</b>	<b>10</b>	<b>4</b>	<b>5</b>
	BENSON	89	81	7	0	1	0	0
	BISBEE	99	76	22	0	1	0	0
	BOWIE	3	3	0	0	0	0	0
	COCHISE	15	12	3	0	0	0	0
	DOUGLAS	169	62	107	0	0	0	0
	DRAGOON	1	1	0	0	0	0	0
	ELFRIDA	15	10	5	0	0	0	0
	FORT HUACHUCA	2	2	0	0	0	0	0
	HEREFORD	42	39	2	0	1	0	0
	HUACHUCA CITY	39	31	5	1	1	0	1
	MCNEAL	15	14	0	0	1	0	0
	NACO	3	2	1	0	0	0	0
	PALOMINAS	4	2	1	0	0	0	1
	PEARCE	26	25	0	0	1	0	0
	PIRTLEVILLE	12	3	9	0	0	0	0
	POMERENGE	6	5	1	0	0	0	0
	PORTAL	2	2	0	0	0	0	0
	SAINT DAVID	23	21	2	0	0	0	0

**NUMBER OF DEATHS BY ETHNIC GROUP AND COMMUNITY, ARIZONA, 1999**

COUNTY	COMMUNITY	TOTAL	Race/Ethnicity					
			Non-Hispanic white	Hispanic	Black	American Indian	Asian	Other/Unknown
	SAN SIMON	2	2	0	0	0	0	0
	SIERRA VISTA	347	295	31	14	2	4	1
	SUN SITES	2	2	0	0	0	0	0
	TOMBSTONE	19	15	3	0	0	0	1
	WHETSTONE	2	2	0	0	0	0	0
	WILLCOX	68	53	12	0	2	0	1
<b>COCONINO</b>	<b>TOTAL</b>	<b>486</b>	<b>299</b>	<b>34</b>	<b>9</b>	<b>142</b>	<b>1</b>	<b>1</b>
	BELLEMONT	2	2	0	0	0	0	0
	BITTER SPRINGS	7	3	0	0	4	0	0
	BLUE RIDGE RANGER ST.	2	2	0	0	0	0	0
	CAMERON	13	0	0	0	13	0	0
	CEDAR RIDGE	2	0	0	0	2	0	0
	COALMINE	1	0	0	0	1	0	0
	COPPERMINE	1	0	0	0	1	0	0
	FLAGSTAFF	203	151	30	8	13	1	0
	FOREST LAKES	2	2	0	0	0	0	0
	FREDONIA	8	8	0	0	0	0	0
	GRAND CANYON	6	2	2	0	1	0	1
	GRAY MOUNTAIN	4	0	0	0	4	0	0
	HAPPY JACK	2	2	0	0	0	0	0
	INSCRIPTION HOUSE	2	0	0	0	2	0	0
	KAIBAB IND. RES.	1	0	0	0	1	0	0
	KAIBETO	17	0	0	0	17	0	0
	LECHEE	3	0	0	0	3	0	0
	LEUPP	10	2	0	0	8	0	0
	MARBLE CANYON	1	0	0	0	1	0	0
	MOENCOPI	2	0	0	0	2	0	0
	MUNDS PARKS	12	12	0	0	0	0	0
	PAGE	47	41	0	0	6	0	0
	PARKS	4	4	0	0	0	0	0
	SEDONA	34	34	0	0	0	0	0
	SUPAI	3	0	0	0	3	0	0
	THE GAP	3	0	0	0	3	0	0
	TOLANI LAKE	2	0	0	0	2	0	0
	TONALEA	13	0	0	0	13	0	0
	TUBA CITY	45	3	1	0	41	0	0
	WILLIAMS	24	22	1	1	0	0	0
	UNKNOWN	10	9	0	0	1	0	0
<b>GILA</b>	<b>TOTAL</b>	<b>636</b>	<b>519</b>	<b>50</b>	<b>0</b>	<b>61</b>	<b>1</b>	<b>5</b>
	CLAYPOOL	17	15	2	0	0	0	0
	GLOBE	166	140	21	0	2	0	3
	HAYDEN	8	1	7	0	0	0	0
	MIAMI	41	25	14	0	2	0	0
	PAYSON	264	259	0	0	3	1	1
	PINE	30	30	0	0	0	0	0
	ROOSEVELT	14	14	0	0	0	0	0
	SAN CARLOS	44	0	0	0	43	0	1
	STRAWBERRY	3	3	0	0	0	0	0
	TONTO BASIN	24	24	0	0	0	0	0
	WHEATFIELDS	1	1	0	0	0	0	0
	WINKELMAN	6	0	6	0	0	0	0
	YOUNG	6	6	0	0	0	0	0
	UNKNOWN	12	1	0	0	11	0	0
<b>GRAHAM</b>	<b>TOTAL</b>	<b>290</b>	<b>220</b>	<b>51</b>	<b>4</b>	<b>15</b>	<b>0</b>	<b>0</b>
	BONITA	1	1	0	0	0	0	0
	BRYCE	1	1	0	0	0	0	0
	BYLAS	11	0	0	0	11	0	0
	CENTRAL	4	3	0	1	0	0	0
	EDEN	1	1	0	0	0	0	0
	FORT THOMAS	6	6	0	0	0	0	0
	PIMA	22	19	3	0	0	0	0
	SAFFORD	192	147	41	3	1	0	0
	SOLOMON	3	1	2	0	0	0	0
	THATCHER	46	41	5	0	0	0	0
	UNKNOWN	3	0	0	0	3	0	0

**NUMBER OF DEATHS BY ETHNIC GROUP AND COMMUNITY, ARIZONA, 1999**

COUNTY	COMMUNITY	TOTAL	Race/Ethnicity					Other/ Unknown
			Non-Hispanic white	Hispanic	Black	American Indian	Asian	
<b>GREENLEE</b>	<b>TOTAL</b>	<b>67</b>	<b>45</b>	<b>20</b>	<b>0</b>	<b>1</b>	<b>0</b>	<b>1</b>
	BLUE	1	1	0	0	0	0	0
	CLIFTON	20	8	11	0	1	0	0
	DUNCAN	30	25	4	0	0	0	1
	FRANKLIN	2	2	0	0	0	0	0
	LOMA LINDA	1	1	0	0	0	0	0
	MORENCI	6	2	4	0	0	0	0
	SHELDON	1	1	0	0	0	0	0
	YORK	6	5	1	0	0	0	0
<b>MARICOPA</b>	<b>TOTAL</b>	<b>22,348</b>	<b>19,081</b>	<b>2,026</b>	<b>696</b>	<b>304</b>	<b>146</b>	<b>95</b>
	AGUILA	8	6	2	0	0	0	0
	ARLINGTON	5	4	1	0	0	0	0
	AVONDALE	143	91	39	10	1	1	1
	BUCKEYE	119	96	16	5	0	0	2
	CAMP CREEK	2	2	0	0	0	0	0
	CAREFREE	31	31	0	0	0	0	0
	CASHION	20	5	15	0	0	0	0
	CAVE CREEK	87	80	4	1	2	0	0
	CHANDLER	707	593	70	20	9	13	2
	CHANDLER HEIGHTS	3	3	0	0	0	0	0
	CIRCLE CITY	8	8	0	0	0	0	0
	EL MIRAGE	48	17	29	1	1	0	0
	FOUNTAIN HILLS	149	144	2	2	0	1	0
	FORT MCDOWELL	1	0	0	0	1	0	0
	FT. MCDOWELL IND. RES.	6	0	0	0	6	0	0
	GILA BEND	21	10	5	2	4	0	0
	GILBERT	306	274	16	10	0	6	0
	GLENDALE	1,476	1,257	141	48	5	16	9
	GOODYEAR	70	61	4	5	0	0	0
	GUADALUPE	36	0	16	0	20	0	0
	HIGHLEY	13	13	0	0	0	0	0
	KAKA	1	0	0	0	1	0	0
	KOMATKE	2	0	0	0	2	0	0
	LAVEEN	60	19	9	0	32	0	0
	LITCHFIELD PARK	51	47	3	0	0	0	1
	MESA	3,485	3,201	188	49	22	15	10
	MORRISTOWN	13	13	0	0	0	0	0
	NEW RIVER	14	13	1	0	0	0	0
	PARADISE VALLEY	99	96	1	2	0	0	0
	PEORIA	998	919	51	15	3	5	5
	PHOENIX	8,613	6,680	1,225	486	117	67	38
	RIO VERDE	21	20	0	0	0	0	1
	SALT RIVER IND. RES.	38	12	0	1	25	0	0
	SCOTTSDALE	1,838	1,752	28	8	34	12	4
	SEVEN SPRINGS	1	0	0	0	1	0	0
	SUN CITY	2,140	2,109	9	9	2	1	10
	SUN LAKES	218	217	0	0	0	0	1
	SURPRISE	187	160	22	2	0	1	2
	TEMPE	817	697	82	16	10	8	4
	TOLLESON	54	26	27	0	0	0	1
	TONOPAH	14	12	1	1	0	0	0
	WADDELL	20	18	2	0	0	0	0
	WICKENBURG	133	130	2	1	0	0	0
	WITTMANN	27	24	3	0	0	0	0
	YOUNGTOWN	106	102	1	0	1	0	2
	UNKNOWN	139	119	11	2	5	0	2
<b>MOHAVE</b>	<b>TOTAL</b>	<b>1,752</b>	<b>1,651</b>	<b>50</b>	<b>3</b>	<b>20</b>	<b>3</b>	<b>25</b>
	BEAVER DAM	8	8	0	0	0	0	0
	BULLHEAD CITY	424	399	17	2	3	2	1
	CHLORIDE	7	7	0	0	0	0	0
	COLORADO CITY	3	3	0	0	0	0	0
	DOLAN SPRINGS	58	55	0	0	1	0	2
	FORT MOHAVE	58	55	3	0	0	0	0
	GOLDEN SHORES	6	6	0	0	0	0	0
	GOLDEN VALLEY	67	64	2	0	0	0	1
	GRASSHOPPER JUNCTION	1	1	0	0	0	0	0
	KAIBAB IND. RES.	1	0	0	0	1	0	0

## NUMBER OF DEATHS BY ETHNIC GROUP AND COMMUNITY, ARIZONA, 1999

COUNTY	COMMUNITY	TOTAL	Race/Ethnicity					Other/ Unknown
			Non-Hispanic white	Hispanic	Black	American Indian	Asian	
	KINGMAN	490	453	15	1	6	0	15
	LAKE HAVASU CITY	519	502	9	0	2	1	5
	LITTLEFIELD	2	1	1	0	0	0	0
	MEADVIEW	18	18	0	0	0	0	0
	MOCCASIN	1	1	0	0	0	0	0
	MOHAVE VALLEY	51	47	1	0	2	0	1
	OATMAN	5	5	0	0	0	0	0
	PEACH SPRINGS	9	3	1	0	5	0	0
	TOPOCK	14	13	1	0	0	0	0
	TRUXTON	1	1	0	0	0	0	0
	WHITEHILL SPRINGS	2	2	0	0	0	0	0
	WIKIEUP	3	3	0	0	0	0	0
	YUCCA	3	3	0	0	0	0	0
	UNKNOWN	1	1	0	0	0	0	0
<b>NAVAJO</b>	<b>TOTAL</b>	<b>682</b>	<b>336</b>	<b>41</b>	<b>12</b>	<b>290</b>	<b>2</b>	<b>1</b>
	BACAVI	3	0	0	0	3	0	0
	BIG MOUNTAIN	1	0	0	0	1	0	0
	BIRD SPRINGS	1	0	0	0	1	0	0
	BLACK MESA	4	0	0	0	4	0	0
	BLUE GAP	1	0	0	0	1	0	0
	BURTCORN	1	0	0	0	1	0	0
	CASTLE BUTTE	1	0	0	0	1	0	0
	CHILCHINBETO	3	0	0	0	3	0	0
	CLAY SPRINGS	4	4	0	0	0	0	0
	DEER SPRINGS	1	0	0	0	1	0	0
	DILCON	6	0	0	0	6	0	0
	DILKON	4	0	0	0	4	0	0
	EAST FORK	4	0	0	0	4	0	0
	HANO	1	0	0	0	1	0	0
	HARD ROCKS	3	0	0	0	3	0	0
	HEBER	9	9	0	0	0	0	0
	HOLBROOK	50	22	17	0	9	2	0
	HOPÍ IND. RES. / NOS	1	0	0	0	1	0	0
	HOTEVILLA	8	0	0	0	8	0	0
	INDIAN WELLS	9	0	0	0	9	0	0
	JEDDITO	10	1	0	0	9	0	0
	JOSEPH CITY	4	4	0	0	0	0	0
	KAYENTA	29	0	0	0	29	0	0
	KEAMS CANYON	5	0	0	0	5	0	0
	KYKOTSMOVI	12	0	0	0	12	0	0
	LOW MOUNTAIN	2	0	0	0	2	0	0
	MISHONGNOVI	2	0	0	0	2	0	0
	OLD ORAIBI	1	0	0	0	1	0	0
	ORAIBI	1	0	0	0	1	0	0
	OVERGAARD	26	25	1	0	0	0	0
	PINEDALE	2	2	0	0	0	0	0
	PINETOP	30	26	1	1	2	0	0
	POLACCA	13	0	0	0	13	0	0
	SEBA DAIKAL	2	0	0	0	2	0	0
	SECOND MESA	11	0	0	0	11	0	0
	SEVEN MILE	1	0	0	0	1	0	0
	SHONTO	3	0	0	0	3	0	0
	SHOW LOW	90	83	2	0	4	0	1
	SHUMWAY	1	1	0	0	0	0	0
	SHUNGOPOVI	2	0	0	0	2	0	0
	SICHOMOVI	2	0	0	0	2	0	0
	SMOKE SIGNAL	4	0	0	0	4	0	0
	SNOWFLAKE	37	36	0	0	1	0	0
	SUN VALLEY	1	1	0	0	0	0	0
	TAYLOR	16	15	0	0	1	0	0
	TEESTO	7	0	0	0	7	0	0
	WHIPPOORWILL	5	0	0	0	5	0	0
	WHITE CONE	2	0	0	0	2	0	0
	WHITE MOUNTAIN LAKE	6	6	0	0	0	0	0
	WHITERIVER	41	0	0	0	41	0	0
	WINSLOW	100	51	19	11	19	0	0
	UNKNOWN	99	50	1	0	48	0	0


## NUMBER OF DEATHS BY ETHNIC GROUP AND COMMUNITY, ARIZONA, 1999

COUNTY	COMMUNITY	TOTAL	Race/Ethnicity					Other/ Unknown
			Non-Hispanic white	Hispanic	Black	American Indian	Asian	
<b>PIMA</b>	<b>TOTAL</b>	<b>7,229</b>	<b>5,845</b>	<b>939</b>	<b>189</b>	<b>193</b>	<b>43</b>	<b>20</b>
	AJO	64	42	16	0	5	0	1
	ARIVACA	8	6	2	0	0	0	0
	AURA VALLEY	1	0	1	0	0	0	0
	CATALINA	20	18	2	0	0	0	0
	CORONA DE TUCSON	3	3	0	0	0	0	0
	GREEN VALLEY	484	479	5	0	0	0	0
	HELVETIA	1	1	0	0	0	0	0
	LUKEVILLE	1	0	0	0	0	0	1
	MARANA	83	71	9	1	2	0	0
	ORO VALLEY	150	139	7	2	1	1	0
	QUEEN'S WELL	1	0	0	0	1	0	0
	RILLITO	3	0	1	2	0	0	0
	SAHUARITA	39	30	9	0	0	0	0
	SAN XAVIER	15	5	1	0	9	0	0
	SANTA ROSA	1	0	0	0	1	0	0
	SASABE	1	1	0	0	0	0	0
	SELLS	79	0	0	0	79	0	0
	SOUTH TUCSON	44	6	28	1	9	0	0
	THREE POINTS	1	1	0	0	0	0	0
	TOPAWA	1	0	0	0	1	0	0
	TUCSON	6,178	5,008	853	183	75	41	18
	VAIL	23	22	1	0	0	0	0
	WHY	7	6	0	0	1	0	0
	UNKNOWN	21	7	4	0	9	1	0
<b>PINAL</b>	<b>TOTAL</b>	<b>1,426</b>	<b>1,071</b>	<b>186</b>	<b>32</b>	<b>124</b>	<b>4</b>	<b>9</b>
	AKCHIN	5	0	0	0	5	0	0
	APACHE JUNCTION	441	421	12	2	2	1	3
	ARIZONA CITY	32	31	0	1	0	0	0
	BAPCHULE	8	0	1	0	7	0	0
	BLACKWATER	11	0	0	0	11	0	0
	CASA BLANCA	12	3	0	1	8	0	0
	CASA GRANDE	278	215	45	11	4	2	1
	CHUICHU	3	0	0	0	3	0	0
	COOLIDGE	84	68	9	1	4	1	1
	DUDLEYVILLE	12	10	2	0	0	0	0
	ELEVEN MILE CORNER	1	1	0	0	0	0	0
	ELOY	59	17	29	9	4	0	0
	FLORENCE	102	73	17	5	5	0	2
	FLORENCE JUNCTION	1	0	0	0	1	0	0
	GILA RIVER IND. RES.	3	0	0	0	3	0	0
	JACKRABBIT	1	0	0	0	1	0	0
	KEARNY	27	15	12	0	0	0	0
	KELVIN	1	1	0	0	0	0	0
	LOWER SANTAN	2	0	0	0	2	0	0
	MAMMOTH	15	8	7	0	0	0	0
	MARICOPA	33	21	7	0	4	0	1
	NORTH KOMELIK	1	0	0	0	1	0	0
	ORACLE	36	28	7	0	1	0	0
	ORACLE JUNCTION	4	4	0	0	0	0	0
	PICACHO	1	1	0	0	0	0	0
	QUEEN CREEL	25	19	5	0	0	0	1
	SACATON	44	0	0	0	44	0	0
	SAN MANUEL	27	18	8	0	1	0	0
	SANTAN	3	0	0	0	3	0	0
	STANFIELD	14	7	4	2	1	0	0
	STOTONIC	4	0	0	0	4	0	0
	SUPERIOR	43	21	21	0	1	0	0
	TOLTEC	2	1	0	0	1	0	0
	VALLEY FARMS	1	1	0	0	0	0	0
	WINKLEMAN	1	1	0	0	0	0	0
	UNKNOWN	89	86	0	0	3	0	0

**NUMBER OF DEATHS BY ETHNIC GROUP AND COMMUNITY, ARIZONA, 1999**

COUNTY	COMMUNITY	TOTAL	Race/Ethnicity					Other/ Unknown
			Non-Hispanic white	Hispanic	Black	American Indian	Asian	
<b>SANTA CRUZ</b>	<b>TOTAL</b>	<b>197</b>	<b>47</b>	<b>142</b>	<b>1</b>	<b>3</b>	<b>0</b>	<b>4</b>
	AMADO	4	3	1	0	0	0	0
	ELGIN	3	3	0	0	0	0	0
	NOGALES	124	8	113	1	0	0	2
	PATAGONIA	10	6	3	0	0	0	1
	RIO RICO	33	11	22	0	0	0	0
	SONOITA	6	4	1	0	0	0	1
	TUBAC	12	10	1	0	1	0	0
	TUMACACORI	5	2	1	0	2	0	0
<b>YAVAPAI</b>	<b>TOTAL</b>	<b>1,899</b>	<b>1,829</b>	<b>35</b>	<b>2</b>	<b>17</b>	<b>3</b>	<b>13</b>
	ASH FORK	8	7	1	0	0	0	0
	BAGDAD	7	6	1	0	0	0	0
	BLACK CANYON	10	9	0	0	1	0	0
	BLACK CANYON CITY	22	22	0	0	0	0	0
	CAMP VERDE	124	116	0	0	5	0	3
	CHINO VALLEY	102	98	3	1	0	0	0
	CLARKDALE	45	44	1	0	0	0	0
	CONGRESS	26	23	2	0	1	0	0
	CORDES JUNCTION	8	8	0	0	0	0	0
	CORNVILLE	25	24	0	0	0	0	1
	COTTONWOOD	254	241	9	0	1	1	2
	DEWEY	83	83	0	0	0	0	0
	HILLSIDE	1	1	0	0	0	0	0
	HUMBOLDT	12	12	0	0	0	0	0
	JEROME	3	3	0	0	0	0	0
	KIRKLAND	4	4	0	0	0	0	0
	LAKE MONTEZUMA	17	16	0	0	0	0	1
	MAYER	47	46	1	0	0	0	0
	MONTEZUMA LAKE	1	1	0	0	0	0	0
	PAULDEN	8	8	0	0	0	0	0
	PEEPLER VALLEY	2	2	0	0	0	0	0
	PRESCOTT	609	585	12	1	7	0	4
	PRESCOTT VALLEY	233	227	2	0	1	1	2
	RIMROCK	11	10	0	0	1	0	0
	SKULL VALLEY	7	7	0	0	0	0	0
	STANTON	1	1	0	0	0	0	0
	WALKER	1	1	0	0	0	0	0
	WHIPPLE	1	1	0	0	0	0	0
	WILHOIT	9	9	0	0	0	0	0
	YARNELL	13	13	0	0	0	0	0
	UNKNOWN	205	201	3	0	0	1	0
<b>YUMA</b>	<b>TOTAL</b>	<b>928</b>	<b>676</b>	<b>214</b>	<b>17</b>	<b>13</b>	<b>5</b>	<b>3</b>
	DATELAND	2	1	1	0	0	0	0
	GADSDEN	6	0	6	0	0	0	0
	HYDER	1	0	1	0	0	0	0
	MARTINEZ LAKE	1	1	0	0	0	0	0
	ROLL	5	5	0	0	0	0	0
	SAN LUIS	25	0	24	0	0	0	1
	SOMERTON	41	14	23	0	4	0	0
	TACNA	1	1	0	0	0	0	0
	WELLTON	24	21	3	0	0	0	0
	YUMA	821	632	156	17	9	5	2
	UNKNOWN	1	1	0	0	0	0	0
<b>LA PAZ</b>	<b>TOTAL</b>	<b>165</b>	<b>134</b>	<b>7</b>	<b>1</b>	<b>22</b>	<b>1</b>	<b>0</b>
	BOUSE	7	7	0	0	0	0	0
	CIBOLA	2	2	0	0	0	0	0
	EHRENBERG	7	7	0	0	0	0	0
	PARKER	88	60	5	1	21	1	0
	POSTON	4	1	2	0	1	0	0
	QUARTZSITE	35	35	0	0	0	0	0
	SALOME	17	17	0	0	0	0	0
	UNKNOWN	5	5	0	0	0	0	0





# 7.

- **INFANT DEATHS BY AGE GROUP AND COMMUNITY**
- **INFANT DEATHS BY CAUSE AND COMMUNITY**
- **INFANT DEATHS BY RACE/ETHNIC GROUP AND COMMUNITY**



**NUMBER OF INFANT DEATHS BY AGE GROUP AND COMMUNITY, ARIZONA, 1999**

COUNTY	COMMUNITY	TOTAL	Infant's age			
			< 1 day	1-6 days	7-27 days	28-465 days
<b>APACHE</b>	<b>TOTAL</b>	<b>11</b>	<b>3</b>	<b>2</b>	<b>1</b>	<b>5</b>
	CHINLE	3	1	2	0	0
	GANADO	1	0	0	0	1
	MANY FARMS	1	0	0	1	0
	RED VALLEY	1	1	0	0	0
	SAWMILL	1	0	0	0	1
	TSAILE	1	0	0	0	1
	WINDOW ROCK	3	1	0	0	2
<b>COCHISE</b>	<b>TOTAL</b>	<b>12</b>	<b>5</b>	<b>2</b>	<b>3</b>	<b>2</b>
	BISBEE	2	1	0	1	0
	DOUGLAS	1	0	0	1	0
	ELFRIDA	1	0	0	0	1
	FORT HUACHUCA	2	0	1	1	0
	HUACHUCA CITY	1	0	1	0	0
	PEARCE	1	1	0	0	0
	SIERRA VISTA	3	3	0	0	0
	WILLCOX	1	0	0	0	1
<b>COCONINO</b>	<b>TOTAL</b>	<b>4</b>	<b>3</b>	<b>1</b>	<b>0</b>	<b>0</b>
	FLAGSTAFF	2	1	1	0	0
	PAGE	1	1	0	0	0
	TUBA CITY	1	1	0	0	0
<b>GILA</b>	<b>TOTAL</b>	<b>6</b>	<b>1</b>	<b>1</b>	<b>0</b>	<b>4</b>
	GLOBE	2	0	0	0	2
	MIAMI	1	0	0	0	1
	PAYSON	2	0	1	0	1
	SAN CARLOS	1	1	0	0	0
<b>GRAHAM</b>	<b>TOTAL</b>	<b>3</b>	<b>3</b>	<b>0</b>	<b>0</b>	<b>0</b>
	PIMA	1	1	0	0	0
	SAFFORD	2	2	0	0	0
<b>GREENLEE</b>	<b>TOTAL</b>	<b>1</b>	<b>1</b>	<b>0</b>	<b>0</b>	<b>0</b>
	DUNCAN	1	1	0	0	0
<b>MARICOPA</b>	<b>TOTAL</b>	<b>366</b>	<b>149</b>	<b>45</b>	<b>58</b>	<b>114</b>
	AVONDALE	3	1	0	0	2
	BUCKEYE	4	0	0	1	3
	CAVE CREEK	2	0	2	0	0
	CHANDLER	19	6	3	3	7
	EL MIRAGE	2	0	0	0	2
	FOUNTAIN HILLS	2	1	0	1	0
	GILBERT	10	2	3	2	3
	GLENDALE	31	12	5	3	11
	GOODYEAR	1	0	0	0	1
	GUADALUPE	2	0	0	0	2
	LAVEEN	2	1	0	0	1
	MESA	57	20	11	13	13
	NEW RIVER	1	1	0	0	0
	PARADISE VALLEY	1	0	0	0	1
	PEORIA	9	6	1	0	2
	PHOENIX	194	87	17	32	58
	SALT RIVER IND. RES.	2	1	0	0	1
	SCOTTSDALE	8	2	3	2	1
	SURPRISE	3	1	0	1	1
	TEMPE	8	6	0	0	2
	TOLLESON	1	0	0	0	1
	TONOPAH	1	0	0	0	1
WICKENBURG	1	0	0	0	1	
UNKNOWN	2	2	0	0	0	

**NUMBER OF INFANT DEATHS BY AGE GROUP AND COMMUNITY, ARIZONA, 1999**

COUNTY	COMMUNITY	TOTAL	Infant's age			
			< 1 day	1-6 days	7-27 days	28-465 days
<b>MOHAVE</b>	<b>TOTAL</b>	<b>14</b>	<b>4</b>	<b>1</b>	<b>4</b>	<b>5</b>
	BULLHEAD CITY	4	1	0	1	2
	COLORADO CITY	1	0	0	1	0
	FORT MOHAVE	2	0	0	1	1
	KINGMAN	4	3	0	1	0
	LAKE HAVASU CITY	2	0	1	0	1
	LITTLEFIELD	1	0	0	0	1
<b>NAVAJO</b>	<b>TOTAL</b>	<b>15</b>	<b>5</b>	<b>3</b>	<b>3</b>	<b>4</b>
	BIRD SPRINGS	1	1	0	0	0
	HOLBROOK	1	0	0	0	1
	INDIAN WELLS	1	0	0	1	0
	KAYENTA	1	0	0	1	0
	OVERGAARD	1	1	0	0	0
	SHOW LOW	3	2	1	0	0
	WHITERIVER	2	0	2	0	0
	WINSLOW	3	0	0	1	2
UNKNOWN	2	1	0	0	1	
<b>PIMA</b>	<b>TOTAL</b>	<b>64</b>	<b>17</b>	<b>8</b>	<b>5</b>	<b>34</b>
	ORO VALLEY	3	0	1	0	2
	SELLS	1	0	0	0	1
	SOUTH TUCSON	1	0	0	0	1
	TUCSON	57	16	6	5	30
	VAIL	1	1	0	0	0
	UNKNOWN	1	0	1	0	0
<b>PINAL</b>	<b>TOTAL</b>	<b>18</b>	<b>9</b>	<b>1</b>	<b>2</b>	<b>6</b>
	APACHE JUNCTION	3	2	0	0	1
	ARIZONA CITY	1	1	0	0	0
	BAPCHULE	1	1	0	0	0
	CASA GRANDE	5	2	0	2	1
	COOLIDGE	3	2	0	0	1
	FLORENCE	2	0	0	0	2
	GILA RIVER IND. RES.	1	0	0	0	1
	SAN MANUEL	1	0	1	0	0
	UNKNOWN	1	1	0	0	0
<b>SANTA CRUZ</b>	<b>TOTAL</b>	<b>3</b>	<b>2</b>	<b>0</b>	<b>1</b>	<b>0</b>
	NOGALES	3	2	0	1	0
<b>YAVAPAI</b>	<b>TOTAL</b>	<b>8</b>	<b>4</b>	<b>0</b>	<b>0</b>	<b>4</b>
	BLACK CANYON CITY	1	1	0	0	0
	CAMP VERDE	1	1	0	0	0
	CHINO VALLEY	2	0	0	0	2
	CLARKDALE	2	1	0	0	1
	PRESCOTT VALLEY	2	1	0	0	1
<b>YUMA</b>	<b>TOTAL</b>	<b>18</b>	<b>9</b>	<b>3</b>	<b>2</b>	<b>4</b>
	GADSDEN	2	1	0	0	1
	SAN LUIS	2	1	1	0	0
	YUMA	14	7	2	2	3
<b>LA PAZ</b>	<b>TOTAL</b>	<b>3</b>	<b>1</b>	<b>0</b>	<b>1</b>	<b>1</b>
	PARKER	3	1	0	1	1

**NUMBER OF INFANT DEATHS BY CAUSE AND COMMUNITY, ARIZONA, 1999**

COUNTY	COMMUNITY	ALL CAUSES	CONDITIONS ORIGINATING IN THE PERINATAL PERIOD	CONGENITAL ANOMALIES	SUDDEN INFANT DEATH SYNDROME (SIDS)	UNINTENTIONAL INJURY	PNEUMONIA & INFLUENZA
<b>APACHE</b>	<b>TOTAL</b>	<b>11</b>	<b>5</b>	<b>2</b>	<b>2</b>	<b>0</b>	<b>1</b>
	CHINLE	3	2	1	0	0	0
	GANADO	1	0	0	0	0	1
	MANY FARMS	1	0	0	0	0	0
	RED VALLEY	1	0	0	0	0	0
	SAWMILL	1	1	0	1	0	0
	TSAILE	1	0	1	0	0	0
	WINDOW ROCK	3	2	0	1	0	0
<b>COCHISE</b>	<b>TOTAL</b>	<b>12</b>	<b>8</b>	<b>2</b>	<b>0</b>	<b>0</b>	<b>2</b>
	BISBEE	2	1	1	0	0	0
	DOUGLAS	1	1	0	0	0	0
	ELFRIDA	1	0	0	0	0	1
	FORT HUACHUCA	2	2	0	0	0	0
	HUACHUCA CITY	1	0	1	0	0	0
	PEARCE	1	1	0	0	0	0
	SIERRA VISTA	3	3	0	0	0	0
WILLCOX	1	0	0	0	0	1	
<b>COCONINO</b>	<b>TOTAL</b>	<b>4</b>	<b>3</b>	<b>0</b>	<b>0</b>	<b>0</b>	<b>0</b>
	FLAGSTAFF	2	1	0	0	0	0
	PAGE	1	1	0	0	0	0
	TUBA CITY	1	1	0	0	0	0
<b>GILA</b>	<b>TOTAL</b>	<b>6</b>	<b>3</b>	<b>1</b>	<b>1</b>	<b>0</b>	<b>1</b>
	GLOBE	2	1	0	0	0	0
	MIAMI	1	0	0	0	0	1
	PAYSON	2	1	1	1	0	0
	SAN CARLOS	1	1	0	0	0	0
<b>GRAHAM</b>	<b>TOTAL</b>	<b>3</b>	<b>2</b>	<b>1</b>	<b>0</b>	<b>0</b>	<b>0</b>
	PIMA	1	0	1	0	0	0
	SAFFORD	2	2	0	0	0	0
<b>GREENLEE</b>	<b>TOTAL</b>	<b>1</b>	<b>1</b>	<b>0</b>	<b>0</b>	<b>0</b>	<b>0</b>
	DUNCAN	1	1	0	0	0	0
<b>MARICOPA</b>	<b>TOTAL</b>	<b>366</b>	<b>185</b>	<b>89</b>	<b>20</b>	<b>13</b>	<b>14</b>
	AVONDALE	3	0	1	0	0	0
	BUCKEYE	4	2	0	0	0	0
	CAVE CREEK	2	1	1	0	0	0
	CHANDLER	19	5	6	1	1	2
	EL MIRAGE	2	0	1	0	0	0
	FOUNTAIN HILLS	2	0	1	0	0	0
	GILBERT	10	6	2	1	0	1
	GLENDALE	31	20	8	4	2	0
	GOODYEAR	1	1	0	0	1	0
	GUADALUPE	2	0	1	0	0	1
	LAVEEN	2	2	0	0	0	0
	MESA	57	33	11	2	2	0
	NEW RIVER	1	0	1	0	0	0
	PARADISE VALLEY	1	0	1	0	0	0
	PEORIA	9	4	4	0	0	0
	PHOENIX	194	100	42	11	5	9
	SALT RIVER IND. RES.	2	1	1	1	0	0
	SCOTTSDALE	8	3	2	0	0	0
SURPRISE	3	1	1	0	0	0	
TEMPE	8	3	4	0	1	0	

NUMBER OF INFANT DEATHS BY CAUSE AND COMMUNITY, ARIZONA, 1999

COUNTY	COMMUNITY	ALL CAUSES	CONDITIONS ORIGINATING IN THE PERINATAL PERIOD	CONGENITAL ANOMALIES	SUDDEN INFANT DEATH SYNDROME (SIDS)	UNINTENTIONAL INJURY	PNEUMONIA & INFLUENZA
	TOLLESON	1	0	0	0	0	1
	TONOPAH	1	1	0	0	1	0
	WICKENBURG	1	0	1	0	0	0
	UNKNOWN	2	2	0	0	0	0
<b>MOHAVE</b>	<b>TOTAL</b>	<b>14</b>	<b>7</b>	<b>4</b>	<b>0</b>	<b>3</b>	<b>0</b>
	BULLHEAD CITY	4	1	2	0	0	0
	COLORADO CITY	1	0	0	0	0	0
	FORT MOHAVE	2	2	0	0	1	0
	KINGMAN	4	2	2	0	1	0
	LAKE HAVASU CITY	2	1	0	0	0	0
	LITTLEFIELD	1	1	0	0	1	0
<b>NAVAJO</b>	<b>TOTAL</b>	<b>15</b>	<b>10</b>	<b>4</b>	<b>1</b>	<b>1</b>	<b>0</b>
	BIRD SPRINGS	1	0	0	0	0	0
	HOLBROOK	1	1	0	0	0	0
	INDIAN WELLS	1	1	0	0	0	0
	KAYENTA	1	1	0	0	0	0
	OVERGAARD	1	0	1	0	0	0
	SHOW LOW	3	1	2	0	0	0
	WHITERIVER	2	2	0	0	0	0
	WINSLOW	3	2	1	1	0	0
	UNKNOWN	2	2	0	0	1	0
<b>PIMA</b>	<b>TOTAL</b>	<b>64</b>	<b>40</b>	<b>13</b>	<b>9</b>	<b>7</b>	<b>1</b>
	ORO VALLEY	3	3	0	2	0	0
	SELLS	1	0	1	0	0	0
	SOUTH TUCSON	1	1	0	0	1	0
	TUCSON	57	35	11	7	6	1
	VAIL	1	1	0	0	0	0
	UNKNOWN	1	0	1	0	0	0
<b>PINAL</b>	<b>TOTAL</b>	<b>18</b>	<b>12</b>	<b>4</b>	<b>1</b>	<b>2</b>	<b>0</b>
	APACHE JUNCTION	3	3	0	0	1	0
	ARIZONA CITY	1	1	0	0	0	0
	BAPCHULE	1	1	0	0	0	0
	CASA GRANDE	5	3	2	0	0	0
	COOLIDGE	3	0	1	0	0	0
	FLORENCE	2	2	0	0	1	0
	GILA RIVER IND. RES.	1	1	0	1	0	0
	SAN MANUEL	1	0	1	0	0	0
	UNKNOWN	1	1	0	0	0	0
<b>SANTA CRUZ</b>	<b>TOTAL</b>	<b>3</b>	<b>1</b>	<b>2</b>	<b>0</b>	<b>0</b>	<b>0</b>
	NOGALES	3	1	2	0	0	0
<b>YAVAPAI</b>	<b>TOTAL</b>	<b>8</b>	<b>6</b>	<b>1</b>	<b>1</b>	<b>0</b>	<b>0</b>
	BLACK CANYON CITY	1	1	0	0	0	0
	CAMP VERDE	1	1	0	0	0	0
	CHINO VALLEY	2	2	0	0	0	0
	CLARKDALE	2	0	1	0	0	0
	PRESCOTT VALLEY	2	2	0	1	0	0
<b>YUMA</b>	<b>TOTAL</b>	<b>18</b>	<b>9</b>	<b>3</b>	<b>1</b>	<b>0</b>	<b>2</b>
	GADSDEN	2	0	1	0	0	0
	SAN LUIS	2	0	1	0	0	0
	YUMA	14	9	1	1	0	2
<b>LA PAZ</b>	<b>TOTAL</b>	<b>3</b>	<b>1</b>	<b>2</b>	<b>1</b>	<b>0</b>	<b>0</b>
	PARKER	3	1	2	1	0	0

**NUMBER OF INFANT DEATHS BY RACE/ETHNIC GROUP AND COMMUNITY, ARIZONA, 1999**

COUNTY	COMMUNITY	TOTAL	Race/Ethnicity					
			Non-Hispanic white	Hispanic	Black	American Indian	Asian	Other/Unknown
<b>APACHE</b>	<b>TOTAL</b>	<b>11</b>	<b>1</b>	<b>0</b>	<b>0</b>	<b>10</b>	<b>0</b>	<b>0</b>
	CHINLE	3	1	0	0	2	0	0
	GANADO	1	0	0	0	1	0	0
	MANY FARMS	1	0	0	0	1	0	0
	RED VALLEY	1	0	0	0	1	0	0
	SAWMILL	1	0	0	0	1	0	0
	TSAILE	1	0	0	0	1	0	0
	WINDOW ROCK	3	0	0	0	3	0	0
<b>COCHISE</b>	<b>TOTAL</b>	<b>12</b>	<b>3</b>	<b>7</b>	<b>2</b>	<b>0</b>	<b>0</b>	<b>0</b>
	BISBEE	2	0	2	0	0	0	0
	DOUGLAS	1	0	1	0	0	0	0
	ELFRIDA	1	0	1	0	0	0	0
	FORT HUACHUCA	2	2	0	0	0	0	0
	HUACHUCA CITY	1	0	1	0	0	0	0
	PEARCE	1	1	0	0	0	0	0
	SIERRA VISTA	3	0	1	2	0	0	0
	WILLCOX	1	0	1	0	0	0	0
<b>COCONINO</b>	<b>TOTAL</b>	<b>4</b>	<b>1</b>	<b>1</b>	<b>0</b>	<b>2</b>	<b>0</b>	<b>0</b>
	FLAGSTAFF	2	0	1	0	1	0	0
	PAGE	1	1	0	0	0	0	0
	TUBA CITY	1	0	0	0	1	0	0
<b>GILA</b>	<b>TOTAL</b>	<b>6</b>	<b>5</b>	<b>0</b>	<b>0</b>	<b>1</b>	<b>0</b>	<b>0</b>
	GLOBE	2	2	0	0	0	0	0
	MIAMI	1	1	0	0	0	0	0
	PAYSON	2	2	0	0	0	0	0
	SAN CARLOS	1	0	0	0	1	0	0
<b>GRAHAM</b>	<b>TOTAL</b>	<b>3</b>	<b>1</b>	<b>1</b>	<b>1</b>	<b>0</b>	<b>0</b>	<b>0</b>
	PIMA	1	1	0	0	0	0	0
	SAFFORD	2	0	1	1	0	0	0
<b>GREENLEE</b>	<b>TOTAL</b>	<b>1</b>	<b>1</b>	<b>0</b>	<b>0</b>	<b>0</b>	<b>0</b>	<b>0</b>
	DUNCAN	1	1	0	0	0	0	0
<b>MARICOPA</b>	<b>TOTAL</b>	<b>366</b>	<b>131</b>	<b>167</b>	<b>42</b>	<b>15</b>	<b>4</b>	<b>7</b>
	AVONDALE	3	2	1	0	0	0	0
	BUCKEYE	4	2	1	0	0	0	1
	CAVE CREEK	2	1	1	0	0	0	0
	CHANDLER	19	10	6	3	0	0	0
	EL MIRAGE	2	0	2	0	0	0	0
	FOUNTAIN HILLS	2	2	0	0	0	0	0
	GILBERT	10	7	3	0	0	0	0
	GLENDALE	31	12	12	6	0	0	1
	GOODYEAR	1	0	1	0	0	0	0
	GUADALUPE	2	0	2	0	0	0	0
	LAVEEN	2	1	1	0	0	0	0
	MESA	57	29	20	2	1	3	2
	NEW RIVER	1	1	0	0	0	0	0
	PARADISE VALLEY	1	0	1	0	0	0	0
	PEORIA	9	3	6	0	0	0	0
	PHOENIX	194	50	100	29	11	1	3
	SALT RIVER IND. RES.	2	0	0	0	2	0	0
	SCOTTSDALE	8	6	1	1	0	0	0
	SURPRISE	3	0	3	0	0	0	0
	TEMPE	8	4	4	0	0	0	0
	TOLLESON	1	0	1	0	0	0	0
	TONOPAH	1	0	0	1	0	0	0
WICKENBURG	1	0	1	0	0	0	0	
UNKNOWN	2	1	0	0	1	0	0	

**NUMBER OF INFANT DEATHS BY RACE/ETHNIC GROUP AND COMMUNITY, ARIZONA, 1999**

COUNTY	COMMUNITY	TOTAL	Race/Ethnicity					Other/ Unknown
			Non-Hispanic white	Hispanic	Black	American Indian	Asian	
<b>MOHAVE</b>	<b>TOTAL</b>	<b>14</b>	<b>11</b>	<b>3</b>	<b>0</b>	<b>0</b>	<b>0</b>	<b>0</b>
	BULLHEAD CITY	4	2	2	0	0	0	0
	COLORADO CITY	1	1	0	0	0	0	0
	FORT MOHAVE	2	2	0	0	0	0	0
	KINGMAN	4	4	0	0	0	0	0
	LAKE HAVASU CITY	2	2	0	0	0	0	0
	LITTLEFIELD	1	0	1	0	0	0	0
<b>NAVAJO</b>	<b>TOTAL</b>	<b>15</b>	<b>2</b>	<b>2</b>	<b>2</b>	<b>9</b>	<b>0</b>	<b>0</b>
	BIRD SPRINGS	1	0	0	0	1	0	0
	HOLBROOK	1	0	0	0	1	0	0
	INDIAN WELLS	1	0	0	0	1	0	0
	KAYENTA	1	0	0	0	1	0	0
	OVERGAARD	1	1	0	0	0	0	0
	SHOW LOW	3	1	2	0	0	0	0
	WHITERIVER	2	0	0	0	2	0	0
	WINSLOW	3	0	0	2	1	0	0
	UNKNOWN	2	0	0	0	2	0	0
<b>PIMA</b>	<b>TOTAL</b>	<b>64</b>	<b>22</b>	<b>31</b>	<b>5</b>	<b>5</b>	<b>1</b>	<b>0</b>
	ORO VALLEY	3	0	3	0	0	0	0
	SELLS	1	0	0	0	1	0	0
	SOUTH TUCSON	1	0	0	0	1	0	0
	TUCSON	57	21	28	5	2	1	0
	VAIL	1	1	0	0	0	0	0
	UNKNOWN	1	0	0	0	1	0	0
<b>PINAL</b>	<b>TOTAL</b>	<b>18</b>	<b>8</b>	<b>5</b>	<b>0</b>	<b>5</b>	<b>0</b>	<b>0</b>
	APACHE JUNCTION	3	1	2	0	0	0	0
	ARIZONA CITY	1	1	0	0	0	0	0
	BAPCHULE	1	0	0	0	1	0	0
	CASA GRANDE	5	4	1	0	0	0	0
	COOLIDGE	3	0	1	0	2	0	0
	FLORENCE	2	2	0	0	0	0	0
	GILA RIVER IND. RES.	1	0	0	0	1	0	0
	SAN MANUEL	1	0	1	0	0	0	0
	UNKNOWN	1	0	0	0	1	0	0
<b>SANTA CRUZ</b>	<b>TOTAL</b>	<b>3</b>	<b>0</b>	<b>3</b>	<b>0</b>	<b>0</b>	<b>0</b>	<b>0</b>
	NOGALES	3	0	3	0	0	0	0
<b>YAVAPAI</b>	<b>TOTAL</b>	<b>8</b>	<b>7</b>	<b>1</b>	<b>0</b>	<b>0</b>	<b>0</b>	<b>0</b>
	BLACK CANYON CITY	1	1	0	0	0	0	0
	CAMP VERDE	1	1	0	0	0	0	0
	CHINO VALLEY	2	2	0	0	0	0	0
	CLARKDALE	2	1	1	0	0	0	0
	PRESCOTT VALLEY	2	2	0	0	0	0	0
<b>YUMA</b>	<b>TOTAL</b>	<b>18</b>	<b>3</b>	<b>15</b>	<b>0</b>	<b>0</b>	<b>0</b>	<b>0</b>
	GADSDEN	2	0	2	0	0	0	0
	SAN LUIS	2	0	2	0	0	0	0
	YUMA	14	3	11	0	0	0	0
<b>LA PAZ</b>	<b>TOTAL</b>	<b>3</b>	<b>0</b>	<b>1</b>	<b>0</b>	<b>2</b>	<b>0</b>	<b>0</b>
	PARKER	3	0	1	0	2	0	0





Our Web site at <http://www.hs.state.az.us/plan/ohpes.htm> provides instantaneous access to a wide range of statistical information about health status and use of health care in Arizona. The [\*Arizona Health Status and Vital Statistics\*](#) annual report examines trends in natality, mortality and morbidity towards established health objectives. Additional data can be found in the special reports and studies focused on differences in the health status by ethnic group, suicide mortality, unintentional injury mortality among children and adolescents, firearm-related fatalities, unintentional drowning deaths, drug-related mortality, teenage pregnancy and abortion practices in Arizona. The [\*Monthly Vital Statistics Bulletin\*](#) has the most up to date information on births, deaths, marriages and divorces.



---

**Office of Epidemiology and Statistics  
Bureau of Public Health Statistics  
Public Health Services  
ARIZONA DEPARTMENT OF HEALTH SERVICES**

---