

1

Teen Pregnancies

1-1 Pregnancies Among Females 19 or Younger

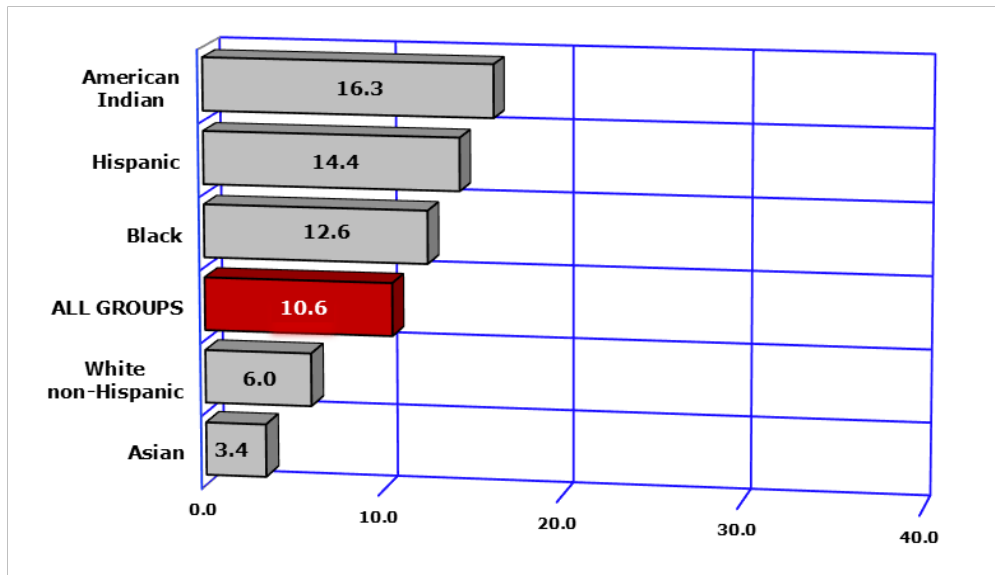
1-2 Pregnancies Among Females 14 or Younger

1-3 Pregnancies Among Females 15-17 Years Old

1-4 Pregnancies Among Females 18-19 Years Old

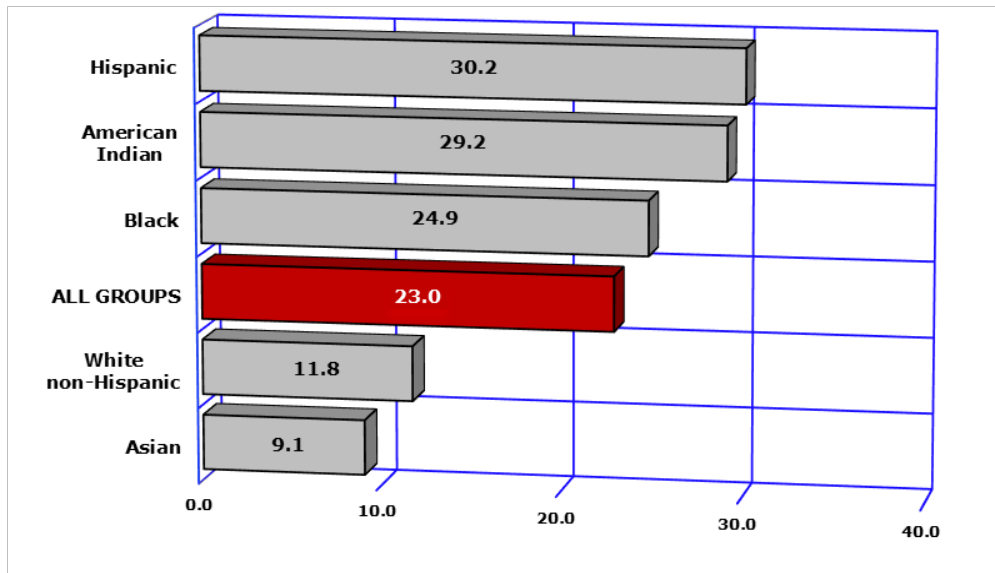
1-1 PREGNANCIES AMONG FEMALES 19 OR YOUNGER

2021



Note: Number of pregnancies per 1,000 females 10-19 years old in specified group.

2011

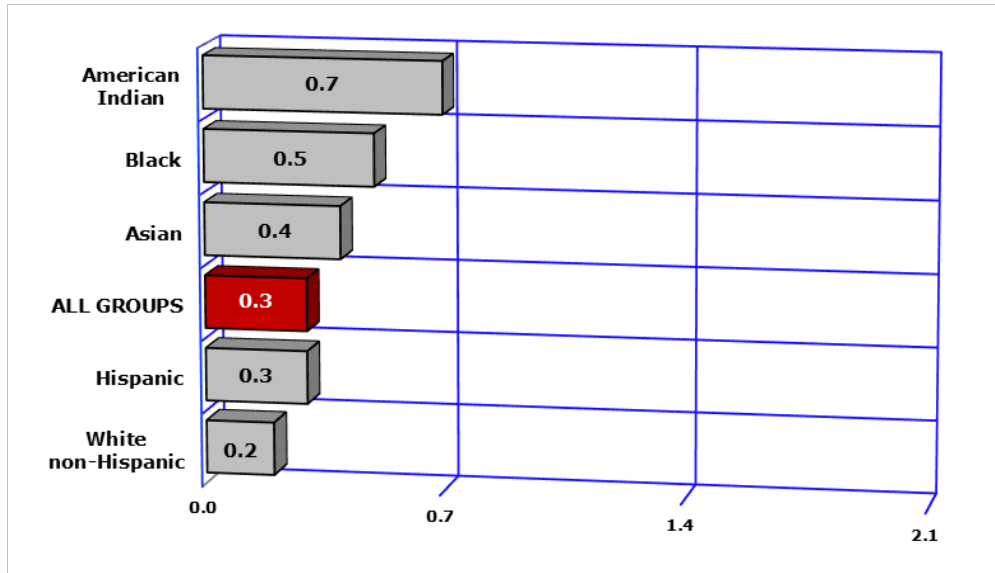


Note: Number of pregnancies per 1,000 females 10-19 years old in specified group.

COMPARATIVE RATES FOR 2011 AND 2021						
Rate per 1,000 females by race/ethnicity						
Year	All groups	White non-Hispanic	Hispanic or Latino	Black or African American	American Indian or Alaska Native	Asian or Pacific Islander
2011	23.0	11.8	30.2	24.9	29.2	9.1
2021	10.6	6.0	14.4	12.6	16.3	3.4
% change from 2011	-53.9	-49.2	-52.3	-49.4	-44.2	-62.6

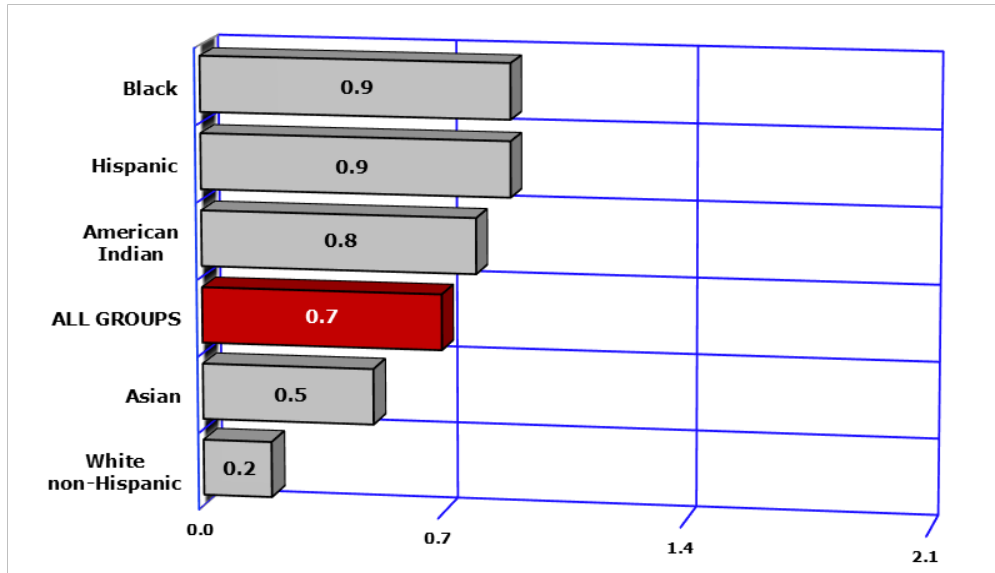
1-2 PREGNANCIES AMONG FEMALES 14 OR YOUNGER

2021



Note: Number of pregnancies per 1,000 females 10-14 years old in specified group.

2011

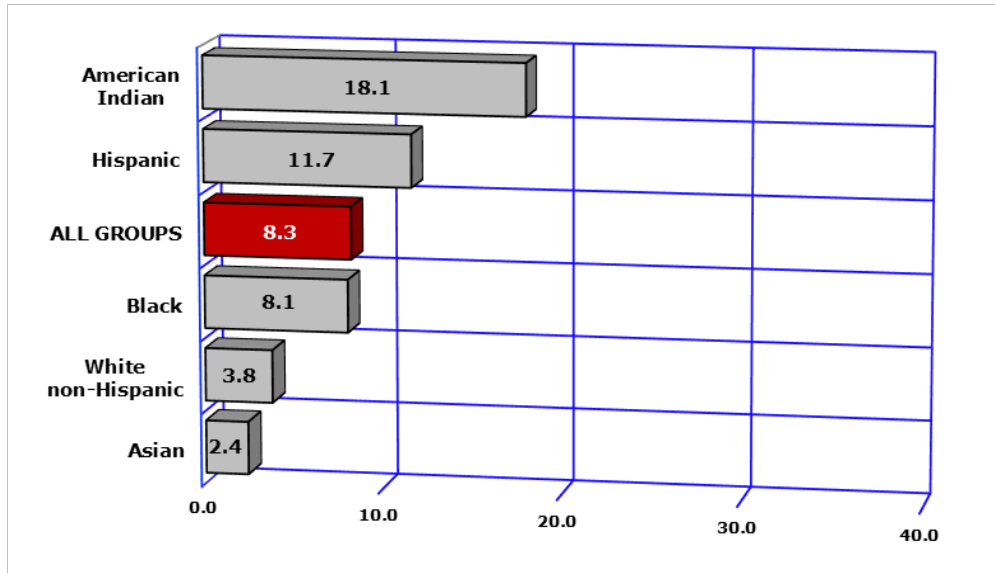


Note: Number of pregnancies per 1,000 females 10-14 years old in specified group.

COMPARATIVE RATES FOR 2011 AND 2021						
Rate per 1,000 females by race/ethnicity						
Year	All groups	White non-Hispanic	Hispanic or Latino	Black or African American	American Indian or Alaska Native	Asian or Pacific Islander
2011	0.7	0.2	0.9	0.9	0.8	0.5
2021	0.3	0.2	0.3	0.5	0.7	0.4
% change from 2011	-57.1	0.0	-66.7	-44.4	-12.5	-20.0

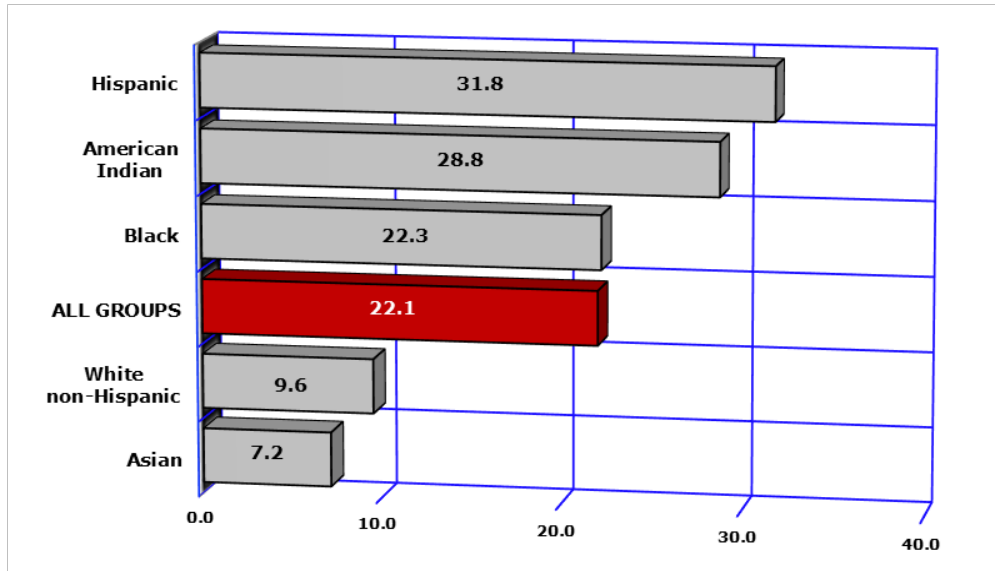
1-3 PREGNANCIES AMONG FEMALES 15-17 YEARS OLD

2021



Note: Number of pregnancies per 1,000 females 15-17 years old in specified group.

2011

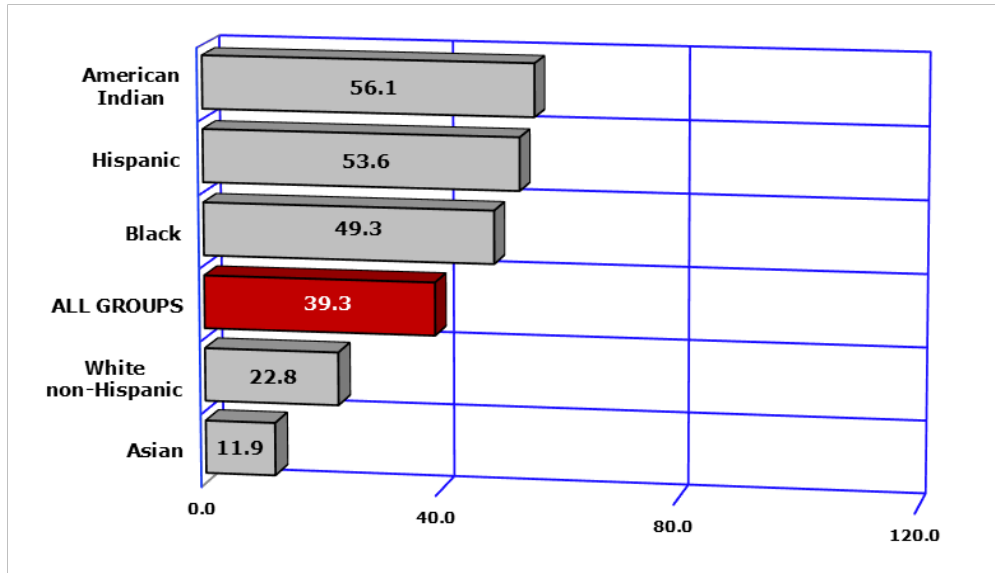


Note: Number of pregnancies per 1,000 females 15-17 years old in specified group.

COMPARATIVE RATES FOR 2011 AND 2021						
Rate per 1,000 females by race/ethnicity						
Year	All groups	White non-Hispanic	Hispanic or Latino	Black or African American	American Indian or Alaska Native	Asian or Pacific Islander
2011	22.1	9.6	31.8	22.3	28.8	7.2
2021	8.3	3.8	11.7	8.1	18.1	2.4
% change from 2011	-62.4	-60.4	-63.2	-63.7	-37.2	-66.7

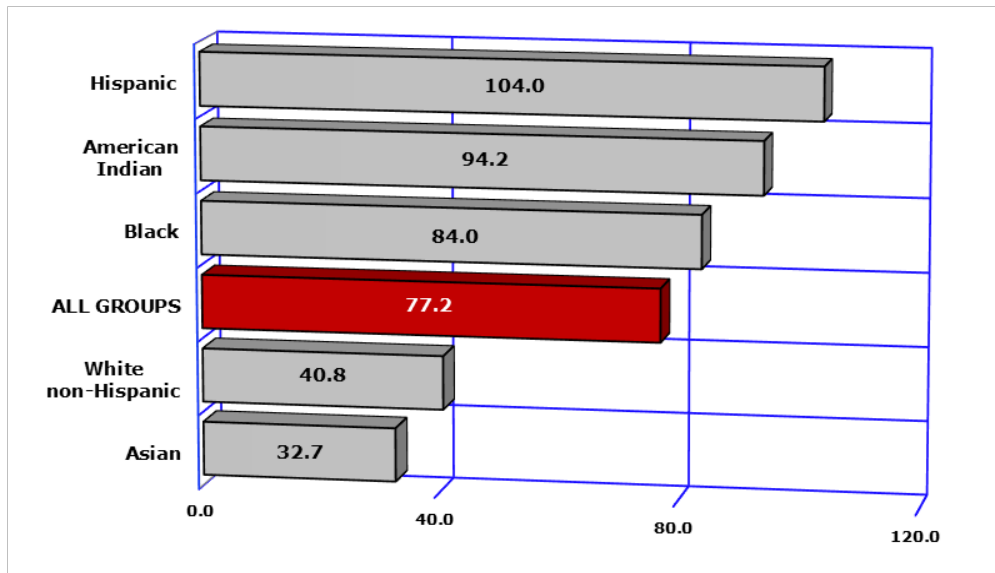
1-4 PREGNANCIES AMONG FEMALES 18-19 YEARS OLD

2021



Note: Number of pregnancies per 1,000 females 18-19 years old in specified group.

2011



Note: Number of pregnancies per 1,000 females 18-19 years old in specified group.

COMPARATIVE RATES FOR 2011 AND 2021						
Rate per 1,000 females by race/ethnicity						
Year	All groups	White non-Hispanic	Hispanic or Latino	Black or African American	American Indian or Alaska Native	Asian or Pacific Islander
2011	77.2	40.8	104.0	84.0	94.2	32.7
2021	39.3	22.8	53.6	49.3	56.1	11.9
% change from 2011	-49.1	-44.1	-48.5	-41.3	-40.4	-63.6