

HEALTH STATUS PROFILE OF AMERICAN INDIANS IN ARIZONA 1998 DATA BOOK

by

Christopher K. Mrela, Ph.D., *Assistant Registrar of Vital Statistics*
Trentham Coe, *Senior Research Data Analyst*

May 2001

HEALTH STATUS PROFILE OF AMERICAN INDIANS IN ARIZONA 1998 DATA BOOK

TABLE OF CONTENTS

Introduction	1
I. Comparison of American Indians' Standing in Arizona in 1998 With Respect to Selected Health Objectives for the Year 2000	3
1.1 Early Prenatal Care.....	5
1.2 Infant Mortality	6
1.3 Postneonatal Mortality	7
1.4 Mortality from Unintentional Injuries	8
1.5 Mortality from Motor Vehicle-Related Injuries.....	9
1.6 Suicide Mortality.....	10
1.7 Homicide Mortality	11
1.8 Mortality of Children 1-14 Years Old.....	12
1.9 Mortality of Adolescents and Young Adults 15-24 Years Old	13
1.10 Mortality of Adults 25-64 Years of Age	14
II. An Overview of Selected Health Problems and Health Risks Among American Indians and All Residents of Arizona in 1998.....	15
2.1 Causes From Which American Indians Were More Likely of Less Likely to Die Relative to All Arizona Residents in 1998	17
2.2 Average Age At Death From All Causes Among American Indians and All Arizona Residents	18
2.3 Nonmarital Births	19
2.4 Low Birthweight Births.....	20
2.5 The Incidence of Fetal Alcohol Syndrome	21
2.6 Births to Teenage Mothers.....	22
2.7 Low Birthweight Births to Mothers 30 Years or Older as a Percentage of All Low Birthweight Births	23
2.8 The Incidence of Pregnancy Associated Hypertension.....	24
2.9 The Incidence of Anemia During Pregnancy	25
2.10 The Incidence of Diabetes During Pregnancy	26

**III. Characteristics of American Indian Newborns and Mothers Giving Birth
By Place of Residence in Arizona in 1998..... 27**

SOCIODEMOGRAPHIC CHARACTERISTICS

3.1 Maternal Age 31
3.2 Educational Attainment of Mother 32
3.3 Marital Status of Mother 33
3.4 Race/Ethnicity of Father..... 34
3.5 Age of Father..... 35
3.6 Source of Payment for Labor and Delivery..... 36

MATERNAL LIFESTYLE AND HEALTH CHARACTERISTICS

3.7 Maternal Weight Gain During Pregnancy 39
3.8 Medical Risk Factors for Pregnancy 40
3.9 Substance Use During Pregnancy 41

UTILIZATION OF MEDICAL SERVICES

3.10 Trimester of Pregnancy Prenatal Care Began 45
3.11 Number of Prenatal Visits..... 46
3.12 Obstetric Procedures 47
3.13 Complications of Labor and Delivery 48
3.14 Method of Delivery 49
3.15 Attendant at Birth..... 50

NEWBORN'S HEALTH

3.16 Gestational Age 53
3.17 Weight At Birth..... 54
3.18 Abnormal Conditions of the Newborn 55
3.19 Congenital Anomalies (Birth Defects)..... 56
3.20 Causes of Infant Death 57

IV. Patterns of Mortality Among American Indians By Place of Residence in Arizona in 1998..... 59

AGE-SPECIFIC MORTALITY

4.1 Age-Specific Mortality 63
4.2 Age-Specific Mortality Among Males..... 64
4.3 Age-Specific Mortality Among Females..... 65

CAUSE-SPECIFIC MORTALITY

**4.4 Deaths From Causes Selected As Indicators for Monitoring Progress
 Toward The Year 2000 Objectives 69**
4.5 Leading Causes of Death 70
4.6 Leading Causes of Death Among Males..... 71
4.7 Leading Causes of Death Among Females..... 72

LEADING CAUSES OF DEATH BY AGE GROUP FOR SELECTED INDIAN NATIONS

4.8 Leading Causes of Death by Age Group Among Resident of NAVAJO Tribal Communities..... 75
4.9 Leading Causes of Death by Age Group Among Residents of HOPI Tribal Communities..... 76
4.10 Leading Causes of Death by Age Group Among Residents of FORT APACHE Tribal Communities 77
4.11 Leading Causes of Death by Age Group Among Residents of GILA RIVER Tribal Communities 78
4.12 Leading Causes of Death by Age Group Among Resident of SALT RIVER Tribal Communities 79
4.13 Leading Causes of Death by Age Group Among Residents of SAN CARLOS Tribal Communities 80
**4.14 Leading Causes of Death by Age Group Among Residents of
 TOHONO O’ODHAM Tribal Communities..... 81**
**4.15 Leading Causes of Death by Age Group Among American Indians
 Who Resided Off Reservation in Arizona..... 82**

Technical Notes 83
Sources of Data 85
Definitions..... 85
 Rates..... 85
 Terms Related to Reproductive Health 85
 Terms Related to Mortality 85
 Medical Terms Used on the Birth Certificate..... 86
Communities on Indian Reservations in Arizona 89

INTRODUCTION

The report *Health Status Profile of American Indians in Arizona: 1998 Data Book* is the fifth annual update of population-level data on trends and patterns in natality and mortality among American Indian residents of Arizona.

It should be noted that tribal identity is very poorly recorded on birth or death certificates. Tabulations of births and deaths in this publication are by place of residence in Arizona and not by tribe.


American Indian births are determined by mother's race as indicated on a birth certificate, that is, these are the births to American Indian mothers. American Indian deaths are determined by decedent's race as stated on the death certificate.

The charts and tables comprising *Health Status Profile of American Indians in Arizona* are grouped into four major sections:

- 1) a section focused on American Indians' standing in 1998 with respect to selected health objectives for the year 2000;
- 2) a section presenting an overview of selected health problems and health risks among American Indian and all residents of Arizona in 1998;
- 3) a four-part section concerned with the characteristics of American Indian newborns and mothers giving birth who were residents of specified tribal communities on reservations, and those who resided off reservation in Arizona in 1998;
- 4) a three-part section focused on patterns of mortality among American Indians by age group, gender and place of residence in Arizona in 1998. Detailed mortality profiles are given for the seven largest tribal communities: Navajo, Hopi, Fort Apache, Tohono O'Odham, Gila River, Salt River and San Carlos.

These sections are followed by the **Technical Notes** which provide definitions of terms used in the report, as well as information about the sources of data and a detailed classification of communities on Indian reservations in Arizona.

Health Status Profile of American Indians in Arizona was intended as a data book: a basic reference for some of the most frequently requested statistics. The four sections of the report were computer-generated and contain information with no accompanying narrative.

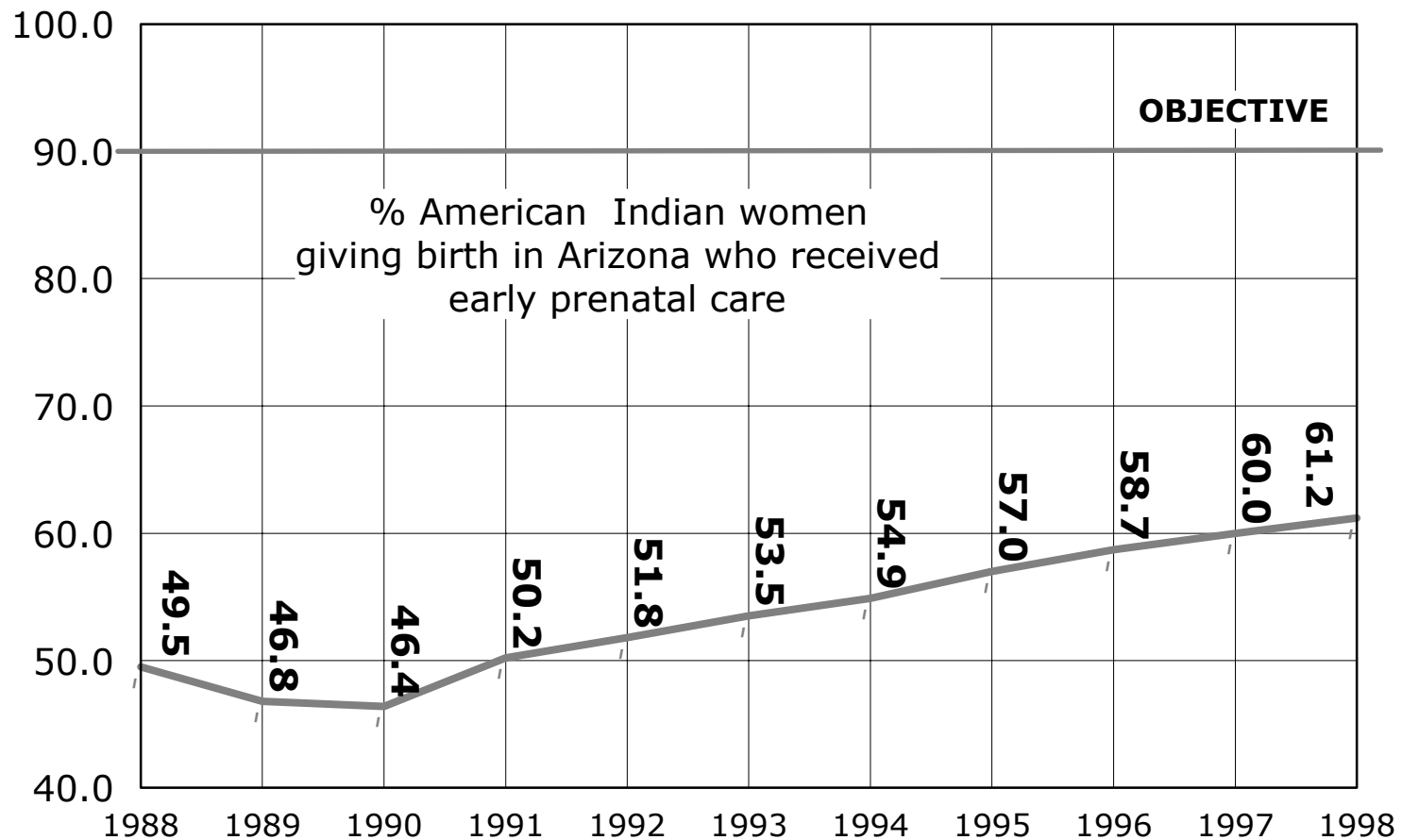


I.

COMPARISON OF AMERICAN INDIANS' STANDING IN ARIZONA IN 1998 WITH RESPECT TO SELECTED HEALTH OBJECTIVES FOR THE YEAR 2000

1.1 Early Prenatal Care

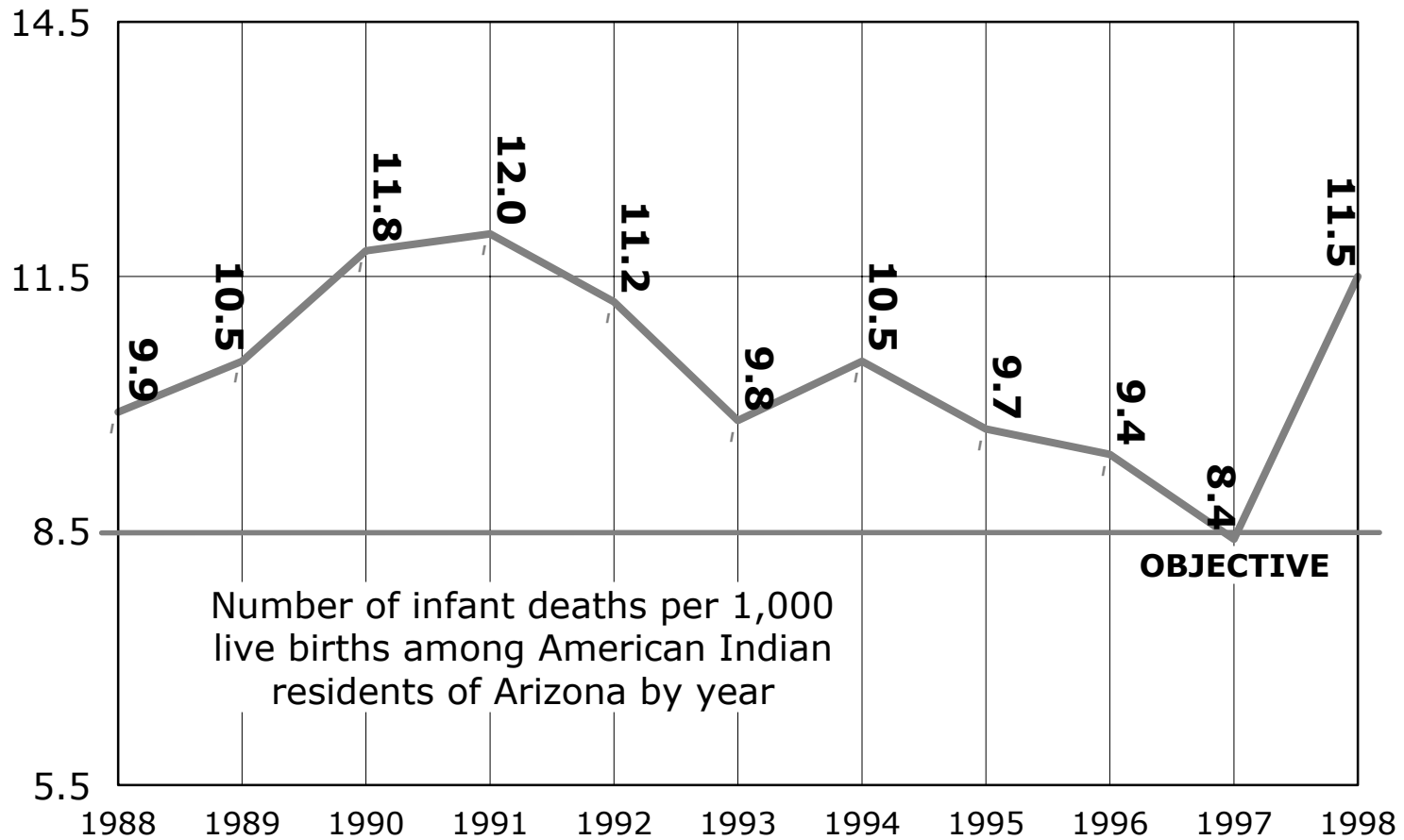
National Year 2000 Objective: Increase to 90 percent the proportion of women giving birth who receive prenatal care in the first trimester of pregnancy



Source: Chapter 4 in Arizona Health Status and Vital Statistics 1998

1.2 Infant Mortality

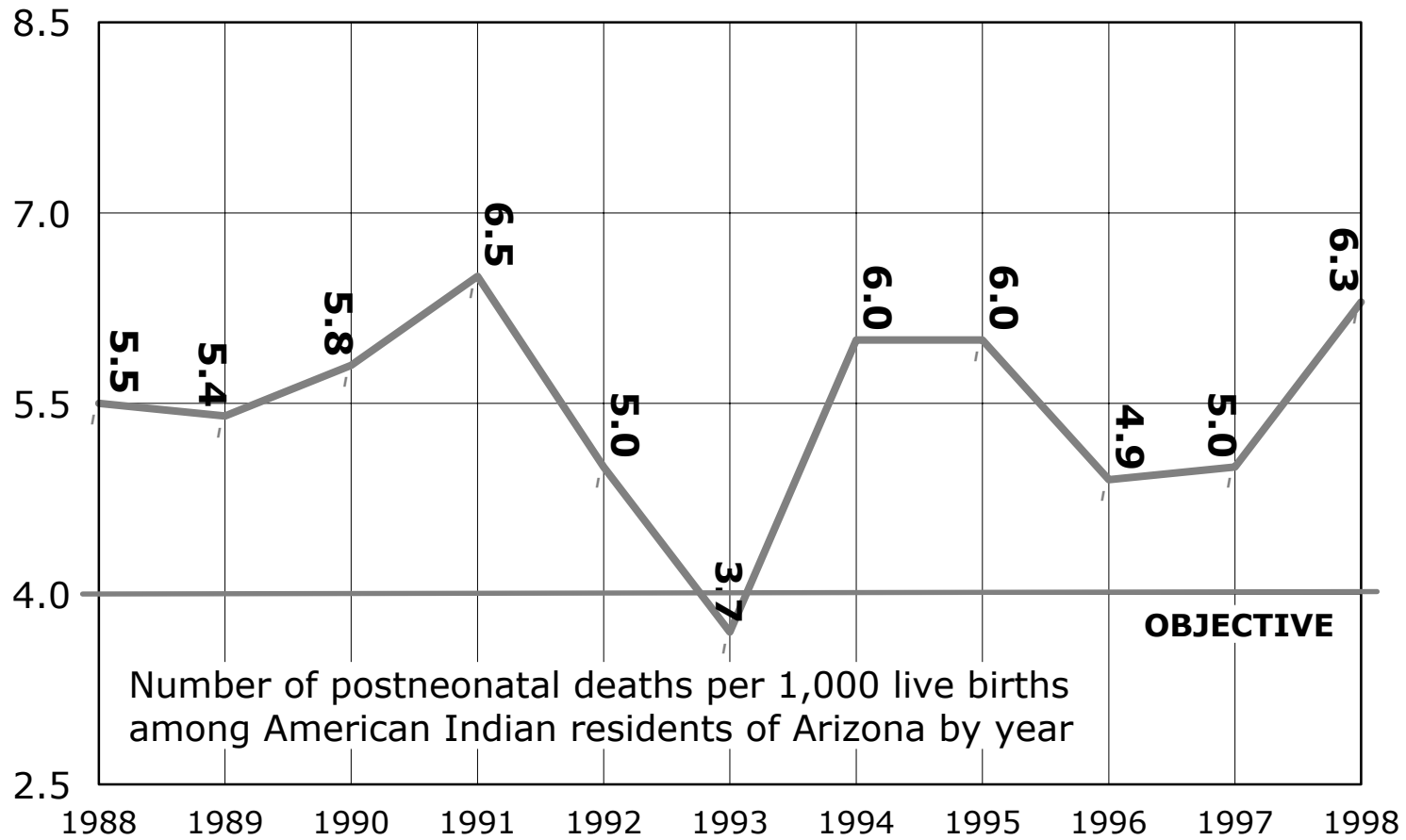
National Year 2000 Objective: Reduce the rate of infant deaths among American Indians to no more than 8.5 per 1,000 live births



Source: Chapter 4 in Arizona Health Status and Vital Statistics 1998

1.3 Postneonatal Mortality

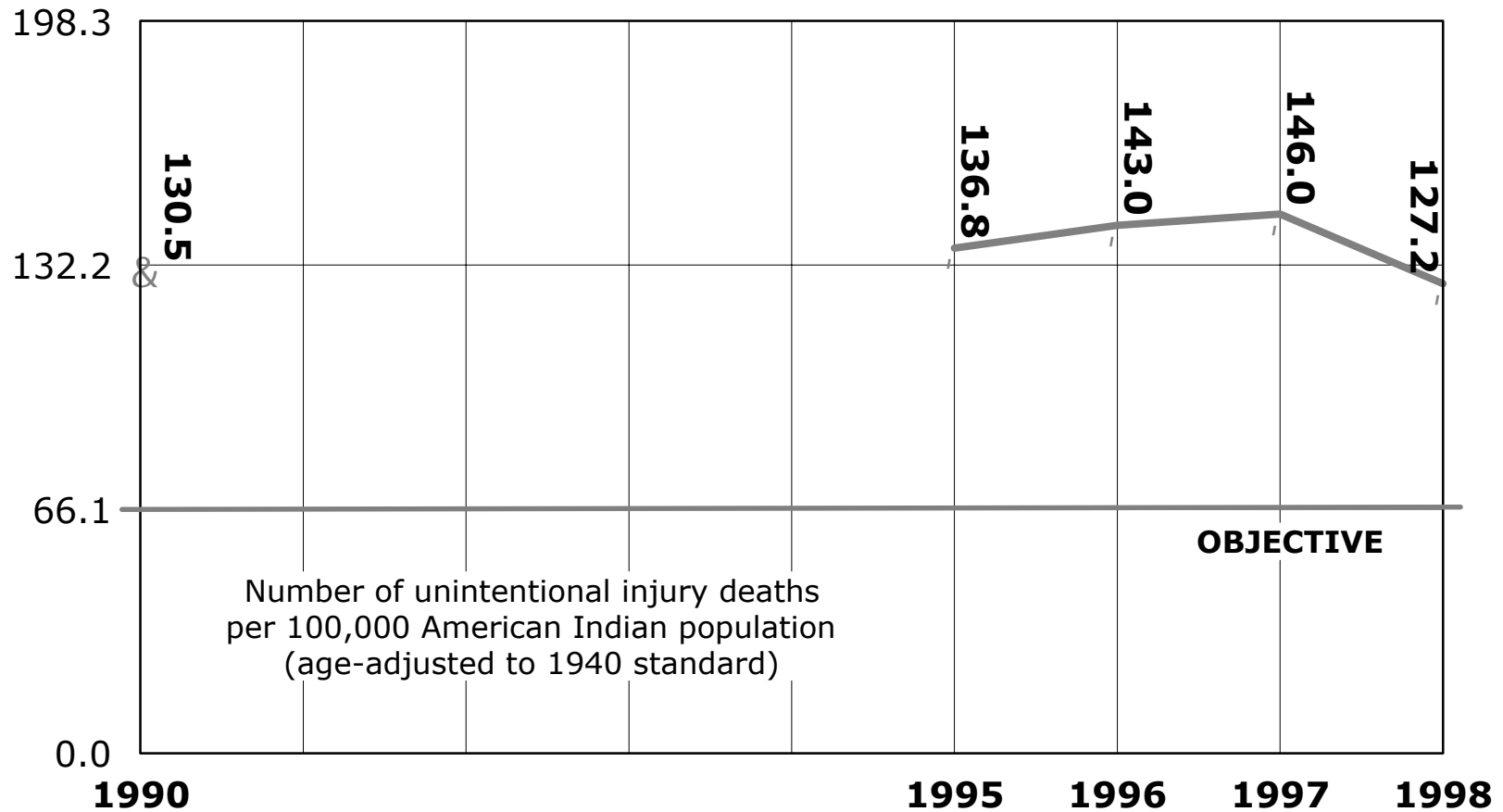
National Year 2000 Objective: Reduce postneonatal mortality among American Indians to no more than 4 per 1,000 live births



Source: Chapter 4 in Arizona Health Status and Vital Statistics 1998

1.4 Mortality From Unintentional Injuries

National Year 2000 Objective: Reduce unintentional injury deaths among American Indians to no more than 66.1 per 100,000 (age-adjusted)

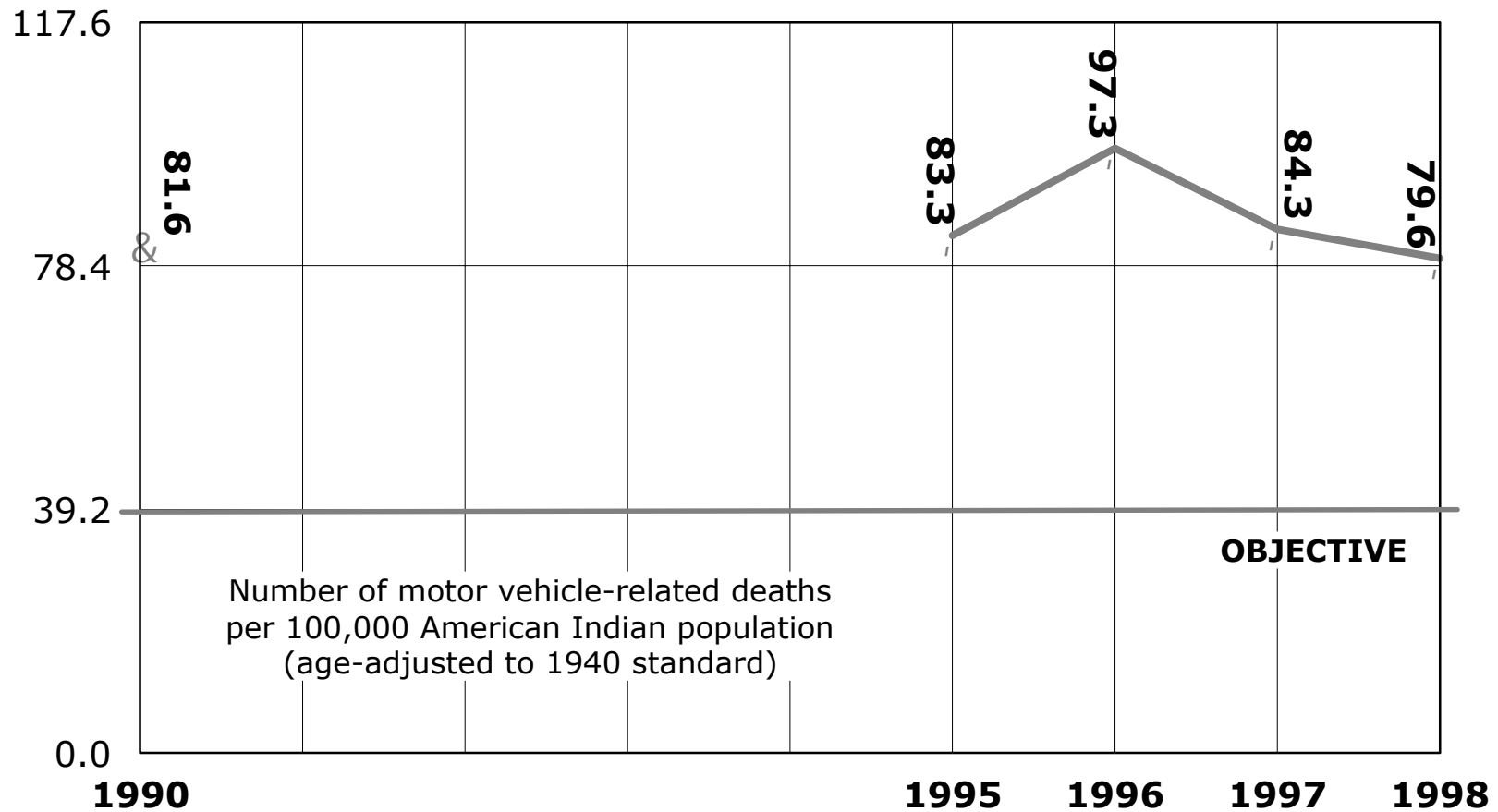


Source: Chapter 4 in Arizona Health Status and Vital Statistics 1998

1.5

Mortality From Motor Vehicle-Related Injuries

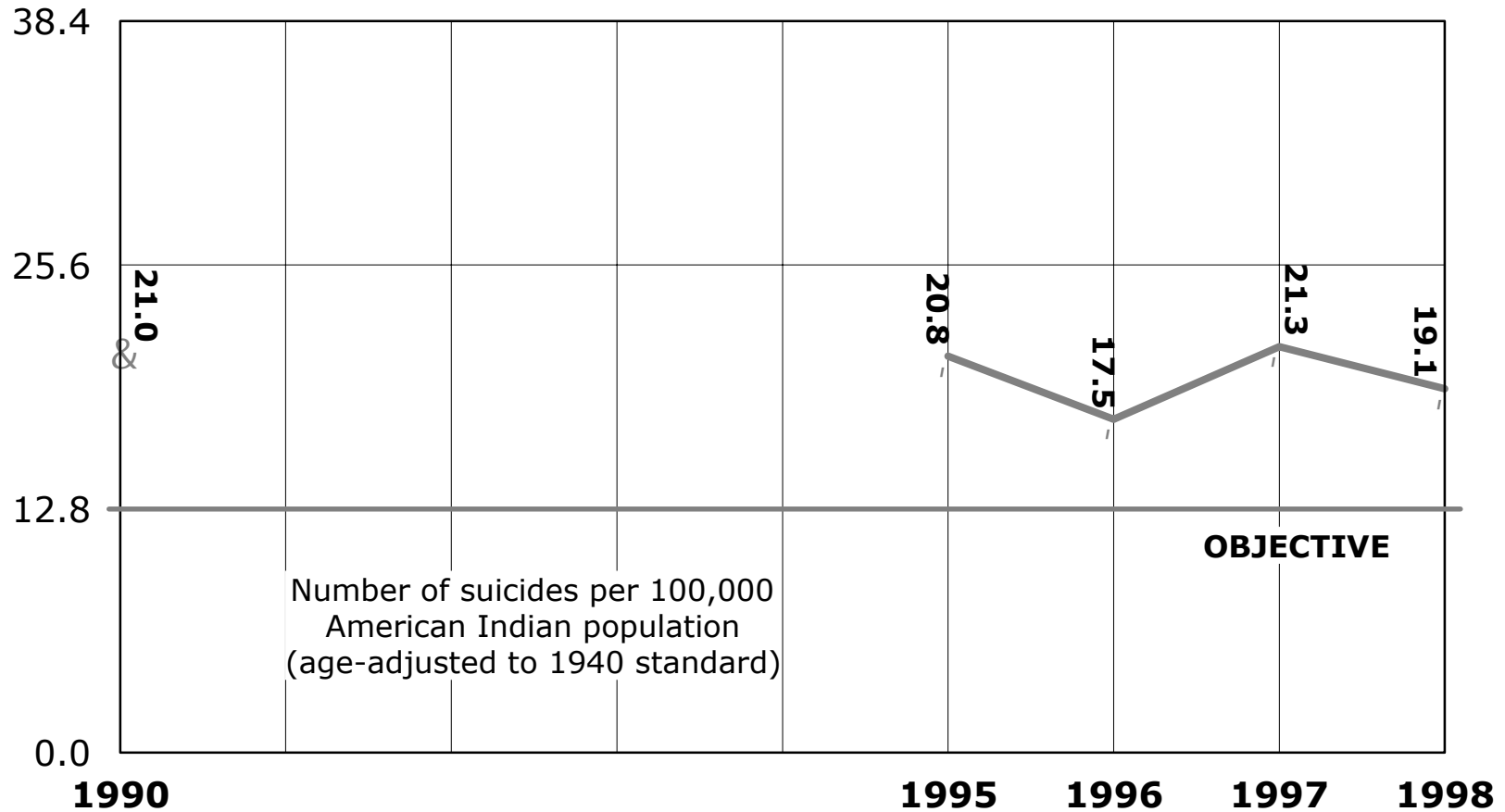
National Year 2000 Objective: Reduce motor vehicle-related injury deaths among American Indians to no more than 39.2 per 100,000 (age-adjusted)



Source: Chapter 4 in *Arizona Health Status and Vital Statistics 1998*

1.6 Suicide Mortality

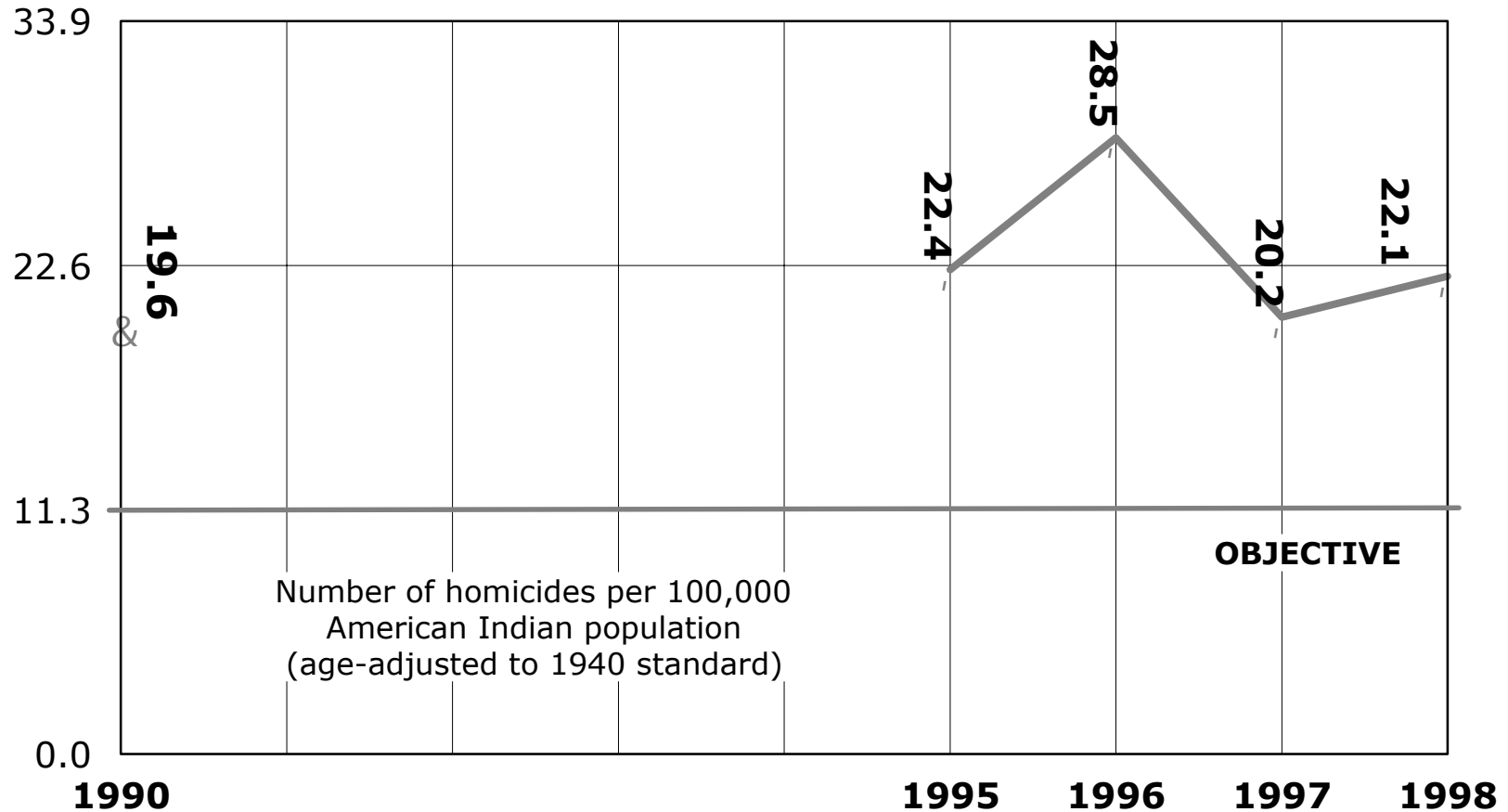
National Year 2000 Objective: Reduce suicides among American Indians to no more than 12.8 per 100,000 (age-adjusted)



Source: Chapter 4 in Arizona Health Status and Vital Statistics 1998

1.7 Homicide Mortality

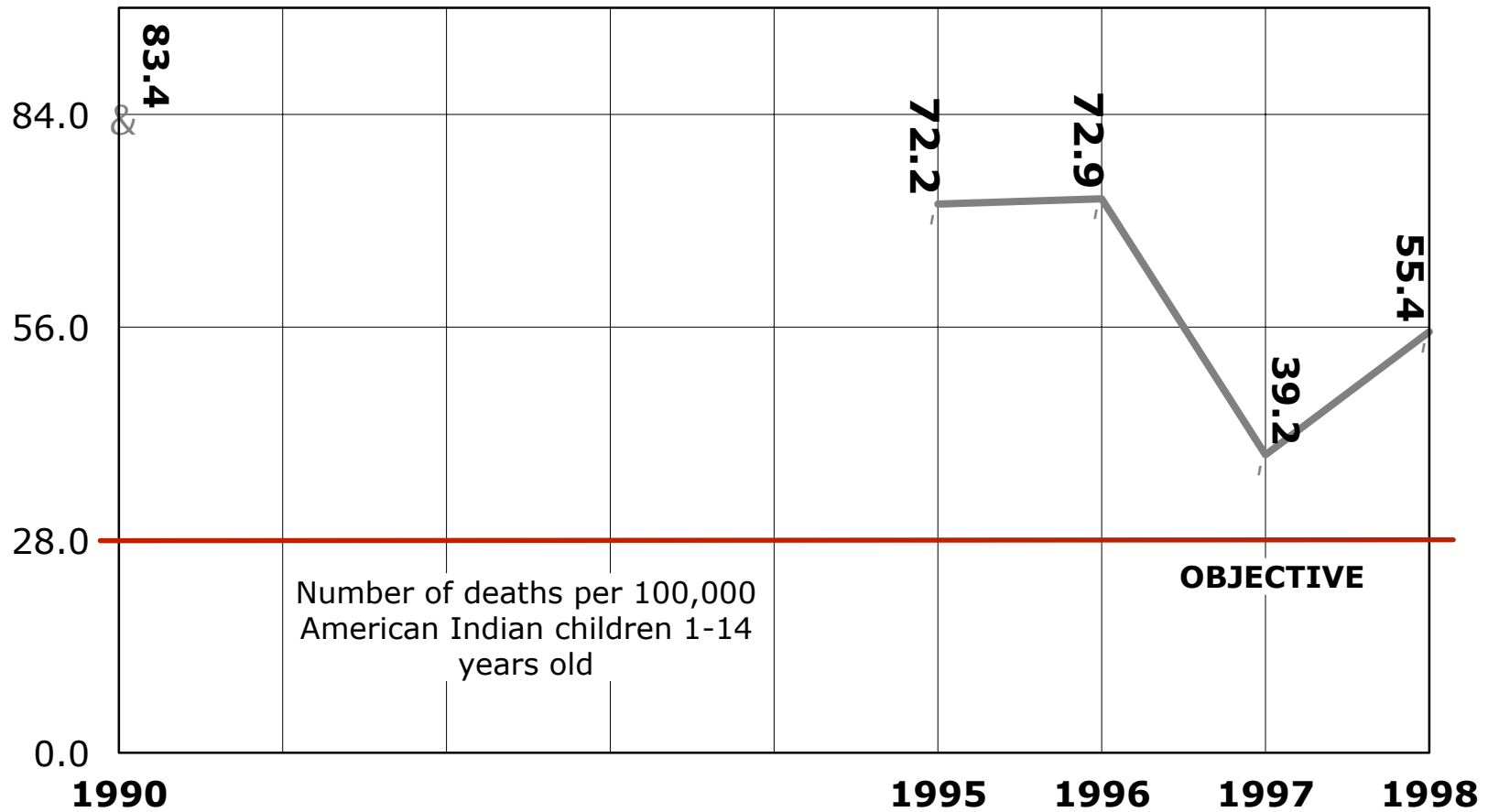
National Year 2000 Objective: Reduce homicides among American Indians to no more than 11.3 per 100,000 (age-adjusted)



Source: Chapter 4 in Arizona Health Status and Vital Statistics 1998

1.8 Mortality of Children 1-14 Years Old

National Year 2000 Objective: Reduce death rates for children 1-14 years of age to no more than 28 per 100,000

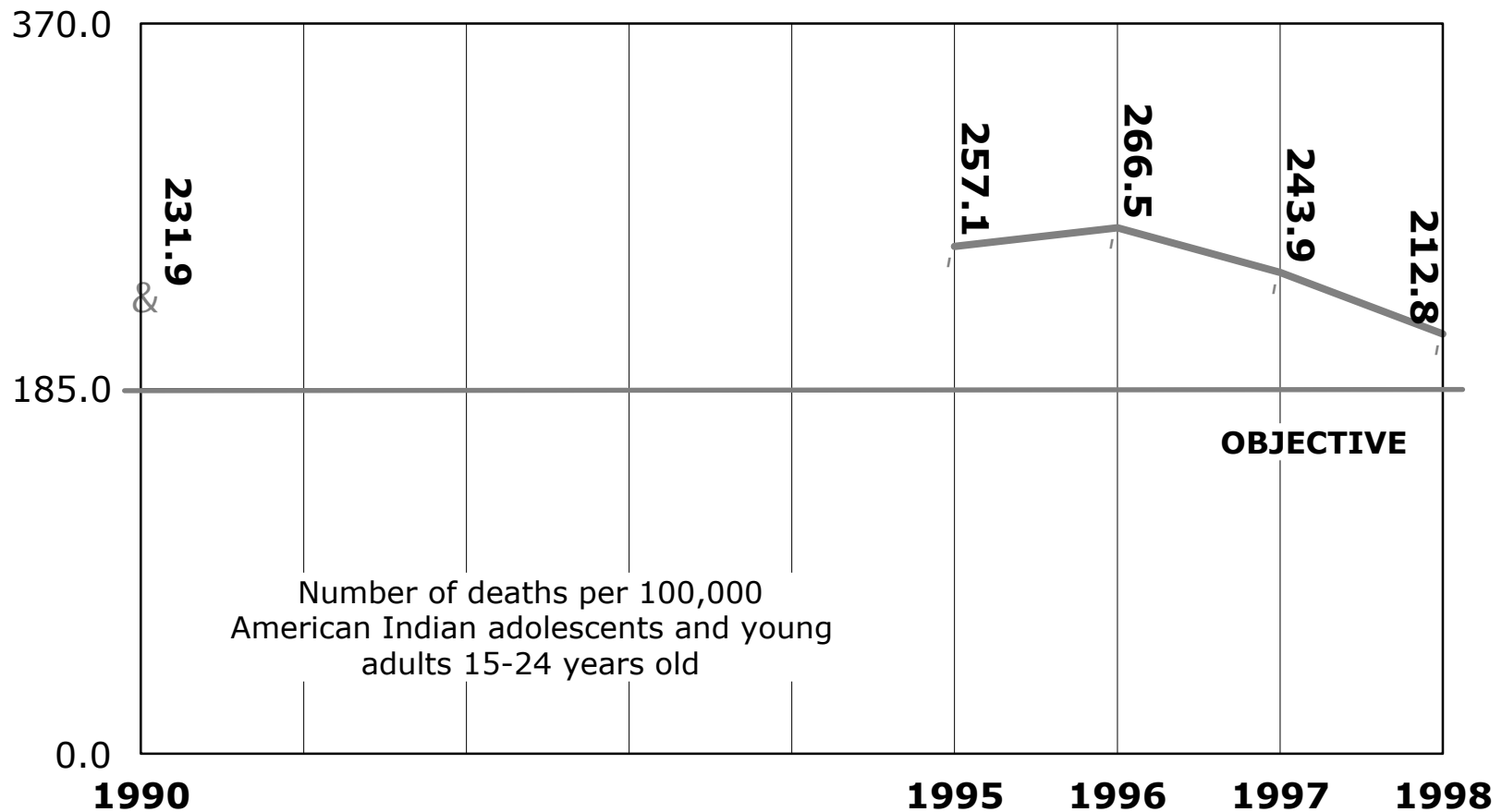


Source: Chapter 4 in Arizona Health Status and Vital Statistics 1998

1.9

Mortality of Adolescents and Young Adults 15-24 Years Old

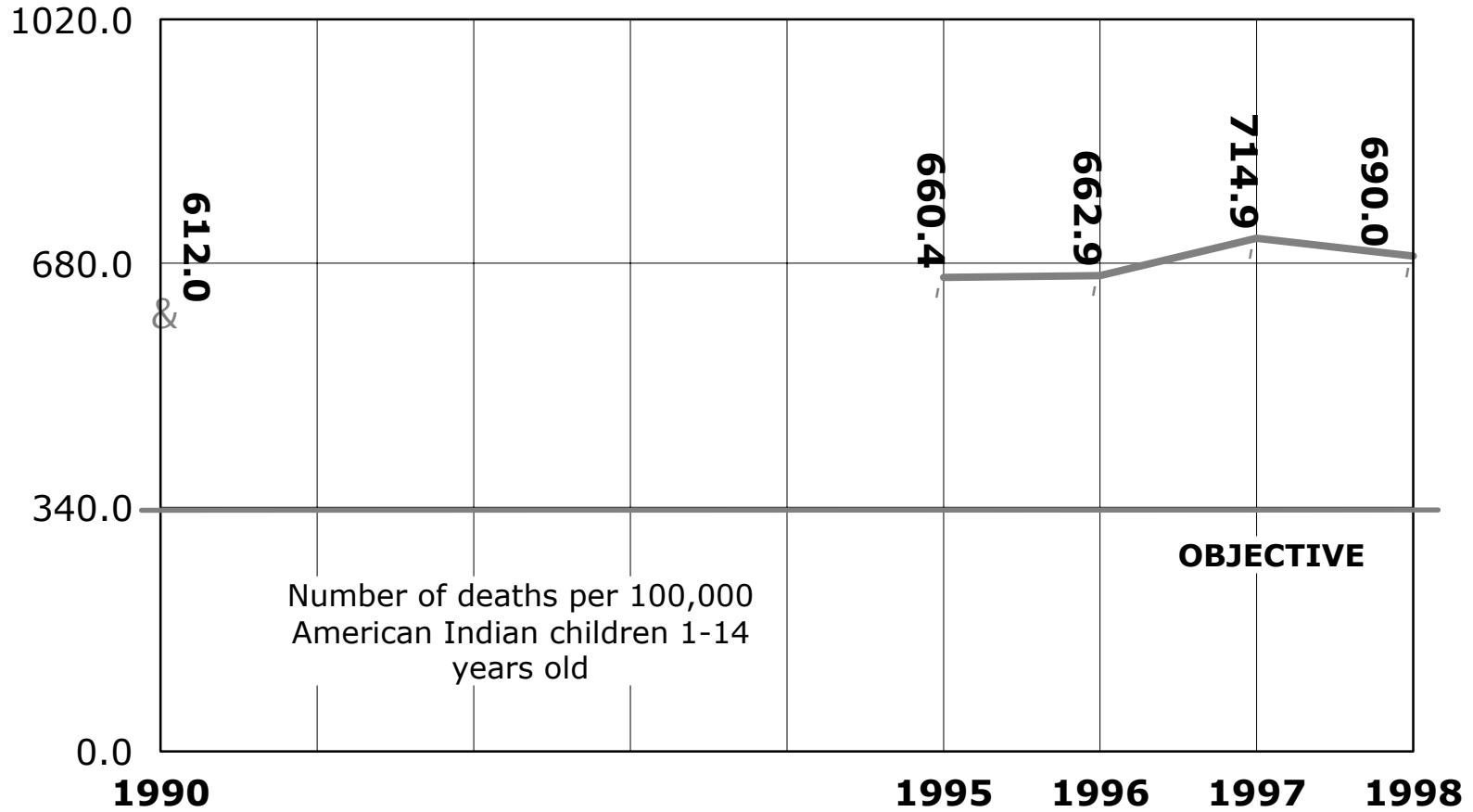
National Year 2000 Objective: Reduce death rates for adolescents and young adults 15-24 years of age to no more than 185 per 100,000




Source: Chapter 4 in Arizona Health Status and Vital Statistics 1998

1.10 Mortality of Adults 25-64 Years of Age

National Year 2000 Objective: Reduce death rates for adults 25-64 years of age to no more than 340 per 100,000



Source: Chapter 4 in Arizona Health Status and Vital Statistics 1998



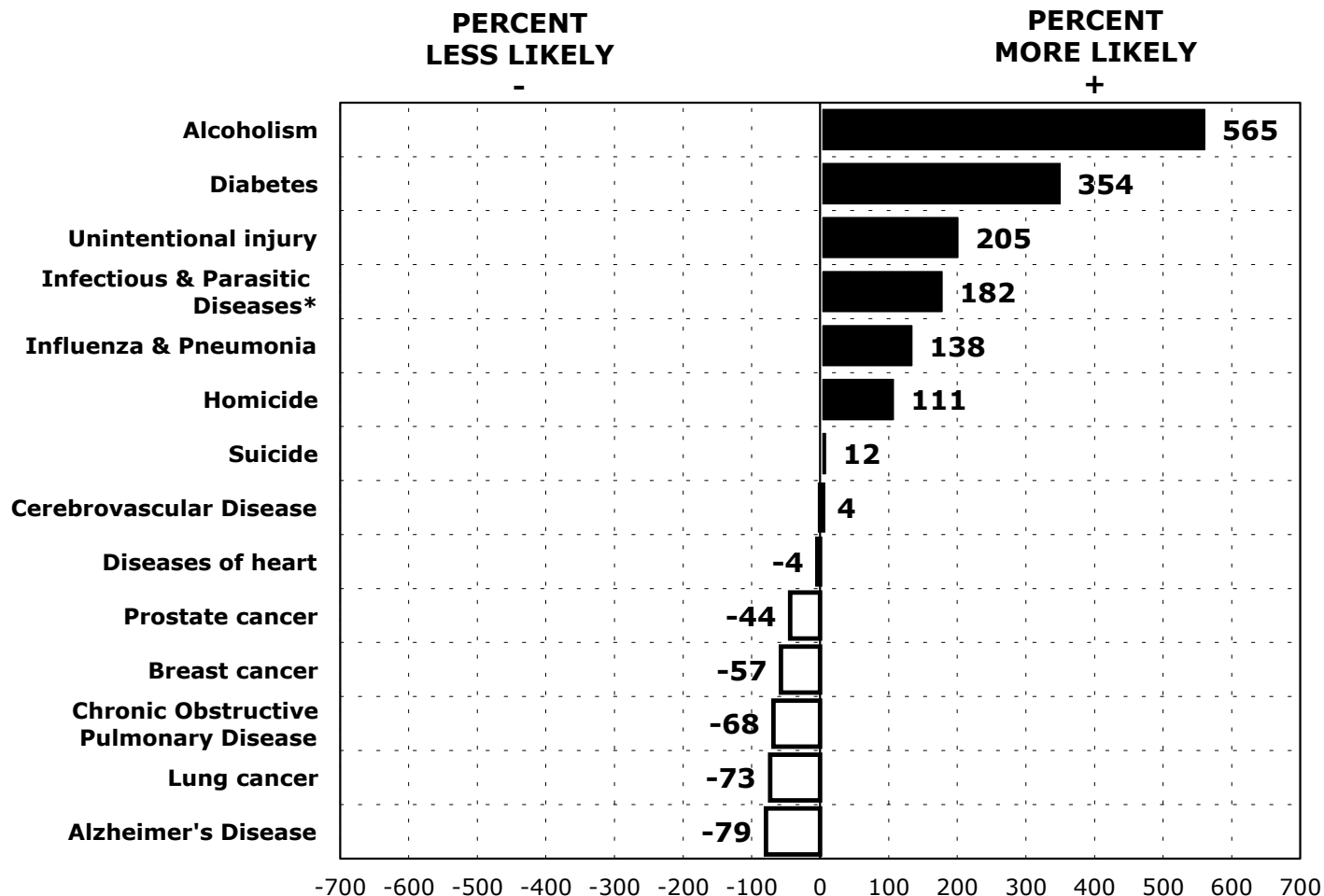
II.

AN OVERVIEW OF SELECTED HEALTH PROBLEMS AND HEALTH RISKS AMONG AMERICAN INDIANS AND ALL RESIDENTS OF ARIZONA IN 1998

2.1

Causes from Which American Indians Were More Likely (+) or Less Likely (-) to Die Relative to All Arizona Residents in 1998

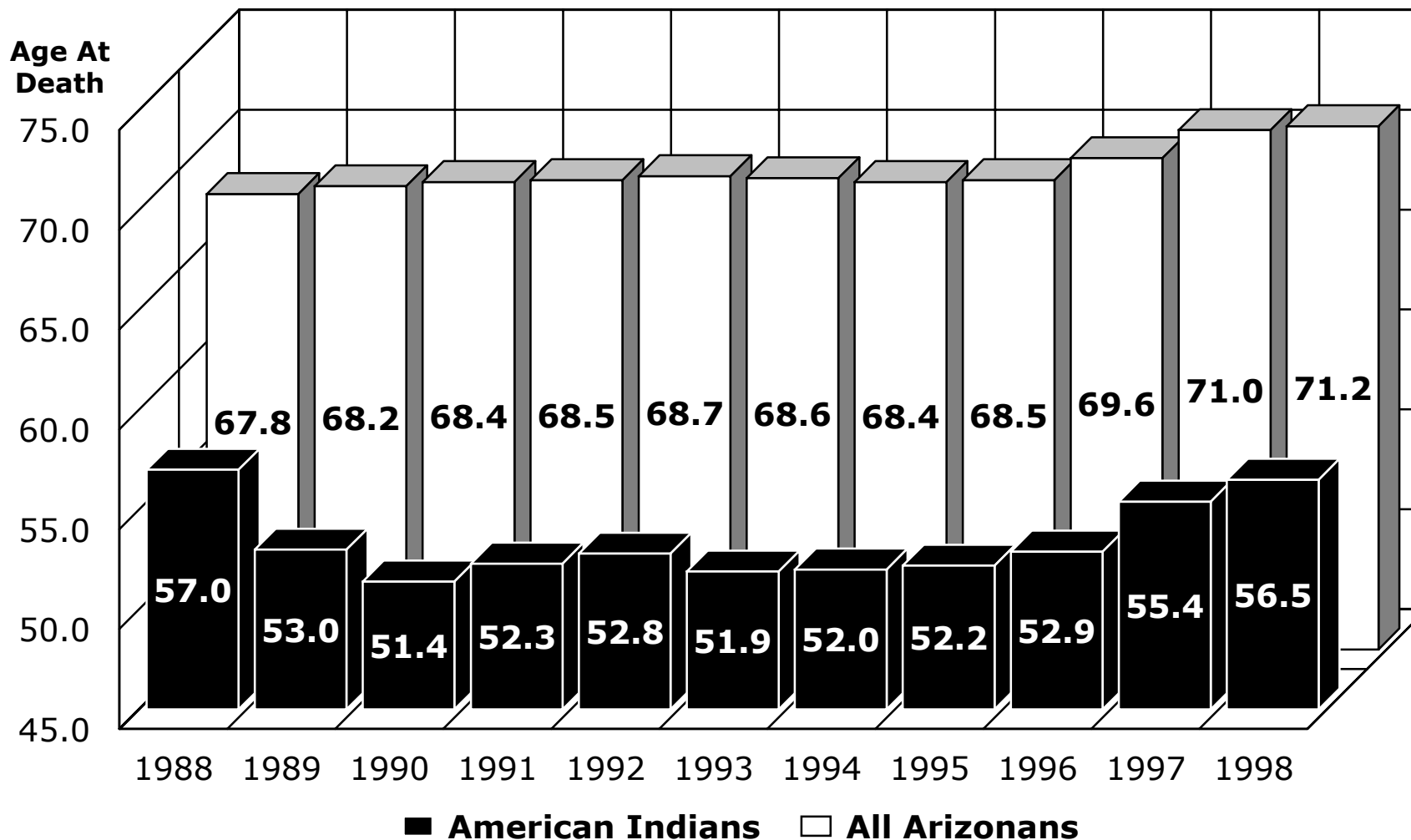
PERCENTAGE DIFFERENCE IN AGE-ADJUSTED MORTALITY RATES FOR 1998



*Excluding HIV infection

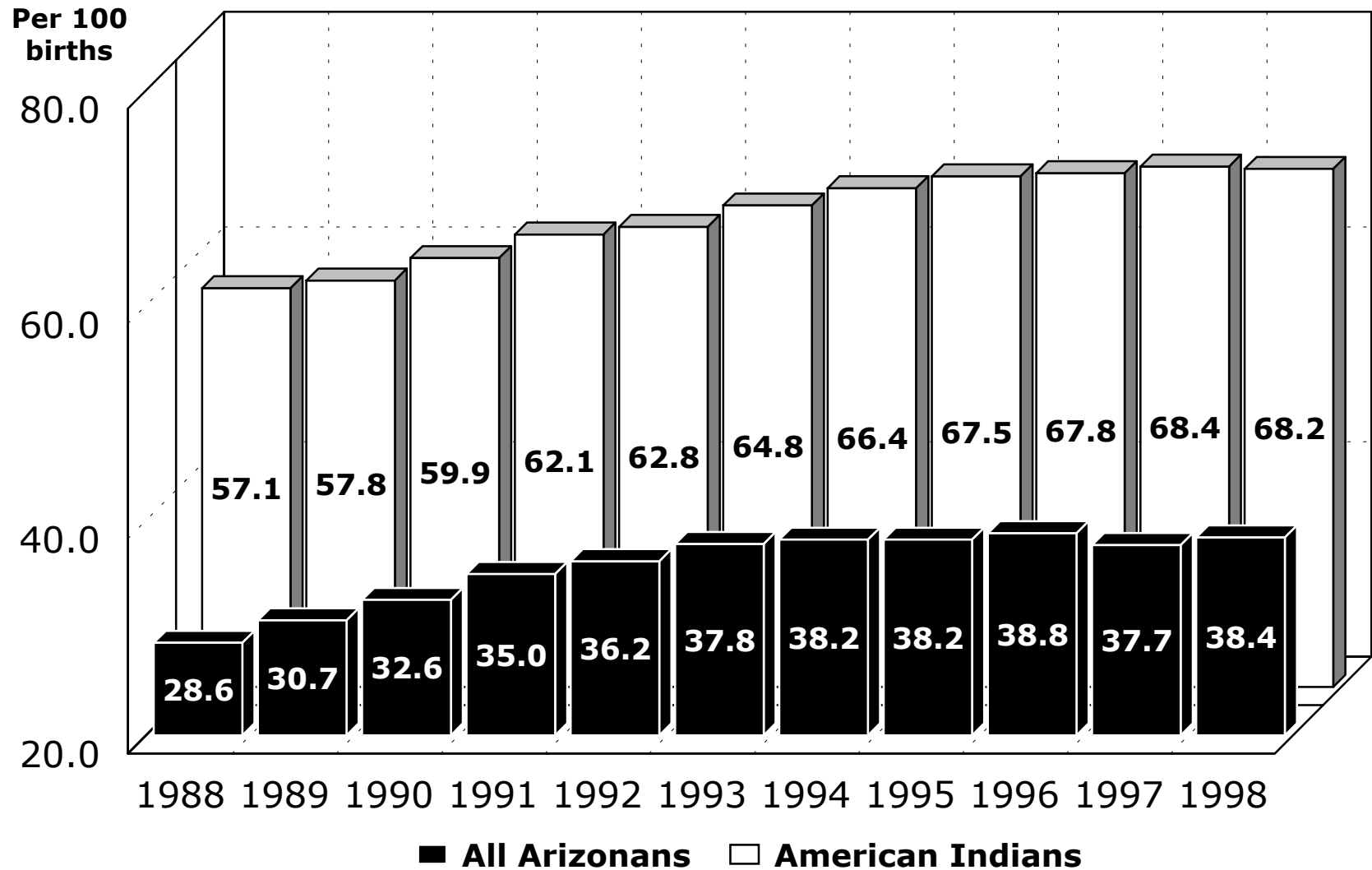
Source: Table 2B-5 in Arizona Health Status and Vital Statistics 1998

2.2 Average Age At Death From All Causes Among American Indians and All Arizona Residents



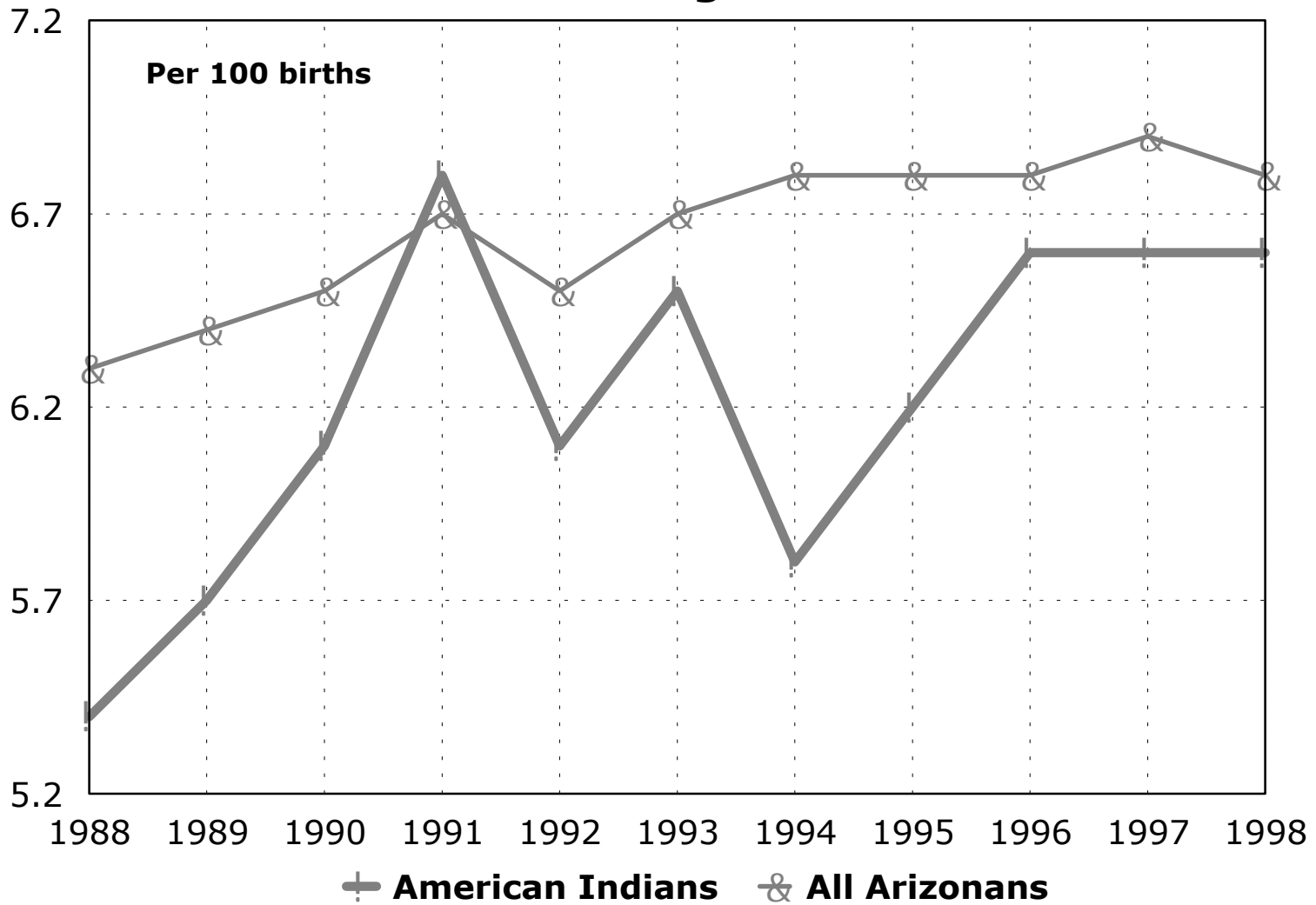
Source: Table 2D-1 in Arizona Health Status and Vital Statistics 1998

2.3 Nonmarital Births



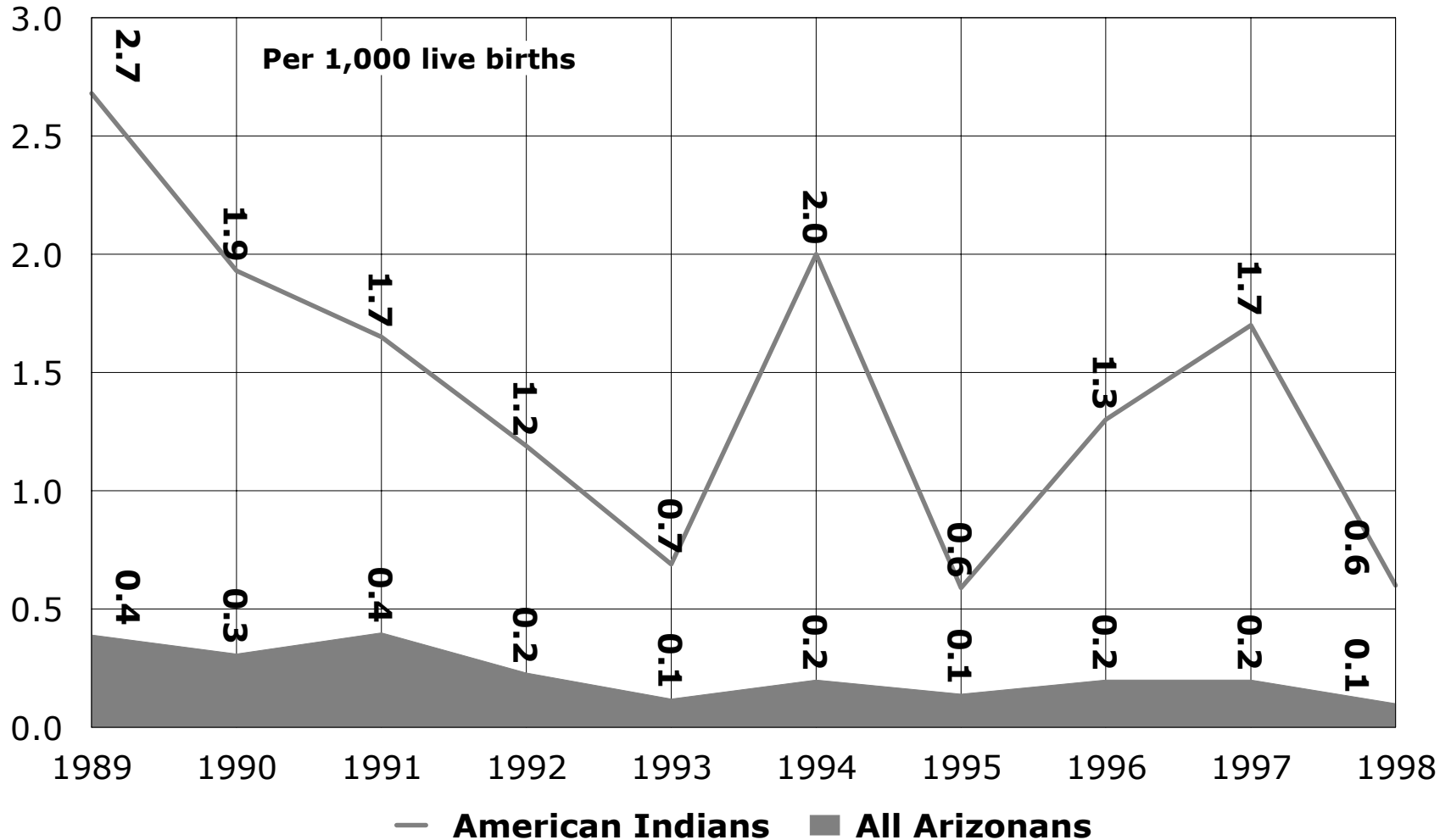
Source: *Table 1B-2 and Table 1B-14 in Arizona Health Status and Vital Statistics 1998*

2.4 Low-Birthweight Births



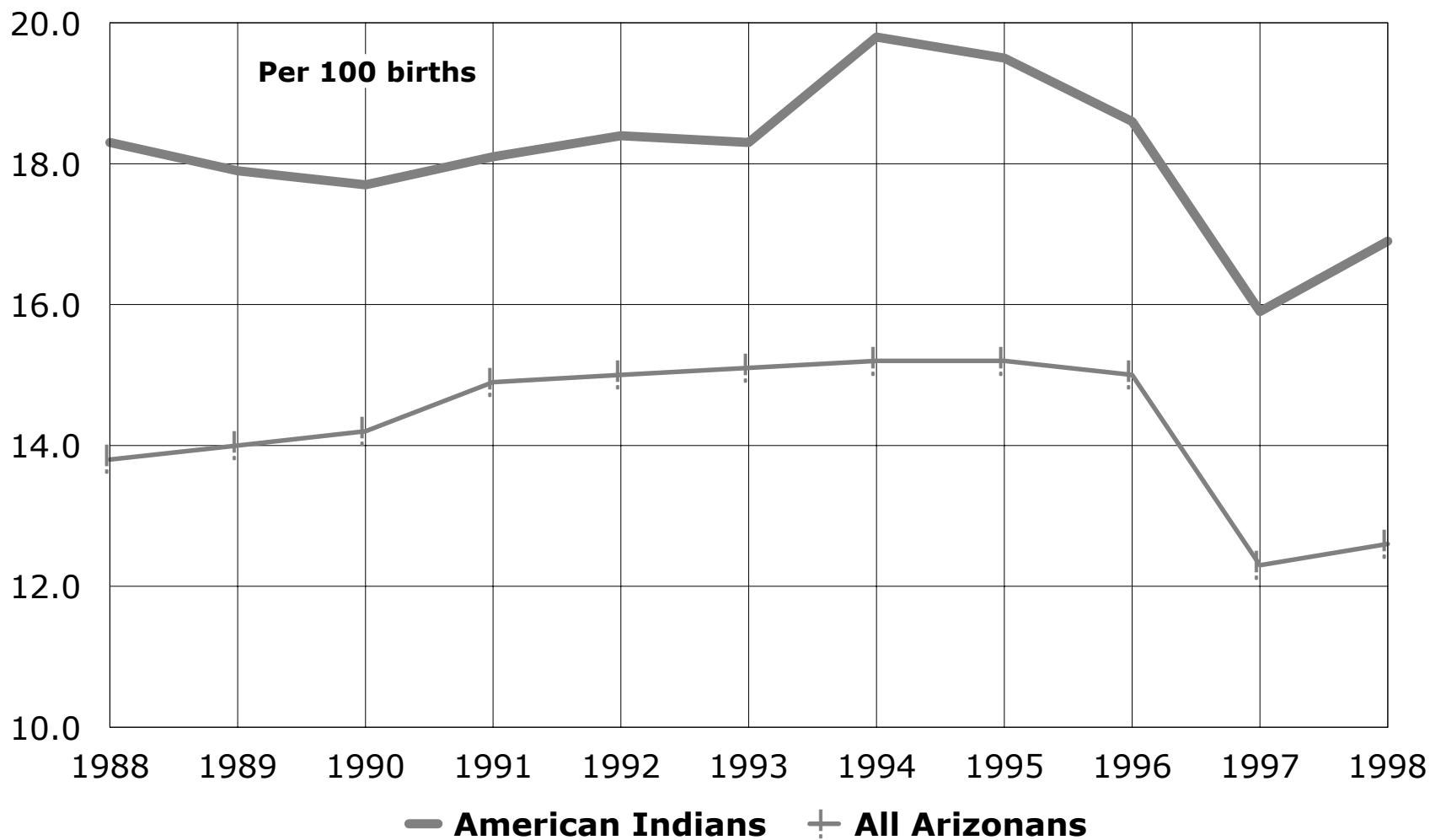
Source: Table 1B-2 and Table 1B-14 in Arizona Health Status and Vital Statistics 1998

2.5 The Incidence of Fetal Alcohol Syndrome



Source: Table 1B-26 in Arizona Health Status and Vital Statistics 1998

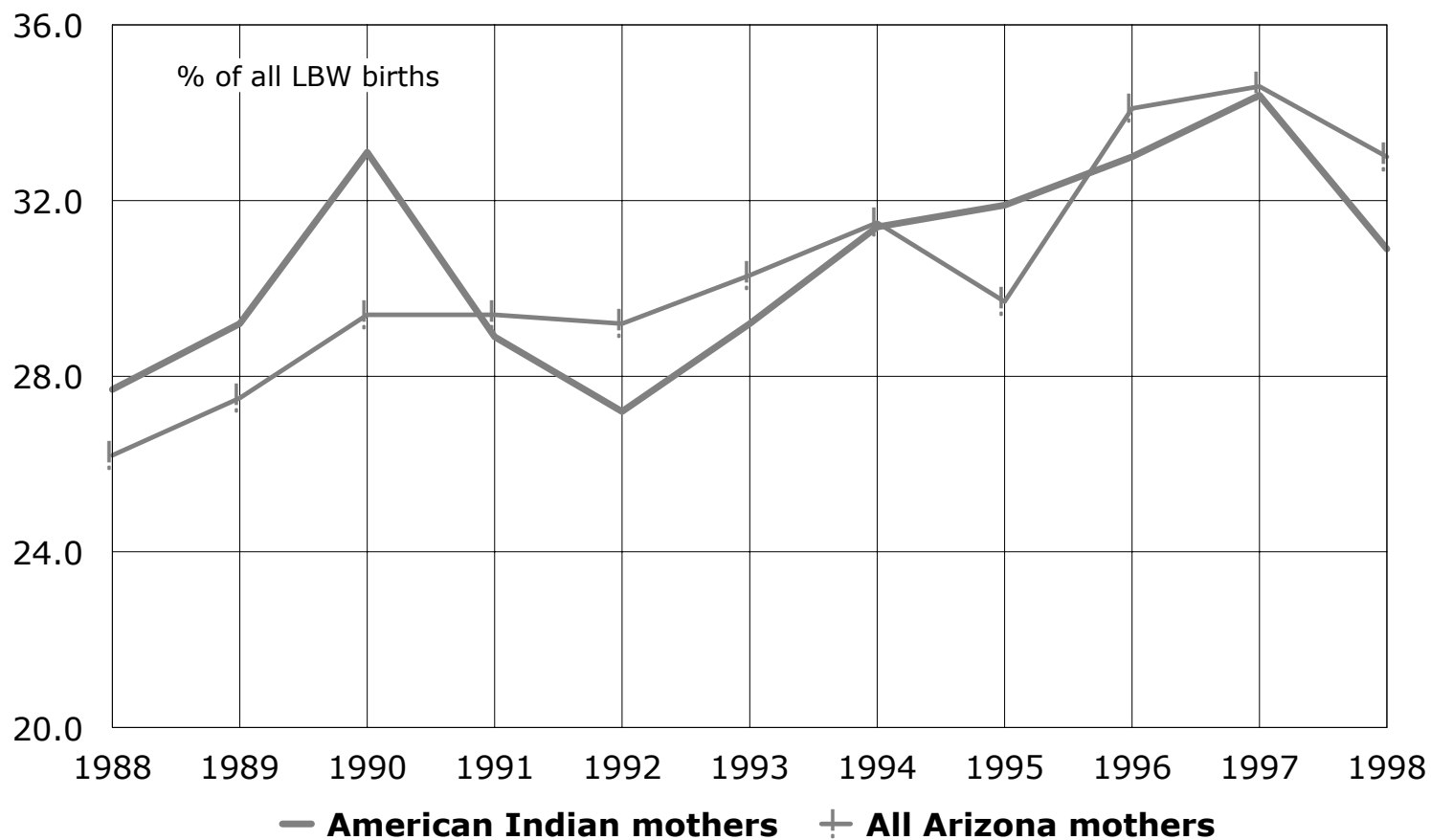
2.6 Births to Teenage Mothers*



*19 or younger

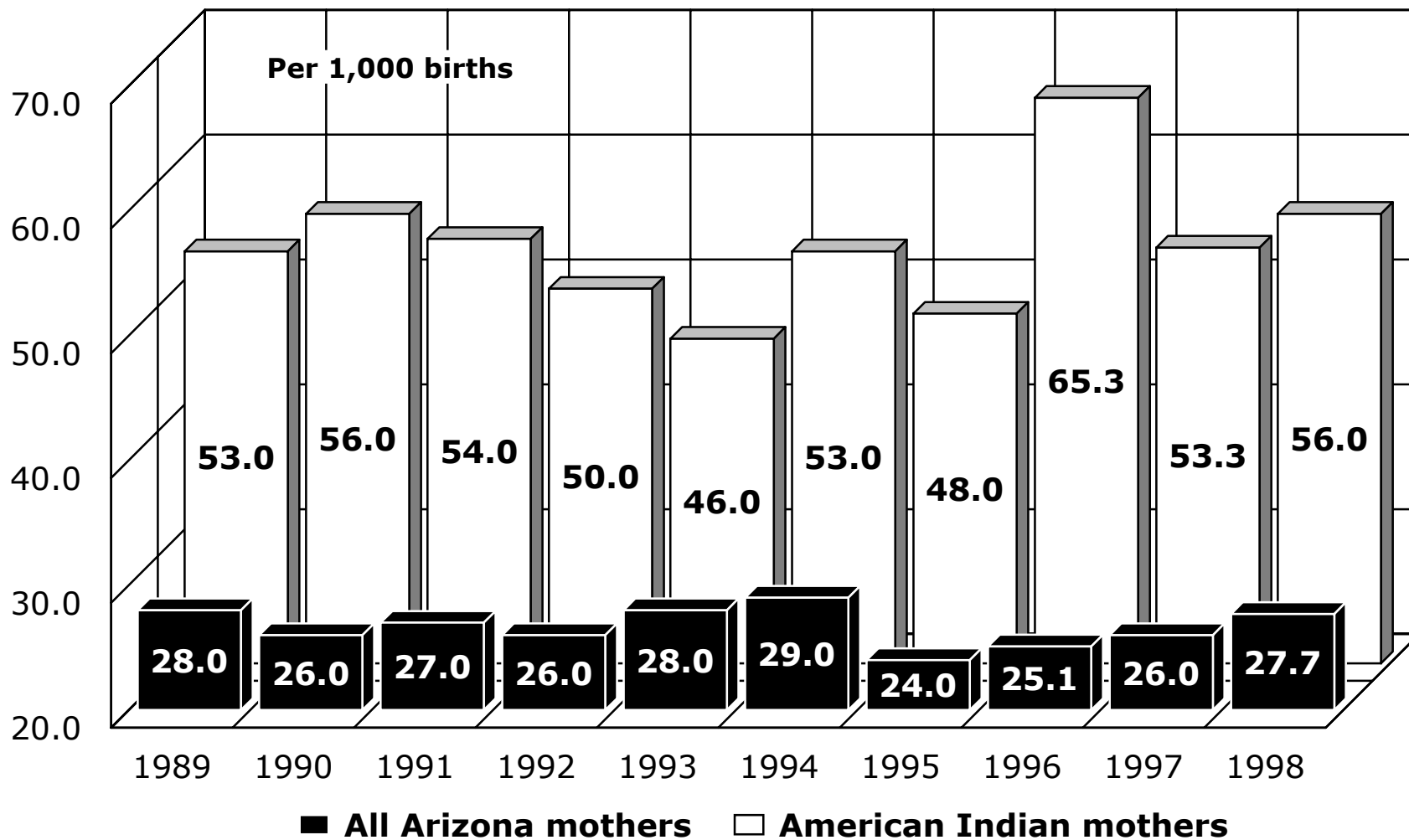
Source: Tables 1B-2 and 1B-14 in Arizona Health Status and Vital Statistics 1998

2.7 Low-Birthweight Births to Mothers 30 Years or Older as a Percentage of All Low-Birthweight Births



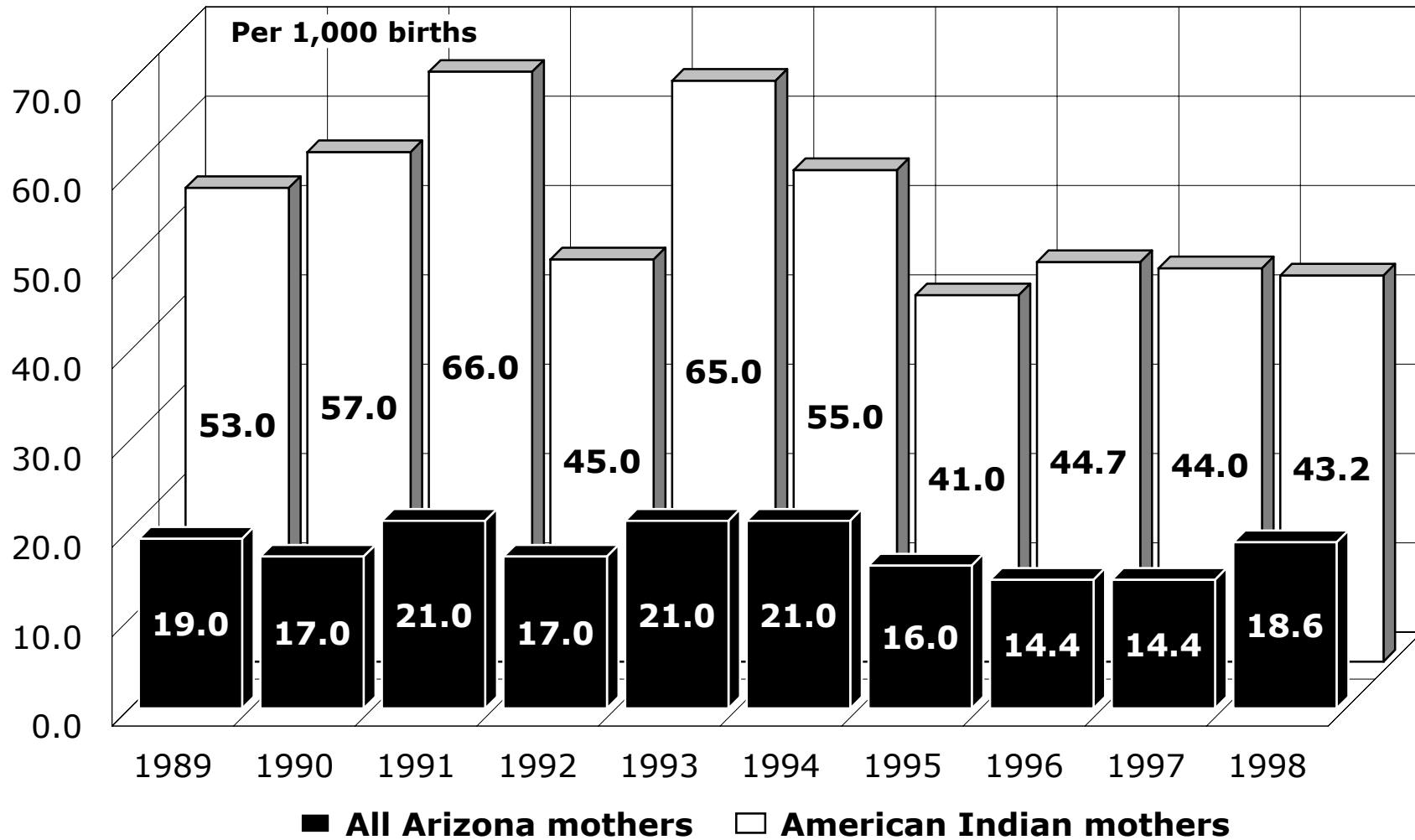
Source: Tables 1B-3 and 1B-15 in Arizona Health Status and Vital Statistics 1998

2.8 The Incidence of Pregnancy Associated Hypertension



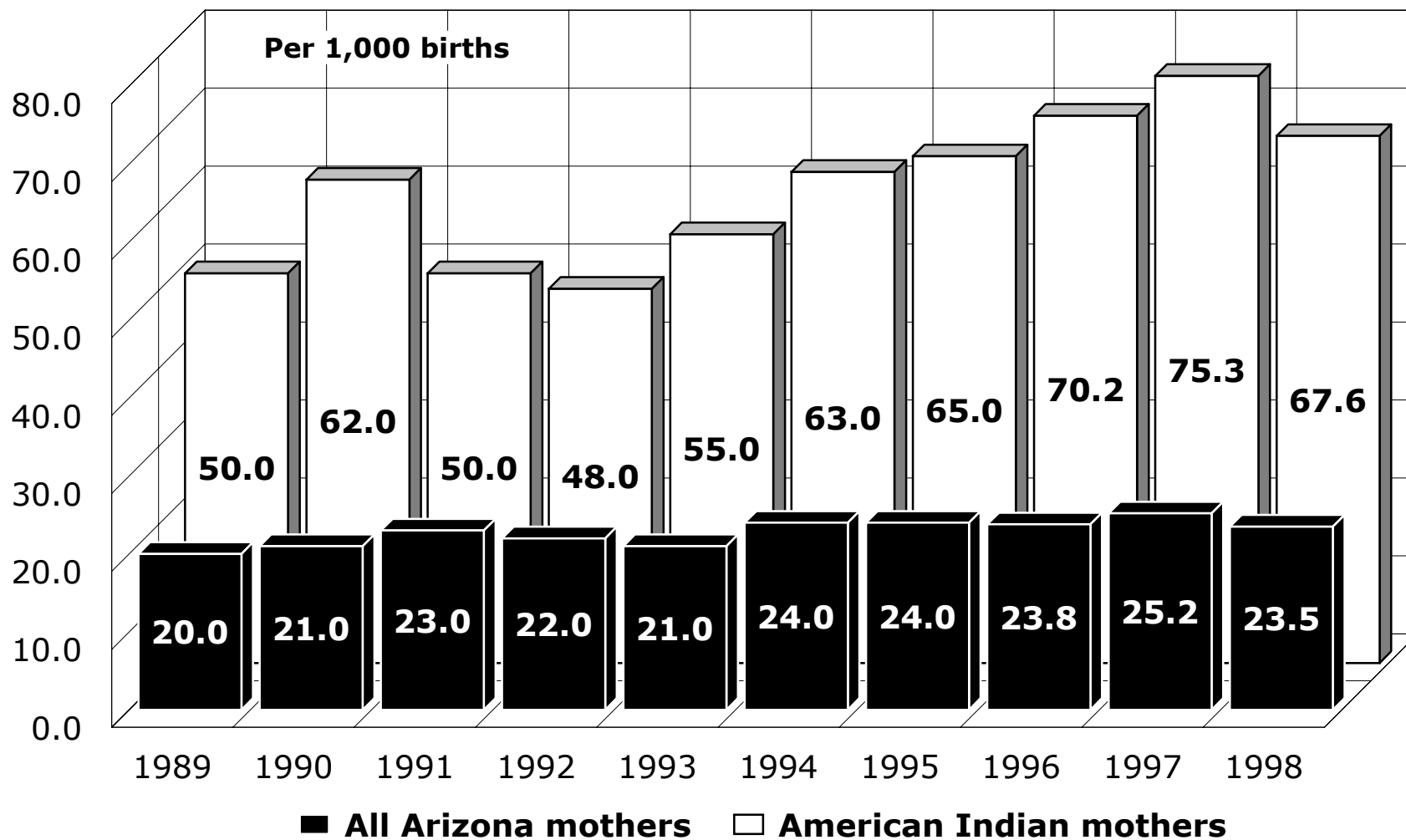
Source: Table 1B-26 in Arizona Health Status and Vital Statistics 1998

2.9 The Incidence of Anemia During Pregnancy




Source: Table 1B-26 in Arizona Health Status and Vital Statistics 1998

2.10 The Incidence of Diabetes During Pregnancy




Source: *Table 1B-26 in Arizona Health Status and Vital Statistics 1998*



III.

CHARACTERISTICS OF AMERICAN INDIAN NEWBORNS AND MOTHERS GIVING BIRTH BY PLACE OF RESIDENCE IN ARIZONA IN 1998

**Note: The data in Tables 3.1 – 3.19 are by self-reported (and not validated) place of mother’s residence.
Certain tribal communities may not be present (or, may be underrepresented) in the tabulated data.**



SOCIODEMOGRAPHIC CHARACTERISTICS

**3.1
MATERNAL AGE (1998 STATUS)**

		TOTAL	AGE GROUP OF MOTHER								
			<15	15-17	18-19	20-24	25-29	30-34	35-39	40-44	45+
ALL AMERICAN INDIANS		5460	16	326	583	1677	1282	903	527	140	6
Resided on reservation	COCOPAH	1	0	0	0	1	0	0	0	0	0
	COLORADO RIVER	27	0	2	4	16	2	3	0	0	0
	FORT APACHE	260	2	25	39	60	55	50	25	4	0
	FORT McDOWELL	1	0	0	0	0	0	0	0	1	0
	GILA RIVER	143	0	8	17	49	37	20	10	2	0
	HAVASUPAI	7	0	0	0	2	4	1	0	0	0
	HOPI	104	0	4	11	36	23	17	11	2	0
	HUALAPAI	30	0	2	5	9	2	5	4	3	0
	NAVAJO	1762	1	75	150	512	403	339	211	67	4
	SAN CARLOS	202	2	18	26	45	42	35	29	4	1
	SAN XAVIER	2	0	0	1	1	0	0	0	0	0
	TOHONO O'ODHAM	129	2	11	22	36	25	17	14	2	0
TOTAL		2668	7	145	275	767	593	487	304	85	5
Resided off reservation	---in Maricopa County	1438	6	93	156	470	364	226	97	26	0
	---in Pima County	369	0	22	45	136	95	38	26	7	0
	---in Coconino County	322	0	20	32	112	71	45	37	5	0
	---elsewhere in Arizona	663	3	46	75	192	159	107	63	17	1
	TOTAL		2792	9	181	308	910	689	416	223	55

3.2
EDUCATIONAL ATTAINMENT OF MOTHER (1998 STATUS)

		TOTAL	MOTHER'S EDUCATION						UNKNOWN
			< 8	8	9-11	12	13-16	17+	
ALL AMERICAN INDIANS		5460	77	177	1638	2099	1291	66	112
Resided on reservation	COCOPAH	1	0	0	1	0	0	0	0
	COLORADO RIVER	27	2	0	10	12	3	0	0
	FORT APACHE	260	10	11	104	86	44	3	2
	FORT McDOWELL	1	0	0	1	0	0	0	0
	GILA RIVER	143	0	16	63	50	14	0	0
	HAVASUPAI	7	0	0	2	4	1	0	0
	HOPI	104	0	0	25	52	24	2	1
	HUALAPAI	30	0	0	10	16	3	0	1
	NAVAJO	1762	23	34	463	724	433	16	69
	SAN CARLOS	202	2	3	81	73	35	1	7
	SAN XAVIER	2	0	0	1	1	0	0	0
	TOHONO O'ODHAM	129	4	7	49	46	21	1	1
TOTAL		2668	41	71	810	1064	578	23	81
Resided off reservation	---in Maricopa County	1438	23	60	409	509	395	26	16
	---in Pima County	369	4	16	134	127	78	6	4
	---in Coconino County	322	4	4	66	132	106	9	1
	---elsewhere in Arizona	663	5	26	219	267	134	2	10
	TOTAL	2792	36	106	828	1035	713	43	31

**3.3
MARITAL STATUS OF MOTHER (1998 STATUS)**

		TOTAL	MARITAL STATUS		
			Unmarried	Married	Unknown
ALL AMERICAN INDIANS		5460	3725	1723	12
Resided on reservation	COCOPAH	1	1	0	0
	COLORADO RIVER	27	15	4	8
	FORT APACHE	260	156	104	0
	FORT McDOWELL	1	1	0	0
	GILA RIVER	143	120	23	0
	HAVASUPAI	7	6	1	0
	HOPI	104	85	19	0
	HUALAPAI	30	21	9	0
	NAVAJO	1762	1210	550	2
	SAN CARLOS	202	136	66	0
	SAN XAVIER	2	2	0	0
	TOHONO O'ODHAM	129	109	20	0
TOTAL		2668	1862	796	10
Resided off reservation	---in Maricopa County	1438	971	467	0
	---in Pima County	369	263	106	0
	---in Coconino County	322	204	118	0
	---elsewhere in Arizona	663	425	236	2
	TOTAL	2792	1863	927	2

3.4
RACE/ETHNICITY OF FATHER (1998 STATUS)


		TOTAL	ETHNICITY OF FATHER					
			Non-Hispanic White	Hispanic	Black	American Indian	Asian	Unknown
ALL AMERICAN INDIANS		5460	278	335	60	2748	81	1958
Resided on reservation	COCOPAH	1	0	0	0	0	0	1
	COLORADO RIVER	27	2	3	0	12	0	10
	FORT APACHE	260	1	2	1	189	0	67
	FORT McDOWELL	1	0	0	0	0	0	1
	GILA RIVER	143	1	7	0	42	0	93
	HAVASUPAI	7	0	0	0	3	0	4
	HOPI	104	0	0	1	71	0	32
	HUALAPAI	30	0	1	0	17	3	9
	NAVAJO	1762	16	9	5	1145	21	566
	SAN CARLOS	202	2	2	0	123	3	72
	SAN XAVIER	2	0	0	0	2	0	0
	TOHONO O'ODHAM	129	2	1	0	45	4	77
TOTAL		2668	24	25	7	1649	31	932
Resided off reservation	---in Maricopa County	1438	139	192	37	486	34	550
	---in Pima County	369	35	50	7	131	6	140
	---in Coconino County	322	12	14	4	195	1	96
	---elsewhere in Arizona	663	68	54	5	287	9	240
	TOTAL	2792	254	310	53	1099	50	1026

**3.5
AGE OF FATHER (1998 STATUS)**

		TOTAL	AGE GROUP OF FATHER									
			<15	15-17	18-19	20-24	25-29	30-34	35-39	40-44	45+	UNKNOWN
ALL AMERICAN INDIANS		3609	1	55	191	942	936	719	442	217	102	4
Resided on reservation	COLORADO RIVER	17	0	0	3	6	1	5	2	0	0	0
	FORT APACHE	197	1	8	12	45	48	37	29	14	3	0
	GILA RIVER	62	0	0	8	23	14	10	6	1	0	0
	HAVASUPAI	4	0	0	0	3	1	0	0	0	0	0
	HOPI	73	0	2	0	28	23	8	5	5	2	0
	HUALAPAI	18	0	0	3	6	1	2	1	5	0	0
	NAVAJO	1223	0	13	47	284	290	261	184	94	49	1
	SAN CARLOS	133	0	5	15	27	28	20	19	13	6	0
	SAN XAVIER	2	0	0	0	1	1	0	0	0	0	0
	TOHONO O'ODHAM	54	0	3	3	16	16	8	5	3	0	0
TOTAL		1783	1	31	91	439	423	351	251	135	60	1
Resided off reservation	---in Maricopa County	919	0	10	48	251	278	180	95	35	19	3
	---in Pima County	237	0	6	14	86	59	39	21	5	7	0
	---in Coconino County	234	0	2	12	68	63	39	30	16	4	0
	---elsewhere in Arizona	436	0	6	26	98	113	110	45	26	12	0
	TOTAL		1826	0	24	100	503	513	368	191	82	42

3.6
SOURCE OF PAYMENT FOR LABOR AND DELIVERY (1998 STATUS)

		TOTAL	PAYEE FOR BIRTH				
			AHCCCS	IHS	PRIVATE INSUR.	SELF	UNKNOWN
ALL AMERICAN INDIANS		5460	2837	1362	804	61	396
Resided on reservation	COCOPAH	1	0	0	0	1	0
	COLORADO RIVER	27	10	1	0	0	16
	FORT APACHE	260	114	120	10	3	13
	FORT McDOWELL	1	0	1	0	0	0
	GILA RIVER	143	93	10	36	0	4
	HAVASUPAI	7	6	0	0	1	0
	HOPI	104	20	76	1	1	6
	HUALAPAI	30	18	2	6	3	1
	NAVAJO	1762	840	601	115	2	204
	SAN CARLOS	202	37	150	11	2	2
	SAN XAVIER	2	0	1	1	0	0
	TOHONO O'ODHAM	129	76	20	29	1	3
TOTAL		2668	1214	982	209	14	249
Resided off reservation	---in Maricopa County	1438	859	144	339	30	66
	---in Pima County	369	167	75	110	8	9
	---in Coconino County	322	209	48	51	1	13
	---elsewhere in Arizona	663	388	113	95	8	59
	TOTAL		2792	1623	380	595	47



MATERNAL LIFESTYLE AND HEALTH CHARACTERISTICS

3.7
MATERNAL WEIGHT GAIN DURING PREGNANCY (1998 STATUS)


		TOTAL	WEIGHT GAIN				Unknown
			None	1-10 Pounds	11-20 Pounds	21 or more	
ALL AMERICAN INDIANS		5460	74	335	1030	3178	843
Resided on reservation	COCOPAH	1	0	0	1	0	0
	COLORADO RIVER	27	0	0	0	9	18
	FORT APACHE	260	5	21	37	116	81
	FORT McDOWELL	1	0	0	0	0	1
	GILA RIVER	143	2	11	40	72	18
	HAVASUPAI	7	0	0	3	4	0
	HOPI	104	1	5	19	47	32
	HUALAPAI	30	0	4	8	16	2
	NAVAJO	1762	27	149	406	872	308
	SAN CARLOS	202	2	17	34	103	46
	SAN XAVIER	2	0	1	0	1	0
	TOHONO O'ODHAM	129	3	11	32	64	19
TOTAL		2668	40	219	580	1304	525
Resided off reservation	---in Maricopa County	1438	20	62	235	984	137
	---in Pima County	369	2	18	68	232	49
	---in Coconino County	322	3	7	35	261	16
	---elsewhere in Arizona	663	9	29	112	397	116
	TOTAL	2792	34	116	450	1874	318

**3.8
MEDICAL RISK FACTORS OF PREGNANCY (1998 STATUS)**

		TOTAL	MEDICAL RISK FACTORS														
			Anemia	Cardiac Disease	Lung Disease	Diabetes	Genital Herpes	Hydramnios	Chronic Hypertension	Pregnancy Associated Hypertension	Eclampsia	Previous Infant 4000+g	Previous SGA Infant	Renal Disease	RH Sensitization	Uterine Bleeding	Other
ALL AMERICAN INDIANS		2140	236	5	11	369	17	109	47	306	96	42	32	15	1	22	1299
Resided on reservation	COLORADO RIVER	8	2	0	0	1	0	0	0	0	1	0	0	1	0	0	5
	FORT APACHE	145	19	3	3	25	1	1	1	21	5	0	1	0	0	0	94
	FORT McDOWELL	1	0	0	0	1	0	0	0	0	1	0	0	0	0	0	0
	GILA RIVER	45	6	0	0	13	0	2	1	3	1	0	0	0	0	2	26
	HAVASUPAI	5	0	0	0	3	0	0	0	1	1	0	0	0	0	0	3
	HOPI	36	3	0	0	4	0	2	0	7	3	0	2	0	0	2	16
	HUALAPAI	4	0	0	0	1	0	0	0	1	0	0	1	0	0	0	1
	NAVAJO	617	72	0	5	120	7	67	22	89	18	31	18	9	0	7	270
	SAN CARLOS	98	7	0	0	25	0	1	3	28	10	0	3	0	0	2	43
	SAN XAVIER	1	0	0	0	0	0	0	0	0	0	0	0	0	0	0	1
	TOHONO O'ODHAM	37	4	0	0	6	0	0	2	5	0	0	0	0	0	0	28
TOTAL		997	113	3	8	199	8	73	29	155	40	31	25	10	0	13	487
Resided off reservation	---in Maricopa County	696	103	2	1	105	7	20	9	54	36	6	1	4	0	6	542
	---in Pima County	130	4	0	0	15	1	1	2	10	2	0	0	0	1	0	109
	---in Coconino County	120	8	0	0	13	0	10	0	28	6	0	3	0	0	3	66
	---elsewhere in Arizona	197	8	0	2	37	1	5	7	59	12	5	3	1	0	0	95
	TOTAL		1143	123	2	3	170	9	36	18	151	56	11	7	5	1	9

**3.9
SUBSTANCE USE DURING PREGNANCY (1998 STATUS)**

		TOTAL	SUBSTANCE USE DURING PREGNANCY			
			Drinker, nonsmoker	Smoker, nondrinker	Smoker and drinker	Nonsmoker and nondrinker
ALL AMERICAN INDIANS		5460	75	144	59	5182
Resided on reservation	COCOPAH	1	0	1	0	0
	COLORADO RIVER	27	0	0	0	27
	FORT APACHE	260	16	5	11	228
	FORT McDOWELL	1	0	0	0	1
	GILA RIVER	143	4	2	1	136
	HAVASUPAI	7	0	0	1	6
	HOPI	104	2	1	1	100
	HUALAPAI	30	1	1	1	27
	NAVAJO	1762	22	24	11	1705
	SAN CARLOS	202	3	5	5	189
	SAN XAVIER	2	0	0	0	2
	TOHONO O'ODHAM	129	2	2	0	125
	TOTAL		2668	50	41	31
Resided off reservation	---in Maricopa County	1438	14	62	15	1347
	---in Pima County	369	0	13	2	354
	---in Coconino County	322	0	3	0	319
	---elsewhere in Arizona	663	11	25	11	616
	TOTAL		2792	25	103	28



UTILIZATION OF MEDICAL SERVICES

3.10
TRIMESTER OF PREGNANCY PRENATAL CARE BEGAN (1998 STATUS)

		TOTAL	PRENATAL CARE				
			No Care	1st trimester	2nd trimester	3rd trimester	Unknown
ALL AMERICAN INDIANS		5460	127	3342	1394	480	117
Resided on reservation	COCOPAH	1	0	0	1	0	0
	COLORADO RIVER	27	0	15	9	2	1
	FORT APACHE	260	12	138	63	37	10
	FORT McDOWELL	1	0	0	0	1	0
	GILA RIVER	143	3	103	29	7	1
	HAVASUPAI	7	1	4	1	1	0
	HOPI	104	4	58	25	13	4
	HUALAPAI	30	1	14	5	6	4
	NAVAJO	1762	50	1061	458	165	28
	SAN CARLOS	202	6	108	60	18	10
	SAN XAVIER	2	0	1	1	0	0
	TOHONO O'ODHAM	129	3	70	40	14	2
TOTAL		2668	80	1572	692	264	60
Resided off reservation	---in Maricopa County	1438	22	873	404	106	33
	---in Pima County	369	5	268	67	22	7
	---in Coconino County	322	9	236	51	23	3
	---elsewhere in Arizona	663	11	393	180	65	14
	TOTAL	2792	47	1770	702	216	57

3.11
NUMBER OF PRENATAL VISITS (1998 STATUS)

		TOTAL	NUMBER OF PRENATAL VISITS					UNKNOWN
			No visits	1-4 visits	5-8 visits	9-12 visits	13+ visits	
ALL AMERICAN INDIANS		5460	127	600	1396	2162	1016	159
Resided on reservation	COCOPAH	1	0	1	0	0	0	0
	COLORADO RIVER	27	0	7	10	6	3	1
	FORT APACHE	260	12	55	72	78	23	20
	FORT McDOWELL	1	0	0	0	0	0	1
	GILA RIVER	143	3	7	21	78	29	5
	HAVASUPAI	7	1	1	2	2	1	0
	HOPI	104	4	12	32	36	19	1
	HUALAPAI	30	1	11	12	1	2	3
	NAVAJO	1762	50	207	517	636	330	22
	SAN CARLOS	202	6	33	64	53	33	13
	SAN XAVIER	2	0	0	1	0	1	0
	TOHONO O'ODHAM	129	3	20	18	52	33	3
TOTAL		2668	80	354	749	942	474	69
Resided off reservation	---in Maricopa County	1438	22	116	306	675	259	60
	---in Pima County	369	5	24	78	143	107	12
	---in Coconino County	322	9	24	56	159	72	2
	---elsewhere in Arizona	663	11	82	207	243	104	16
	TOTAL	2792	47	246	647	1220	542	90

**3.12
OBSTETRIC PROCEDURES (1998 STATUS)**

		TOTAL	OBSTETRIC PROCEDURES*						
			Amnio- centesis	Electronic Fetal Monitoring	Induction of Labor	Stimulation of Labor	Tocolysis	Ultrasound	Other
ALL AMERICAN INDIANS		5115	53	4422	1103	561	86	3635	494
Resided on reservation	COCOPAH	1	0	1	0	0	0	1	0
	COLORADO RIVER	27	0	9	2	2	0	6	18
	FORT APACHE	242	1	213	45	28	8	196	18
	FORT McDOWELL	1	0	1	0	0	0	1	0
	GILA RIVER	139	3	135	24	7	0	132	68
	HAVASUPAI	7	0	7	2	1	0	3	0
	HOPI	86	0	86	23	9	1	47	1
	HUALAPAI	28	0	28	2	1	0	16	0
	NAVAJO	1610	20	1518	316	158	19	998	29
	SAN CARLOS	188	6	133	42	28	6	161	38
	SAN XAVIER	2	0	2	2	0	0	2	0
	TOHONO O'ODHAM	124	0	76	17	5	0	110	1
TOTAL		2455	30	2209	475	239	34	1673	173
Resided off reservation	---in Maricopa County	1373	19	1115	347	137	39	1148	234
	---in Pima County	363	2	272	79	55	0	282	17
	---in Coconino County	313	0	302	75	39	4	127	1
	---elsewhere in Arizona	611	2	524	127	91	9	405	69
	TOTAL	2660	23	2213	628	322	52	1962	321

* More than one may be reported on a birth certificate.

**3.13
COMPLICATIONS OF LABOR AND DELIVERY (1998 STATUS)**

		TOTAL	COMPLICATIONS OF LABOR AND DELIVERY*															
			Febrile	Meconium	Rupture of Membrane	Abruptio Placenta	Placenta Previa	Other Bleeding	Seizures	Precipitous Labor	Prolonged Labor	Dysfunctional Labor	Breech Malpresentation	Cephalopelvic Disp.	Cord Prolapse	Anesthetic Complic.	Fetal Distress	Other
ALL AMERICAN INDIANS		1933	50	313	223	25	19	87	2	67	80	102	177	34	8	3	110	1049
Resided on reservation	COLORADO RIVER	9	0	1	0	0	0	0	0	1	0	0	0	0	0	0	0	8
	FORT APACHE	118	0	10	4	1	0	17	1	2	2	1	7	1	0	0	5	82
	GILA RIVER	29	0	0	0	1	2	0	0	0	1	0	8	1	0	0	1	18
	HAVASUPAI	3	0	1	0	0	0	1	0	0	0	0	0	0	0	0	0	1
	HOPI	40	0	11	5	0	1	1	0	3	4	1	1	0	0	0	4	11
	HUALAPAI	6	0	0	2	0	0	0	0	0	0	0	4	0	0	0	0	1
	NAVAJO	565	21	94	115	8	5	44	1	41	39	77	55	10	3	1	29	157
	SAN CARLOS	68	0	8	2	2	1	5	0	0	4	3	6	2	2	1	12	34
	SAN XAVIER	1	0	0	1	0	0	0	0	0	0	0	0	0	0	0	0	1
	TOHONO O'ODHAM	26	1	4	2	1	0	0	0	0	1	0	1	0	0	0	3	16
	TOTAL	865	22	129	131	13	9	68	2	47	51	82	82	14	5	2	54	329
Resided off reservation	---in Maricopa County	621	9	115	59	4	5	2	0	6	13	4	49	10	2	1	25	470
	---in Pima County	106	5	14	5	1	2	0	0	3	1	2	12	3	0	0	8	64
	---in Coconino County	106	7	16	9	2	0	7	0	4	8	6	14	2	1	0	3	58
	---elsewhere in Arizona	235	7	39	19	5	3	10	0	7	7	8	20	5	0	0	20	128
		TOTAL	1068	28	184	92	12	10	19	0	20	29	20	95	20	3	1	56

* More than one may be reported on a birth certificate.

**3.14
METHOD OF DELIVERY (1998 STATUS)**

		TOTAL	METHOD OF DELIVERY*					
			Vaginal	Vaginal after C-section	Primary C-Section	Repeat C-Section	Forceps	Vacuum
ALL AMERICAN INDIANS		5460	4494	208	488	270	68	135
Resided on reservation	COCOPAH	1	1	0	0	0	0	0
	COLORADO RIVER	27	11	2	11	3	0	0
	FORT APACHE	260	207	14	25	14	10	8
	FORT McDOWELL	1	0	0	0	1	0	0
	GILA RIVER	143	113	4	18	8	0	3
	HAVASUPAI	7	7	0	0	0	0	0
	HOPI	104	92	6	3	3	1	2
	HUALAPAI	30	21	1	4	4	1	2
	NAVAJO	1762	1484	84	128	66	8	15
	SAN CARLOS	202	143	8	26	25	5	9
	SAN XAVIER	2	1	0	1	0	0	0
	TOHONO O'ODHAM	129	107	3	14	5	0	2
TOTAL		2668	2187	122	230	129	25	41
Resided off reservation	---in Maricopa County	1438	1204	47	123	64	26	55
	---in Pima County	369	295	6	40	28	5	17
	---in Coconino County	322	273	10	28	11	4	8
	---elsewhere in Arizona	663	535	23	67	38	8	14
	TOTAL		2792	2307	86	258	141	43

* More than one may be reported on a birth certificate.

**3.15
ATTENDANT AT BIRTH (1998 STATUS)**

		TOTAL	ATTENDANT						
			M.D.	C.N.M.	Hospital admin.	Midwife	D.O.	Other	Unknown
ALL AMERICAN INDIANS		5460	3051	2027	1	6	278	95	2
Resided on reservation	COCOPAH	1	1	0	0	0	0	0	0
	COLORADO RIVER	27	26	1	0	0	0	0	0
	FORT APACHE	260	202	14	0	0	43	1	0
	FORT McDOWELL	1	1	0	0	0	0	0	0
	GILA RIVER	143	94	10	0	1	38	0	0
	HAVASUPAI	7	5	2	0	0	0	0	0
	HOPI	104	49	54	0	0	0	1	0
	HUALAPAI	30	17	0	0	0	12	1	0
	NAVAJO	1762	527	1155	1	1	22	55	1
	SAN CARLOS	202	188	10	0	0	2	2	0
	SAN XAVIER	2	2	0	0	0	0	0	0
	TOHONO O'ODHAM	129	120	6	0	0	1	2	0
TOTAL		2668	1232	1252	1	2	118	62	1
Resided off reservation	---in Maricopa County	1438	847	528	0	4	55	4	0
	---in Pima County	369	289	72	0	0	3	5	0
	---in Coconino County	322	224	67	0	0	28	3	0
	---elsewhere in Arizona	663	459	108	0	0	74	21	1
	TOTAL	2792	1819	775	0	4	160	33	1

* More than one may be reported on a birth certificate.



NEWBORN'S HEALTH

**3.16
GESTATIONAL AGE (1998 STATUS)**

		TOTAL	LENGTH OF GESTATION				
			<37 weeks	37 weeks	38-41	42+	Unknown
ALL AMERICAN INDIANS		5460	498	404	4422	92	44
Resided on reservation	COCOPAH	1	0	0	1	0	0
	COLORADO RIVER	27	1	3	7	0	16
	FORT APACHE	260	45	22	191	1	1
	FORT McDOWELL	1	0	0	1	0	0
	GILA RIVER	143	16	9	118	0	0
	HAVASUPAI	7	2	1	3	0	1
	HOPI	104	3	8	92	1	0
	HUALAPAI	30	6	5	19	0	0
	NAVAJO	1762	142	107	1485	25	3
	SAN CARLOS	202	23	17	154	6	2
	SAN XAVIER	2	0	0	2	0	0
	TOHONO O'ODHAM	129	9	18	99	0	3
TOTAL		2668	247	190	2172	33	26
Resided off reservation	---in Maricopa County	1438	126	105	1165	39	3
	---in Pima County	369	30	36	296	1	6
	---in Coconino County	322	27	21	267	3	4
	---elsewhere in Arizona	663	68	52	522	16	5
	TOTAL		2792	251	214	2250	59

3.17
WEIGHT AT BIRTH (1998 STATUS)

		TOTAL	WEIGHT AT BIRTH				Unknown
			<1500 grams	1500-2499 grams	2500-3999 grams	4000+ grams	
ALL AMERICAN INDIANS		5460	63	299	4537	555	6
Resided on reservation	COCOPAH	1	0	1	0	0	0
	COLORADO RIVER	27	0	0	20	7	0
	FORT APACHE	260	9	21	207	23	0
	FORT McDOWELL	1	0	1	0	0	0
	GILA RIVER	143	1	8	124	10	0
	HAVASUPAI	7	0	0	6	1	0
	HOPI	104	1	7	91	5	0
	HUALAPAI	30	0	1	26	3	0
	NAVAJO	1762	18	85	1489	166	4
	SAN CARLOS	202	3	13	158	28	0
	SAN XAVIER	2	0	0	2	0	0
	TOHONO O'ODHAM	129	1	10	105	12	1
TOTAL		2668	33	147	2228	255	5
Resided off reservation	---in Maricopa County	1438	17	72	1183	165	1
	---in Pima County	369	5	17	304	43	0
	---in Coconino County	322	1	20	281	20	0
	---elsewhere in Arizona	663	7	43	541	72	0
	TOTAL		2792	30	152	2309	300

**3.18
ABNORMAL CONDITIONS OF THE NEWBORN (1998 STATUS)**

		TOTAL	ABNORMAL CONDITIONS OF THE NEWBORN*								
			Anemia	Birth Injury	Fetal Alcohol Syndrome	Membrane Disease	Meconium Aspiration	Assisted Vent. <30 min.	Assisted Vent. >30 min.	Seizures	Other
ALL AMERICAN INDIANS		503	12	11	3	15	19	68	28	5	384
Resided on reservation	COLORADO RIVER	2	0	0	0	0	1	1	0	0	1
	FORT APACHE	38	1	0	0	0	0	0	2	0	35
	GILA RIVER	13	0	0	0	0	1	0	0	0	13
	HAVASUPAI	1	0	0	0	1	0	0	0	0	0
	HOPI	10	2	0	0	0	0	0	1	0	8
	NAVAJO	113	6	1	3	10	6	30	17	1	59
	SAN CARLOS	20	1	1	0	0	1	1	3	0	15
	SAN XAVIER	1	0	0	0	0	0	1	0	0	0
	TOHONO O'ODHAM	7	0	0	0	0	0	3	1	0	4
TOTAL		205	10	2	3	11	9	36	24	1	135
Resided off reservation	---in Maricopa County	189	0	3	0	3	6	3	0	3	177
	---in Pima County	44	0	2	0	0	1	24	1	0	21
	---in Coconino County	11	0	1	0	0	1	0	1	0	9
	---elsewhere in Arizona	54	2	3	0	1	2	5	2	1	42
	TOTAL		298	2	9	0	4	10	32	4	4

* More than one may be reported on a birth certificate.


**3.19
CONGENITAL ANOMALIES (BIRTH DEFECTS) (1998 STATUS)**

		TOTAL	BIRTH DEFECTS*																
			Anencephalus	Spina Bifida	Hydrocephalus	Microcephalus	Other CNS Anomaly	Heart Malformations	Other Resp./Circulatory	Fistula/Esoph. Atresia	Omphalocele	Other Gastrointestinal	Malformed Genitalia	Other Urogenital	Cleft Lip/Palate	Other Musculoskeletal	Down's Syndrome	Other Chromosomal	Other
ALL AMERICAN INDIANS		137	2	1	3	1	1	9	11	1	3	1	4	1	8	7	2	2	95
Resided on reservation	COLORADO RIVER	17	0	0	0	0	0	0	1	0	0	0	0	0	0	0	0	0	17
	FORT APACHE	12	0	0	0	0	0	1	3	0	0	0	0	0	1	0	0	0	9
	GILA RIVER	2	0	0	1	0	0	0	0	0	0	1	0	0	0	0	0	1	0
	HOPI	3	0	0	0	0	0	0	1	0	1	0	0	0	0	0	0	0	1
	NAVAJO	34	1	1	0	1	1	3	1	1	0	0	3	1	2	5	0	1	18
	SAN CARLOS	1	0	0	0	0	0	0	0	0	0	0	0	0	0	0	0	0	1
	TOHONO O'ODHAM	2	0	0	0	0	0	0	0	0	1	0	0	0	0	0	0	0	1
TOTAL		71	1	1	1	1	1	4	6	1	2	1	3	1	3	5	0	2	47
Resided off reservation	---in Maricopa County	40	0	0	0	0	0	3	4	0	0	0	0	1	1	1	1	0	32
	---in Pima County	8	0	0	1	0	0	0	0	0	1	0	0	4	0	1	0	0	2
	---elsewhere in Arizona	18	1	0	1	0	0	2	1	0	0	0	1	0	0	1	0	0	14
	TOTAL		66	1	0	2	0	0	5	5	0	1	0	1	0	5	2	2	0

* More than one may be reported on a birth certificate.

**TABLE 3.20
CAUSES OF INFANT DEATH AMONG AMERICAN INDIAN RESIDENTS OF ARIZONA, 1998**

	ALL AMERICAN INDIANS	Resided on reservation										Resided off reservation			
		AK CHIN	COLORADO RIVER	FORT APACHE	GILA RIVER	HOPI	HUALAPAI	NAVAJO	SAN CARLOS	SAN XAVIER	TOHONO O'ODHAM	--in Maricopa County	--in Pima County	--in Coconino County	--elsewhere in Arizona
ALL CAUSES	62	1	2	3	2	2	1	21	1	1	3	13	2	3	7
CONDITIONS ORIGINATING IN THE PERINATAL PERIOD	14	1	1	1	0	0	0	5	1	0	1	3	0	0	1
-Low birthweight/short gestation	3	1	0	0	0	0	0	1	0	0	0	1	0	0	0
-Other respiratory condition	5	0	1	1	0	0	0	1	0	0	0	1	0	0	1
-Maternal complications	1	0	0	0	0	0	0	0	0	0	0	1	0	0	0
-Other perinatal conditions	5	0	0	0	0	0	0	3	1	0	1	0	0	0	0
CONGENITAL ANOMALIES	14	0	0	0	0	1	0	8	0	0	0	3	0	1	1
-Heart and/or circulatory system	4	0	0	0	0	0	0	3	0	0	0	1	0	0	0
-Brain, spinal cord or nervous system	4	0	0	0	0	0	0	3	0	0	0	1	0	0	0
Other anomalies	6	0	0	0	0	1	0	2	0	0	0	1	0	1	1
SUDDEN INFANT DEATH SYNDROME (SIDS)	7	0	1	1	0	0	0	0	0	0	0	2	0	0	3
Infectious & Parasitic Disease	5	0	0	1	0	0	0	2	0	1	1	0	0	0	0
PNEUMONIA/INFLUENZA	10	0	0	0	0	0	1	2	0	0	0	4	1	2	0
ALL OTHER CAUSES	12	0	0	0	2	1	0	4	0	0	1	1	1	0	2



IV.

PATTERNS OF MORTALITY AMONG AMERICAN INDIANS BY PLACE OF RESIDENCE IN ARIZONA IN 1998



AGE-SPECIFIC MORTALITY

**4.1
AGE-SPECIFIC MORTALITY IN 1998**

		TOTAL	AGE GROUP									
			<1	1-4	5-14	15-24	25-34	35-44	45-54	55-64	65+	UNKNOWN
ALL AMERICAN INDIANS		1527	62	25	23	100	155	174	183	196	606	3
Resided on reservation	AK CHIN	2	1	0	0	0	0	1	0	0	0	0
	COLORADO RIVER	31	2	0	0	1	4	5	4	4	11	0
	FORT APACHE	70	3	1	2	7	10	6	8	7	26	0
	FORT McDOWELL	3	0	1	0	1	0	0	0	1	0	0
	GILA BEND	3	0	0	0	0	0	0	1	2	0	0
	GILA RIVER	63	2	0	1	3	5	10	11	12	19	0
	HAVASUPAI	1	0	0	0	0	0	0	0	0	1	0
	HOPI	47	2	2	0	0	6	2	1	3	31	0
	HUALAPAI	14	1	0	1	1	2	0	2	2	5	0
	NAVAJO	529	21	7	4	33	45	50	48	65	253	3
	SALT RIVER	25	0	3	1	2	3	2	7	3	4	0
	SAN CARLOS	55	1	0	0	1	6	8	2	11	26	0
	SAN XAVIER	9	1	0	0	1	2	2	1	0	2	0
	TOHONO O'ODHAM	119	3	0	3	5	12	13	16	28	39	0
	TOTAL	971	37	14	12	55	95	99	101	138	417	3
Resided off reservation	---in Maricopa County	204	13	4	6	12	19	36	31	26	57	0
	---in Pima County	100	2	2	2	4	12	12	20	12	34	0
	---in Coconino County	35	3	1	1	6	6	4	5	3	6	0
	---elsewhere in Arizona	217	7	4	2	23	23	23	26	17	92	0
	TOTAL	556	25	11	11	45	60	75	82	58	189	0

**4.2
AGE-SPECIFIC MORTALITY AMONG MALES IN 1998**

		TOTAL	AGE GROUP									
			<1	1-4	5-14	15-24	25-34	35-44	45-54	55-64	65+	UNKNOWN
ALL AMERICAN INDIANS		901	37	15	15	78	110	114	114	112	305	1
Resided on reservation	AK CHIN	1	0	0	0	0	0	1	0	0	0	0
	COLORADO RIVER	17	1	0	0	1	3	1	2	3	6	0
	FORT APACHE	35	2	1	1	4	6	3	5	4	9	0
	FORT McDOWELL	3	0	1	0	1	0	0	0	1	0	0
	GILA BEND	2	0	0	0	0	0	0	1	1	0	0
	GILA RIVER	36	1	0	1	1	5	6	7	6	9	0
	HAVASUPAI	1	0	0	0	0	0	0	0	0	1	0
	HOPI	26	0	2	0	0	3	2	0	1	18	0
	HUALAPAI	9	0	0	0	1	2	0	1	1	4	0
	NAVAJO	331	15	5	2	27	30	40	36	44	131	1
	SALT RIVER	15	0	1	1	2	2	0	4	3	2	0
	SAN CARLOS	33	0	0	0	1	5	7	1	7	12	0
	SAN XAVIER	6	0	0	0	1	2	2	1	0	0	0
	TOHONO O'ODHAM	71	3	0	2	3	8	8	13	16	18	0
	TOTAL	586	22	10	7	42	66	70	71	87	210	1
Resided off reservation	---in Maricopa County	114	9	3	4	10	14	21	17	10	26	0
	---in Pima County	63	2	1	2	3	10	9	11	7	18	0
	---in Coconino County	23	1	1	1	6	6	3	2	0	3	0
	---elsewhere in Arizona	115	3	0	1	17	14	11	13	8	48	0
	TOTAL	315	15	5	8	36	44	44	43	25	95	0

4.3
AGE-SPECIFIC MORTALITY AMONG FEMALES IN 1998

		TOTAL	AGE GROUP									
			<1	1-4	5-14	15-24	25-34	35-44	45-54	55-64	65+	UNKNOWN
ALL AMERICAN INDIANS		626	25	10	8	22	45	60	69	84	301	2
Resided on reservation	AK CHIN	1	1	0	0	0	0	0	0	0	0	0
	COLORADO RIVER	14	1	0	0	0	1	4	2	1	5	0
	FORT APACHE	35	1	0	1	3	4	3	3	3	17	0
	GILA BEND	1	0	0	0	0	0	0	0	1	0	0
	GILA RIVER	27	1	0	0	2	0	4	4	6	10	0
	HOPI	21	2	0	0	0	3	0	1	2	13	0
	HUALAPAI	5	1	0	1	0	0	0	1	1	1	0
	NAVAJO	198	6	2	2	6	15	10	12	21	122	2
	SALT RIVER	10	0	2	0	0	1	2	3	0	2	0
	SAN CARLOS	22	1	0	0	0	1	1	1	4	14	0
	SAN XAVIER	3	1	0	0	0	0	0	0	0	2	0
	TOHONO O'ODHAM	48	0	0	1	2	4	5	3	12	21	0
	TOTAL	385	15	4	5	13	29	29	30	51	207	2
Resided off reservation	---in Maricopa County	90	4	1	2	2	5	15	14	16	31	0
	---in Pima County	37	0	1	0	1	2	3	9	5	16	0
	---in Coconino County	12	2	0	0	0	0	1	3	3	3	0
	---elsewhere in Arizona	102	4	4	1	6	9	12	13	9	44	0
	TOTAL	241	10	6	3	9	16	31	39	33	94	0



CAUSE-SPECIFIC MORTALITY

4.4
DEATHS FROM CAUSES SELECTED* AS INDICATORS FOR
MONITORING PROGRESS TOWARD THE YEAR 2000 OBJECTIVES (1998 STATUS)

		TOTAL	Cardio-vascular Disease	Motor Vehicle Injury	Lung Cancer	Female Breast Cancer	Homicide	Suicide	Work-Related Injury**	All Other Causes
ALL AMERICAN INDIANS		1527	313	180	15	8	53	46	2	910
Resided on reservation	AK CHIN	2	0	1	0	0	0	0	0	1
	COLORADO RIVER	31	6	3	0	1	1	2	0	18
	FORT APACHE	70	8	10	0	0	5	2	0	45
	FORT McDOWELL	3	1	0	0	0	0	0	0	2
	GILA BEND	3	1	0	0	0	0	0	0	2
	GILA RIVER	63	7	5	0	0	2	2	0	47
	HAVASUPAI	1	0	0	0	0	0	0	0	1
	HOPI	47	11	5	0	0	0	2	0	29
	HUALAPAI	14	2	2	0	0	1	0	0	9
	NAVAJO	529	117	69	4	3	15	12	2	307
	SALT RIVER	25	3	5	0	0	0	1	0	16
	SAN CARLOS	55	10	10	0	0	1	0	0	34
	SAN XAVIER	9	0	1	0	0	0	0	0	8
	TOHONO O'ODHAM	119	16	7	0	0	1	7	0	88
	TOTAL	971	182	118	4	4	26	28	2	607
Resided off reservation	---in Maricopa County	204	48	16	2	2	14	2	0	120
	---in Pima County	100	26	10	5	1	5	5	0	48
	---in Coconino County	35	3	11	0	0	2	2	0	17
	---elsewhere in Arizona	217	54	25	4	1	6	9	0	118
	TOTAL	556	131	62	11	4	27	18	0	303

* Center for Disease Control: Consensus set of health status indicators for the general assessment of community health, United States. MMWR 40 (27:449-51, 1991)

** Non-motor vehicle

**4.5
LEADING CAUSES OF DEATH IN 1998**

	Resided on reservation														Resided off reservation				
	TOTAL	AK CHIN	COLORADO RIVER	FORT APACHE	FORT McDOWELL	GILA BEND	GILA RIVER	HAVASUPAI	HOPI	HUALAPAI	NAVAJO	SALT RIVER	SAN CARLOS	SAN XAVIER	TOHONO O'ODHAM	--in Maricopa County	--in Pima County	--in Coconino County	--elsewhere in Arizona
ALL AMERICAN INDIANS	1527	2	31	70	3	3	63	1	47	14	529	25	55	9	119	204	100	35	217
Unintentional injury	283	1	6	11	1	0	9	0	8	3	107	7	15	1	15	32	17	11	39
Motor Vehicle-Related	180	1	3	10	0	0	5	0	5	2	69	5	10	1	7	16	10	11	25
Drowning	10	0	2	0	0	0	2	0	0	0	1	2	0	0	0	1	1	0	1
Other Injury	93	0	1	1	1	0	2	0	3	1	37	0	5	0	8	15	6	0	13
Diseases of Heart	241	0	5	4	1	1	3	0	6	2	95	2	8	0	14	36	22	1	41
Malignant Neoplasms	157	0	4	9	0	0	2	0	1	4	57	3	4	1	11	19	10	3	29
Diabetes	107	0	1	1	0	1	15	0	5	1	30	4	9	1	8	15	6	1	9
Alcoholism	96	0	5	9	1	0	5	0	0	0	21	3	2	1	13	16	6	1	13
Pneumonia/Influenza	84	0	0	5	0	0	2	0	4	2	38	1	2	0	4	9	3	6	8
Homicide/Legal-intervention	53	0	1	5	0	0	2	0	0	1	15	0	1	0	1	14	5	2	6
Suicide	46	0	2	2	0	0	2	0	2	0	12	1	0	0	7	2	5	2	9
Cerebrovascular Disease	53	0	1	4	0	0	3	0	4	0	20	1	1	0	2	7	2	1	7
Infectious & Parasitic Diseases	55	0	1	3	0	1	2	0	1	1	13	1	1	1	10	8	4	2	6
HIV Infection	7	0	0	1	0	0	0	0	0	1	1	1	0	0	1	1	0	0	1
Other Infectious Disease	48	0	1	2	0	1	2	0	1	0	12	0	1	1	9	7	4	2	5
Ill Defined Conditions	27	0	1	2	0	0	3	0	0	0	10	0	1	1	0	3	0	1	5
Congenital Anomalies	17	0	0	1	0	0	0	0	1	0	9	0	0	0	0	4	0	1	1
Chronic Obstructive Pulmonary Disease	17	0	0	0	0	0	0	1	0	0	3	0	0	0	1	5	4	0	3
Diseases of Arteries	7	0	0	0	0	0	1	0	0	0	1	0	1	0	0	2	1	0	1
Perinatal Conditions	14	1	1	1	0	0	0	0	0	0	5	0	1	0	1	3	0	0	1
Atherosclerosis	4	0	0	0	0	0	0	0	0	0	0	0	0	0	0	1	0	0	3
All Other Causes	266	0	3	13	0	0	14	0	15	0	93	2	9	3	32	28	15	3	36

4.6
LEADING CAUSES OF DEATH AMONG MALES IN 1998

	Resided on reservation														Resided off reservation				
	TOTAL	AK CHIN	COLORADO RIVER	FORT APACHE	FORT MCDOWELL	GILA BEND	GILA RIVER	HAVASUPAI	HOP I	HUALAPAI	NAVAJO	SALT RIVER	SAN CARLOS	SAN XAVIER	TOHONO O'ODHAM	---in Maricopa County	---in Pima County	---in Coconino County	---elsewhere in Arizona
ALL AMERICAN INDIANS	901	1	17	35	3	2	36	1	26	9	331	15	33	6	71	114	63	23	115
Unintentional injury	190	1	5	6	1	0	5	0	6	2	76	4	11	1	7	22	13	10	20
Motor Vehicle-Related	113	1	2	5	0	0	2	0	3	1	42	3	9	1	2	12	8	10	12
Drowning	7	0	2	0	0	0	1	0	0	0	1	1	0	0	0	0	1	0	1
Other Injury	70	0	1	1	1	0	2	0	3	1	33	0	2	0	5	10	4	0	7
Diseases of Heart	153	0	3	2	1	1	2	0	4	0	67	2	4	0	7	24	11	1	24
Malignant Neoplasms	79	0	2	5	0	0	0	0	0	4	33	2	2	0	4	8	6	0	13
Alcoholism	65	0	3	4	1	0	5	0	0	0	15	1	1	1	11	9	4	1	9
Pneumonia/Influenza	51	0	0	3	0	0	2	0	4	1	23	1	0	0	3	7	2	3	2
Homicide/Legal-intervention	43	0	1	3	0	0	1	0	0	1	14	0	1	0	1	10	4	2	5
Suicide	38	0	1	1	0	0	2	0	2	0	8	1	0	0	6	2	4	2	9
Diabetes	52	0	0	1	0	1	6	0	1	0	16	3	6	1	4	6	2	1	4
Infectious & Parasitic Diseases	25	0	0	1	0	0	2	0	1	1	7	1	1	0	5	3	2	0	1
HIV Infection	5	0	0	1	0	0	0	0	0	1	1	1	0	0	1	0	0	0	0
Other Infectious Disease	20	0	0	0	0	0	2	0	1	0	6	0	1	0	4	3	2	0	1
Ill Defined Conditions	19	0	1	2	0	0	1	0	0	0	7	0	1	1	0	1	0	1	4
Cerebrovascular Disease	21	0	0	1	0	0	3	0	2	0	9	0	0	0	2	1	1	0	2
Congenital Anomalies	12	0	0	1	0	0	0	0	0	0	8	0	0	0	0	2	0	1	0
Chronic Obstructive Pulmonary Disease	14	0	0	0	0	0	0	1	0	0	2	0	0	0	1	4	4	0	2
Diseases of Arteries	3	0	0	0	0	0	0	0	0	0	0	0	1	0	0	0	1	0	1
Perinatal Conditions	8	0	0	1	0	0	0	0	0	0	2	0	0	0	1	3	0	0	1
Atherosclerosis	3	0	0	0	0	0	0	0	0	0	0	0	0	0	0	0	0	0	3
All Other Causes	125	0	1	4	0	0	7	0	6	0	44	0	5	2	19	12	9	1	15

**4.7
LEADING CAUSES OF DEATH AMONG FEMALES IN 1998**

	Resided on reservation												Resided off reservation				
	TOTAL	AK CHIN	COLORADO RIVER	FORT APACHE	GILA BEND	GILA RIVER	HOPI	HUALAPAI	NAVAJO	SALT RIVER	SAN CARLOS	SAN XAVIER	TOHONO O'ODHAM	---in Maricopa County	---in Pima County	---in Coconino County	---elsewhere in Arizona
ALL CAUSES	626	1	14	35	1	27	21	5	198	10	22	3	48	90	37	12	102
Diseases of Heart	88	0	2	2	0	1	2	2	28	0	4	0	7	12	11	0	17
Unintentional injury	93	0	1	5	0	4	2	1	31	3	4	0	8	10	4	1	19
Motor Vehicle-Related	67	0	1	5	0	3	2	1	27	2	1	0	5	4	2	1	13
Drowning	3	0	0	0	0	1	0	0	0	1	0	0	0	1	0	0	0
Other Injury	23	0	0	0	0	0	0	0	4	0	3	0	3	5	2	0	6
Malignant Neoplasms	78	0	2	4	0	2	1	0	24	1	2	1	7	11	4	3	16
Diabetes	55	0	1	0	0	9	4	1	14	1	3	0	4	9	4	0	5
Pneumonia/Influenza	33	0	0	2	0	0	0	1	15	0	2	0	1	2	1	3	6
Alcoholism	31	0	2	5	0	0	0	0	6	2	1	0	2	7	2	0	4
Cerebrovascular Disease	32	0	1	3	0	0	2	0	11	1	1	0	0	6	1	1	5
Infectious & Parasitic Diseases	30	0	1	2	1	0	0	0	6	0	0	1	5	5	2	2	5
HIV Infection	2	0	0	0	0	0	0	0	0	0	0	0	0	1	0	0	1
Other Infectious Disease	28	0	1	2	1	0	0	0	6	0	0	1	5	4	2	2	4
Ill Defined Conditions	8	0	0	0	0	2	0	0	3	0	0	0	0	2	0	0	1
Homicide/Legal-intervention	10	0	0	2	0	1	0	0	1	0	0	0	0	4	1	0	1
Congenital Anomalies	5	0	0	0	0	0	1	0	1	0	0	0	0	2	0	0	1
Suicide	8	0	1	1	0	0	0	0	4	0	0	0	1	0	1	0	0
Diseases of Arteries	4	0	0	0	0	1	0	0	1	0	0	0	0	2	0	0	0
Chronic Obstructive Pulmonary Disease	3	0	0	0	0	0	0	0	1	0	0	0	0	1	0	0	1
Perinatal Conditions	6	1	1	0	0	0	0	0	3	0	1	0	0	0	0	0	0
Atherosclerosis	1	0	0	0	0	0	0	0	0	0	0	0	0	1	0	0	0
All Other Causes	141	0	2	9	0	7	9	0	49	2	4	1	13	16	6	2	21



LEADING CAUSES OF DEATH BY AGE GROUP FOR SELECTED INDIAN NATIONS

4.8
LEADING CAUSES OF DEATH BY AGE GROUP AMONG RESIDENTS
OF NAVAJO TRIBAL COMMUNITIES IN 1998

	TOTAL	AGE GROUP									UNKNOWN
		<1	1-4	5-14	15-24	25-34	35-44	45-54	55-64	65+	
ALL CAUSES	529	21	7	4	33	45	50	48	65	253	3
Unintentional injury	107	0	3	3	22	20	22	13	7	17	0
Motor Vehicle-Related	69	0	3	1	14	14	18	9	3	7	0
Drowning	1	0	0	0	1	0	0	0	0	0	0
Other Injury	37	0	0	2	7	6	4	4	4	10	0
Diseases of Heart	95	2	1	0	1	1	4	5	16	65	0
Malignant Neoplasms	57	0	0	1	2	1	5	5	12	31	0
Diabetes	30	0	0	0	0	0	1	6	6	17	0
Alcoholism	21	0	0	0	0	1	5	8	4	3	0
Pneumonia/Influenza	38	2	0	0	1	1	0	3	2	29	0
Homicide/Legal-intervention	15	0	1	0	4	3	5	2	0	0	0
Suicide	12	0	0	0	2	7	2	0	1	0	0
Cerebrovascular Disease	20	0	0	0	0	0	0	0	0	20	0
Infectious & Parasitic Diseases	13	2	1	0	0	2	1	1	4	2	0
HIV Infection	1	0	0	0	0	1	0	0	0	0	0
Other Infectious Disease	12	2	1	0	0	1	1	1	4	2	0
Ill Defined Conditions	10	1	0	0	0	0	2	0	1	6	0
Congenital Anomalies	9	8	0	0	0	0	1	0	0	0	0
Chronic Obstructive Pulmonary Disease	3	0	0	0	0	0	0	1	0	2	0
Diseases of Arteries	1	0	0	0	0	0	0	0	0	1	0
Perinatal Conditions	5	5	0	0	0	0	0	0	0	0	0
All Other Causes	93	1	1	0	1	9	2	4	12	60	3

4.9
LEADING CAUSES OF DEATH BY AGE GROUP AMONG RESIDENTS
OF HOPI TRIBAL COMMUNITIES IN 1998

	TOTAL	AGE GROUP						
		<1	1-4	25-34	35-44	45-54	55-64	65+
ALL CAUSES	47	2	2	6	2	1	3	31
Unintentional injury	8	0	2	3	2	0	0	1
Motor Vehicle-Related	5	0	1	3	1	0	0	0
Other Injury	3	0	1	0	1	0	0	1
Diseases of Heart	6	0	0	0	0	0	1	5
Malignant Neoplasms	1	0	0	0	0	0	0	1
Diabetes	5	0	0	0	0	0	0	5
Pneumonia/Influenza	4	0	0	0	0	0	0	4
Suicide	2	0	0	2	0	0	0	0
Cerebrovascular Disease	4	0	0	0	0	0	0	4
Infectious & Parasitic Diseases	1	0	0	0	0	0	0	1
Other Infectious Disease	1	0	0	0	0	0	0	1
All Other Causes	15	1	0	1	0	1	2	10

**4.10
LEADING CAUSES OF DEATH BY AGE GROUP AMONG RESIDENTS
OF FORT APACHE TRIBAL COMMUNITIES IN 1998**

	TOTAL	AGE GROUP								
		<1	1-4	5-14	15-24	25-34	35-44	45-54	55-64	65+
ALL CAUSES	70	3	1	2	7	10	6	8	7	26
Unintentional injury	11	0	0	1	4	2	1	0	1	2
Motor Vehicle-Related	10	0	0	1	3	2	1	0	1	2
Other Injury	1	0	0	0	1	0	0	0	0	0
Diseases of Heart	4	0	0	0	0	1	0	1	1	1
Malignant Neoplasms	9	0	0	0	0	0	1	1	2	5
Diabetes	1	0	0	0	0	0	1	0	0	0
Alcoholism	9	0	0	0	0	1	2	4	1	1
Pneumonia/Influenza	5	0	0	0	0	2	0	0	0	3
Homicide/Legal-intervention	5	0	0	0	2	2	0	1	0	0
Suicide	2	0	0	1	0	1	0	0	0	0
Cerebrovascular Disease	4	0	0	0	0	0	0	0	0	4
Infectious & Parasitic Diseases	3	1	0	0	0	0	0	0	1	1
HIV Infection	1	0	0	0	0	0	0	0	1	0
Other Infectious Disease	2	1	0	0	0	0	0	0	0	1
Ill Defined Conditions	2	1	0	0	1	0	0	0	0	0
Congenital Anomalies	1	0	0	0	0	1	0	0	0	0
All Other Causes	13	0	1	0	0	0	1	1	1	9

4.11
LEADING CAUSES OF DEATH BY AGE GROUP AMONG RESIDENTS
OF GILA RIVER TRIBAL COMMUNITIES IN 1998

	TOTAL	AGE GROUP							
		<1	5-14	15-24	25-34	35-44	45-54	55-64	65+
ALL CAUSES	63	2	1	3	5	10	11	12	19
Unintentional injury	9	0	0	1	2	3	1	0	2
Motor Vehicle-Related	5	0	0	1	0	2	0	0	2
Drowning	2	0	0	0	1	0	1	0	0
Other Injury	2	0	0	0	1	1	0	0	0
Diseases of Heart	3	0	0	0	0	0	1	0	2
Malignant Neoplasms	2	0	0	0	0	0	1	0	1
Diabetes	15	0	0	0	0	1	3	5	6
Alcoholism	5	0	0	0	1	0	1	2	1
Pneumonia/Influenza	2	0	0	0	0	2	0	0	0
Homicide/Legal-intervention	2	0	0	2	0	0	0	0	0
Suicide	2	0	0	0	0	2	0	0	0
Cerebrovascular Disease	3	0	0	0	0	0	1	1	1
Infectious & Parasitic Diseases	2	0	1	0	0	0	1	0	0
Other Infectious Disease	2	0	1	0	0	0	1	0	0
Ill Defined Conditions	3	1	0	0	1	0	1	0	0
All Other Causes	14	1	0	0	1	2	1	4	5

4.12
LEADING CAUSES OF DEATH BY AGE GROUP AMONG RESIDENTS
OF SALT RIVER TRIBAL COMMUNITIES IN 1998

	TOTAL	AGE GROUP							
		1-4	5-14	15-24	25-34	35-44	45-54	55-64	65+
ALL CAUSES	25	3	1	2	3	2	7	3	4
Unintentional injury	7	3	1	1	0	1	0	1	0
Motor Vehicle-Related	5	2	0	1	0	1	0	1	0
Drowning	2	1	1	0	0	0	0	0	0
Diseases of Heart	2	0	0	0	0	0	1	0	1
Malignant Neoplasms	3	0	0	1	0	0	0	1	1
Diabetes	4	0	0	0	0	0	1	1	2
Alcoholism	3	0	0	0	0	1	2	0	0
Pneumonia/Influenza	1	0	0	0	1	0	0	0	0
Suicide	1	0	0	0	1	0	0	0	0
Infectious & Parasitic Diseases	1	0	0	0	0	0	1	0	0
HIV Infection	1	0	0	0	0	0	1	0	0
All Other Causes	2	0	0	0	1	0	1	0	0

4.13
LEADING CAUSES OF DEATH BY AGE GROUP AMONG RESIDENTS
OF SAN CARLOS TRIBAL COMMUNITIES IN 1998'

	TOTAL	AGE GROUP						
		<1	15-24	25-34	35-44	45-54	55-64	65+
ALL CAUSES	55	1	1	6	8	2	11	26
Unintentional injury	15	0	1	5	6	0	1	2
Motor Vehicle-Related	10	0	1	5	4	0	0	0
Other Injury	5	0	0	0	2	0	1	2
Diseases of Heart	8	0	0	0	0	0	0	8
Malignant Neoplasms	4	0	0	0	0	0	0	4
Diabetes	9	0	0	0	0	0	4	5
Alcoholism	2	0	0	0	0	0	2	0
Pneumonia/Influenza	2	0	0	0	0	0	1	1
Infectious & Parasitic Diseases	1	0	0	0	0	0	1	0
Other Infectious Disease	1	0	0	0	0	0	1	0
All Other Causes	9	0	0	0	2	1	2	4


4.14
LEADING CAUSES OF DEATH BY AGE GROUP AMONG RESIDENTS
OF TOHONO O'ODHAM TRIBAL COMMUNITIES IN 1998

	TOTAL	AGE GROUP							
		<1	5-14	15-24	25-34	35-44	45-54	55-64	65+
ALL CAUSES	119	3	3	5	12	13	16	28	39
Unintentional injury	15	0	2	1	4	2	3	2	1
Motor Vehicle-Related	7	0	0	0	2	2	2	1	0
Other Injury	8	0	2	1	2	0	1	1	1
Diseases of Heart	14	0	0	0	0	2	0	3	9
Malignant Neoplasms	11	0	0	0	1	0	1	2	7
Diabetes	8	0	0	0	0	1	2	4	1
Alcoholism	13	0	0	0	1	2	5	5	0
Pneumonia/Influenza	4	0	0	0	0	0	1	1	2
Homicide/Legal-intervention	1	0	0	0	1	0	0	0	0
Suicide	7	0	1	3	2	1	0	0	0
Cerebrovascular Disease	2	0	0	0	0	0	0	1	1
Infectious & Parasitic Diseases	10	1	0	0	2	0	0	3	4
HIV Infection	1	0	0	0	1	0	0	0	0
Other Infectious Disease	9	1	0	0	1	0	0	3	4
Chronic Obstructive Pulmonary Disease	1	0	0	0	0	0	0	0	1
All Other Causes	32	1	0	1	1	5	4	7	13

4.15

LEADING CAUSES OF DEATH BY AGE GROUP AMONG AMERICAN INDIANS WHO RESIDED OFF RESERVATION IN 1998

	TOTAL	AGE GROUP								
		<1	1-4	5-14	15-24	25-34	35-44	45-54	55-64	65+
ALL CAUSES	556	25	11	11	45	60	75	82	58	189
Unintentional injury	99	0	2	5	25	22	24	12	3	6
Motor Vehicle-Related	62	0	2	3	22	11	11	9	2	2
Drowning	3	0	0	1	0	0	2	0	0	0
Other Injury	34	0	0	1	3	11	11	3	1	4
Diseases of Heart	100	3	2	0	1	4	7	11	13	59
Malignant Neoplasms	61	0	1	0	0	1	8	8	12	31
Diabetes	31	0	0	0	0	1	0	5	7	18
Alcoholism	36	0	0	0	0	6	12	11	4	3
Pneumonia/Influenza	26	7	0	0	1	3	1	4	1	9
Homicide/Legal-intervention	27	0	1	2	9	7	4	3	0	1
Suicide	18	0	0	1	8	6	2	0	0	1
Cerebrovascular Disease	17	0	0	0	0	1	1	2	2	11
Infectious & Parasitic Diseases	20	0	2	1	0	4	2	6	2	3
HIV Infection	2	0	0	0	0	1	1	0	0	0
Other Infectious Disease	18	0	2	1	0	3	1	6	2	3
Ill Defined Conditions	9	5	1	0	0	1	1	1	0	0
Congenital Anomalies	6	5	1	0	0	0	0	0	0	0
Chronic Obstructive Pulmonary Disease	12	0	0	1	0	1	0	0	1	9
Diseases of Arteries	4	0	0	0	0	0	1	0	1	2
Perinatal Conditions	4	4	0	0	0	0	0	0	0	0
Atherosclerosis	4	0	0	0	0	0	0	0	0	4
All Other Causes	82	1	1	1	1	3	12	19	12	32



TECHNICAL NOTES

Sources of Data

The charts in Sections I and II are based on rates and ratios published in the **Arizona Health Status and Vital Statistics** annual report.

Information on live births and deaths in Sections III and IV is compiled from the original documents filed with the Arizona Department of Health Services', Office of Vital Records and from transcripts of original certificates filed in other states but affecting Arizona residents. (Copies of certificates for births and deaths occurring to Arizona residents outside the United States are not sent to Arizona).

Population denominators for American Indians by place of residence in Arizona were not available for 1998.

Definitions

Rates

Rate is a measure of the frequency of some event in relation to a unit of population during a specified time period such as a year; events in the numerator of the year occur to individuals in the denominator. Rates express the likelihood (or risk) of the event in the specified population during a particular time and are generally expressed as units of population in the denominator (per 1,000, per 100,000 and so forth).

Terms Related to Reproductive Health*

Birth or Live Birth - The complete expulsion or extraction from its mother of a product of human conception, irrespective of the duration of pregnancy which, after such expulsion or extraction, breaths or shows any other evidence of life such as beating of the heart, pulsation of the umbilical cord or definite movement of voluntary muscles, whether or not the umbilical cord has been cut or the placenta is attached.

*See "Standard Terminology for Reporting Reproductive Health in the United States". Public Health Reports, Vol.103, No.5. September-October 1988.

Birth weight - The weight of a neonate determined immediately after delivery or as soon thereafter as possible.

Infant death - Any death at any time from birth up to, but not including, the first year of age (364 days, 23 hours, 59 minutes from the moment of birth).

Infant mortality rate - Number of infant deaths per 1,000 live births.

Low-birthweight - Prior to 1990: any neonate whose weight at birth is 2,500 grams or less. Beginning in 1990: any neonate weighing less than 2,500 grams at birth (less than 5 pounds 8 ounces).

Neonatal death - Death of a liveborn neonate before the neonate becomes 28 days old (up to and including 27 days, 23 hours, 59 minutes from the moment of birth).

Neonatal mortality rate - Number of neonatal deaths per 1,000 live births.

Postneonatal death - Any death of a liveborn infant at least 28 days of age but less than one year of age.

Postneonatal mortality rate - Number of postneonatal deaths per 1,000 live births.

Very Low-Birthweight - Any neonate whose weight at birth is 1,500 grams or less (less than 3 pounds 5 ounces).

Terms Related to Mortality

Age-adjusted mortality rates - Because mortality from most causes of death occurs predominately among the elderly, a population group with a larger proportion of older persons would have a higher mortality rate. The "age-adjustment" removes the effect of the age differences among sub-populations by placing them all in a population with a standard age distribution. All age-adjusted mortality rates in this report were computed by the direct method, that is by applying the age-specific death rates to the standard population distributed by age. The total U.S. population as enumerated in 1940 was used as the standard. The age-adjusted mortality rates in this report are based on the following nine age groups:

Age	Population per million
All ages	1,000,000
Under 1 year	15,343
1-4 years	64,718
5-14 years	170,335
15-24 years	181,677
25-34 years	162,066
35-44 years	139,237
45-54 years	117,811
55-64 years	80,294
65 years and over	68,499

Age-specific mortality - Number of deaths in a specific age group during a calendar year.

Cause of death - For the purpose of national mortality statistics, every death is attributed to one underlying condition, based on information reported on the death certificate and utilizing the international rules for selecting the underlying cause of death from the reported conditions.

Cause-specific mortality - Number of deaths from a specified cause during a calendar year.

Classification of causes of death - The cause of death used in this report is the underlying cause classified according to the *International Classification of Diseases, Injuries and Causes of Death*. Listed below are categories and International Classification of Diseases (ICD) codes for selected causes of mortality presented in this report.

Alcoholism: 291, 303, 571.0-571.3

Alzheimer's Disease: 331.0

Breast Cancer in women: 174

Cerebrovascular Disease (Stroke): 430-438

Chronic Obstructive Pulmonary Disease (COPD): 490-496

Cirrhosis: 571

Diabetes Mellitus: 250

Diseases of Heart: 390-398, 402, 404-429

Drowning: 830, 832, 910

HIV Infection: 042-044

Homicide and legal intervention: 960-978

Infectious and parasitic diseases: 001-139

Injuries Not Related to Motor Vehicles: 800-807, 826-949

Injuries, Unintentional: 800-949

Lung Cancer: 162.2-162.9

Malignant Neoplasms (cancers): 140-208

Motor Vehicle-Related Injuries: 810-825

Pneumonia and Influenza: 480-487

Septicemia: 038

Suicide: 950-959

Medical Terms Used on the Birth Certificate

Medical risk factors for this pregnancy

Anemia - Hemoglobin level of less than 10.0 g/dL during pregnancy, or hematocrit of less than 30 percent during pregnancy.

Cardiac disease - Disease of the heart.

Acute or chronic lung disease - Disease of the lungs during pregnancy.

Diabetes - Metabolic disorder characterized by excessive discharge of urine and persistent thirst; includes juvenile onset, adult onset and gestational diabetes during pregnancy.

Genital herpes - Infection of the skin of the genital area by herpes simplex virus.

Hydramnios/Oligohydramnios - Any noticeable excess (hydramnios) or lack (oligohydramnios) of amniotic fluid.

Hemoglobinopathy - A blood disorder caused by alteration in the genetically determined molecular structure of hemoglobin (for example, sickle cell anemia).

Hypertension, chronic - Blood pressure persistently greater than 140/90, diagnosed prior to onset of pregnancy or before the 20th week of gestation.

Hypertension, pregnancy-associated - An increase in blood pressure of at least 30 mm hg systolic or 15 mm hg diastolic on two measurements taken 6 hours apart after the 20th week of gestation.

Eclampsia - The occurrence of convulsions and/or coma unrelated to other cerebral conditions in women with signs and symptoms of preeclampsia.

Incompetent cervix - Characterized by painless dilation of the cervix in the second trimester or early in the third trimester of pregnancy, with premature expulsion of membranes through cervix and ballooning of the membranes into vagina, followed by rupture of the membrane and subsequent expulsion of the fetus.

Previous infant 4,000+ grams - The birthweight of a previous live-born child was over 4,000 grams (8lbs.14oz.).

Previous preterm or small-for-gestational-age-infant - Previous birth of an infant prior to term (before 37 completed weeks of gestation) or of an infant weighing less than the 10th percentile for gestational age using a standard weight for age chart.

Renal disease - Kidney disease.

Rh Sensitization - The process or state of becoming sensitized to the Rh factor as when an Rh-negative woman is pregnant with an Rh-positive fetus.

Uterine bleeding - Any clinically significant bleeding during the pregnancy taking into consideration the stage of pregnancy; any second or third trimester bleeding or third trimester bleeding of the uterus prior to the onset of labor.

Complications of labor and/or delivery

Febrile - A fever greater than 100 degrees F. or 38 degrees C. occurring during labor and/or delivery.

Meconium, moderate/heavy - Meconium consists of undigested debris from swallowed amniotic fluid, various products of secretion and shedding by the gastrointestinal tract, moderate to heavy amounts of meconium in the amniotic fluid noted during labor and/or delivery.

Premature rupture of membranes (more than 12 hours) - Rupture of membranes at any time during pregnancy and more than 12 hours before the onset of labor.

Abruptio placenta - Premature separation of normally implanted placenta from the uterus.

Placenta previa - Implantation of the placenta over or near the internal opening of the cervix.

Other excessive bleeding - The loss of significant amount of blood from conditions other than abruptio placenta or placenta previa.

Seizures during labor - Maternal seizures occurring during labor from any cause.

Precipitous labor (less than 3 hours) - Extremely rapid labor and delivery lasting less than 3 hours.

Prolonged labor (more than 20 hours) -

Abnormally slow progress of labor lasting more than 20 hours.

Dysfunctional labor - Failure to progress in a normal pattern of labor.

Breech/Malpresentation - At birth, the presentation of the fetal buttocks, rather than the head or other malpresentation.

Cephalopelvic disproportion - The relationship of the size, presentation and position of the fetal head to the maternal pelvis, which prevents dilation of the cervix and/or descent of the fetal head.

Cord prolapse - Premature expulsion of the umbilical cord in labor before the fetus is delivered.

Anesthetic complications - Any complication during labor and/or delivery brought on by an anesthetic agent or agents.

Fetal distress - Signs indicating fetal hypoxia (deficiency in amount of oxygen reaching fetal tissues).

Abnormal conditions of the newborn

Anemia - Hemoglobin level of less than 13.0 g/dL, or a hematocrit of less than 39 percent.

Birth injury - Impairment of the infant's body function or structure due to adverse influences that occurred at birth.

Fetal alcohol syndrome - A syndrome of altered prenatal growth and development occurring in infants born of women who consumed excessive amounts of alcohol during pregnancy.


Hyaline membrane disease/RDS - A disorder primarily of prematurity, manifested clinically by respiratory distress and pathologically by pulmonary hyaline membranes and incomplete expansion of the lungs at birth.

Meconium aspiration syndrome - Aspiration of meconium by the fetus or newborn, affecting the lower respiratory system.

Assisted ventilation (less than 30 minutes) - A mechanical method of assisting respiration for newborns with respiratory failure.

Assisted ventilation (30 minutes or more) - Newborn placed on assisted ventilation for 30 minutes or longer.

Seizures - A seizure of any etiology.



COMMUNITIES ON INDIAN RESERVATIONS IN ARIZONA

COMMUNITIES ON INDIAN RESERVATIONS IN ARIZONA

RESERVATION	COUNTY	COMMUNITY CODE*	COMMUNITY NAME
AK CHIN	PINAL	11059	AK CHIN
		11060	AK CHIN INDIAN RESERVATION/NOS**
CAMP VERDE	YAVAPAI	13079	CAMP VERDE INDIAN RESERVATION/NOS
		13080	MIDDLE VERDE
COCOPAH	YUMA	14024	COCOPAH INDIAN RESERVATION
COLORADO RIVER	LA PAZ	15003	PARKER
		15023	COLORADO RIVER INDIAN RESERVATION/NOS
		15024	POSTON
		15025	PARKER VALLEY
		15026	MOHAVE TRIBAL CEMETERY
FORT APACHE	APACHE	01024	FORT APACHE INDIAN RESERVATION/NOS
		01025	HAWLEY LAKE
		01026	MAVERICK
		01027	M McNARY
	GILA	04031/04036/04037	FORT APACHE INDIAN RESERVATION/NOS
		04032	AMOS WASH
		04033	CANYON DAY
		04034	CARRIZO
		04035	CEDAR CREEK
		04038	WARRIOR CANYON
	NAVAJO	09063/09064	FORT APACHE INDIAN RESERVATION/NOS
		09065	CHINO SPRINGS
		09066/09079	CIBECUE
		09067	DEER SPRINGS
		09068	DIAMOND CREEK
09069		EAST FORK	
09070		FORT APACHE	
09071		INDIAN PINE	
09072		HONDAH	
09073		M McNARY	
09074		NORTH FORK	
09075	SEVEN MILE		

COMMUNITIES ON INDIAN RESERVATIONS IN ARIZONA

RESERVATION	COUNTY	COMMUNITY CODE*	COMMUNITY NAME
FORT APACHE (CONTINUED)		09076	WHITERIVER
		09077	RAINBOW CITY
		09078	CASTLE BUTTE
FORT McDOWELL	MARICOPA	07107	FORT McDOWELL
		07108	FORT McDOWELL INDIAN RESERVATION/NOS
FORT MOHAVE	MOHAVE	08048	FORT MOHAVE
FORT YUMA	YUMA	14023	FORT YUMA
GILA RIVER	MARICOPA	07021	FIREBIRD LAKE
		07103	GILA RIVER INDIAN RESERVATION/NOS
		07104	GILA CROSSING
		07105	SAINT JOHNS
		07106	KOMATKE
	PINAL	11061/11065	GILA RIVER INDIAN RESERVATION/NOS
		11062	BAPCHULE
		11063	BLACKWATER
		11064	CASA BLANCA
		11066	LOWER SANTAN
		11067	OLBERG
		11068	PROGRESSIVE COLONY
		11069	SACATON
		11070	SANTAN
		11071	SOUTH GOODYEAR
	11072	STOTONIC	
	11073	UPPER SANTAN	
	11074	SNAKETOWN	
	11075	LONG BUTTE	
	11076	WETCAMP	
	11077	WEST CHANDLER	
	11078	SWEETWATER	
	11079	GILA RIVER INDIAN COMMUNITY (GRIC)	
	11081	COCLEBURR	
	11083	JACKRABBIT	

COMMUNITIES ON INDIAN RESERVATIONS IN ARIZONA

RESERVATION	COUNTY	COMMUNITY CODE*	COMMUNITY NAME	
HAVASUPAI	COCONINO	03059	SUPAI	
		03060	HAVASUPAI INDIAN RESERVATION/NOS	
HOPI	COCONINO	03061	HOPI INDIAN RESERVATION/NOS	
		03071	MOENCOPI	
		03083	MOENAVE	
		NAVAJO	09026	HOPI INDIAN RESERVATION/NOS
			09027/09028	BACAVI
			09035	HANO
			09037	HOTEVILLA
			09040	KEAMS CANYON
			09042	MISHONGNOVI
			09043/09094	KYKOTSMOVI VILLAGE
	09044	OLD ORAIBI		
	09045	ORAIBI		
	09047	POLACCA		
	09050	SECOND MESA		
	09051/09052/09056	SHIPAULOVI		
	09053/09054	SHONGOPOVI		
	09055	SICHOMOVI		
09058	SNOWBIRD			
09060	WALPI			
HUALAPAI	COCONINO	03057	HUALAPAI INDIAN RESERVATION/NOS	
		03058	FRAZIERS WELL	
	MOHAVE	08054	PEACH SPRINGS INDIAN RESERVATION/NOS	
		08055	PEACH SPRINGS	
		08059	VALENTINE INDIAN RESERVATION/NOS	
08060	VALENTINE			
KAIBAB	COCONINO	03056	KAIBAB INDIAN RESERVATION/NOS	
	MOHAVE	08049	KAIBAB INDIAN RESERVATION/NOS	
		08051	KAIBAB	
		08052	MOCCASIN	
		08053	SIX MILE	

COMMUNITIES ON INDIAN RESERVATIONS IN ARIZONA

RESERVATION	COUNTY	COMMUNITY CODE*	COMMUNITY NAME
NAVAJO	APACHE	01018	NAVAJO
		01020	PINON
		01022	PAINTED DESERT
		01028	FORT DEFIANCE
		01029	CHINLE
		01030	SAWMILL
		01031	WINDOW ROCK
		01032/01042	TSAILEE
		01033	KINLICHEE
		01034	GANADO
		01035	NAZLINI
		01036	STEAMBOAT
		01037	MANY FARMS
		01038	COTTONWOOD
		01039	ROCK POINT
		01040	DENNEHOTSO
		01041	HUNTER'S POINT
		01043	LUKACHUKAI
		01044	ROUND ROCK
		01045	BLUE GAP
		01046	ROUGH ROCK
		01047	BLUE CANYON
		01048/01062	ST. MICHAELS
		01049	WHEATFIELDS
		01050	SALINA SPRINGS
		01051	KLAGETOH
		01052	TOYEI
		01053	WIDE RUINS
		01054	HOUCK
		01055	TEEC NOS POS
01056	LUPTON		
01057	RED VALLEY		

COMMUNITIES ON INDIAN RESERVATIONS IN ARIZONA

RESERVATION	COUNTY	COMMUNITY CODE*	COMMUNITY NAME
NAVAJO (CONTINUED)		01058	COVE
		01059	CORNFIELDS
		01060	CANYON DEL MUERTO
		01061	NAVAJO STATION
		01063	WOODSPRINGS
		01064	SWEETWATER
		01065	ALLENTOWN
		01066	TEC NEZ IAH
		01067	OAK SPRINGS
		01068	RED MESA
		01069	WHIPPORWILL
		01070	GREASEWOOD
		01071	SUNRISE
		01072	CROSS CANYON
		01073	PINE SPRINGS
		03018	GREY MOUNTAIN
	COCONINO		03062
		03063	DINNEBITO
		03064	ELEPHANT'S FEET
		03065	HOWELL MESA
		03067	RED LAKE
		03068	TONALEA
		03069	TUBA CITY
		03070	BITTER SPRINGS
		03072	KAIBETO
		03073	LEUPP
		03074	CEDAR RIDGE
		03075	INSCRIPTION
	03076	THE GAP	
	03077	CAMERON	
	03078	NAVAJO MOUNTAIN	
	03079	INSCRIPTION HOUSE	

COMMUNITIES ON INDIAN RESERVATIONS IN ARIZONA

RESERVATION	COUNTY	COMMUNITY CODE*	COMMUNITY NAME	
NAVAJO (CONTINUED)		03080	LECHEE	
		03081	FOREST LAKES	
		03082	TOLANI LAKE	
		03084	WHITE MESA	
		03085	COALMINE	
		03086	SAND SPRINGS	
		03087	RARE METALS	
		03088	COPPERMINE	
	NAVAJO		09029	BIG MOUNTAIN
			09036	HARD ROCKS
			09038/09039	JEDDITO
			09041	LOW MOUNTAIN
			09046	PINON
			09059	TACHEE
			09061	WHIPPORWILL
		09080	TEESTO (TEESTOH)	
		09081	KAYENTA	
		09082	WHITECONE	
		09083	SHONTO	
		09084	GREASEWOOD	
		09085/09090	DILCON	
		09086	CHILCHINBETO	
		09087	BURNTCORN	
	09088	BLACK MESA		
	09089	BIRD SPRINGS		
	09091	INDIAN WELLS		
	09093	KITSEEL		
	09095	SEBA DAIKAL		
	09031/09032/09034/09049/09092	OTHER/UNKNOWN PLACE		

COMMUNITIES ON INDIAN RESERVATIONS IN ARIZONA

RESERVATION	COUNTY	COMMUNITY CODE*	COMMUNITY NAME	
PASCUA YAQUI	PIMA	10059	PASCUA YAQUI INDIAN RESERVATION	
SALT RIVER	MARICOPA	07109	SALT RIVER INDIAN RESERVATION	
SAN CARLOS	GILA	04040	SAN CARLOS INDIAN RESERVATION/NOS	
		04041	COOLIDGE DAM	
		04042	CUTTER	
		04043	PERIDOT	
		04044	SAN CARLOS	
	GRAHAM	05030	SAN CARLOS INDIAN RESERVATION/NOS	
		05031	BYLAS	
		05032	CALVA	
		05033	SAN CARLOS LAKE	
		05033	SAN CARLOS LAKE	
SAN XAVIER	PIMA	10047	SAN XAVIER INDIAN RESERVATION/NOS	
TOHONO O'ODHAM	MARICOPA	07099	TOHONO O'ODHAM INDIAN RESERVATION/NOS	
		07100	KAKA	
		07101/07102	GILA BEND INDIAN COMMUNITY/SAN LUCY VILLAGE	
	PIMA	10048	TOHONO O'ODHAM	
		10049	SANTA ROSA	
		10050	HICKIWAN	
		10051	PISINEMO	
		10052	IRON STAND VILLAGE	
		10053	LITTLE TUCSON	
		10054	SELLS	
		10055	TOPAWA	
		10056/10060	MENEGER'S DAM	
		10057	QUEEN'S WELL	
		PINAL	11055	TOHONO O'ODHAM INDIAN RESERVATION/NOS
			11056	CHUICHU
11057	KOHATK			
01105	NORTH KOMELIK			

* THE CITY/TOWN/PLACE CODES USED BY THE OFFICE OF VITAL RECORDS OF THE ARIZONA DEPARTMENT OF HEALTH SERVICES.

** NOT OTHERWISE SPECIFIED.

