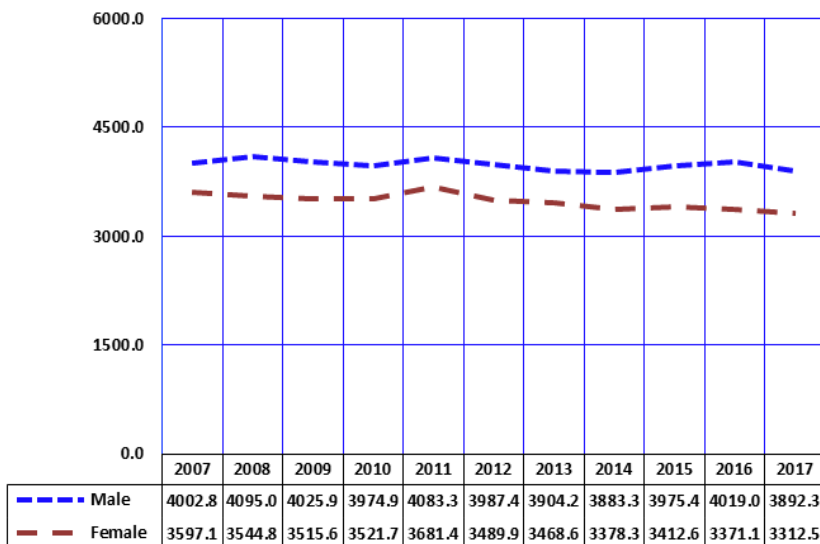


**2C.AGE-SPECIFIC MORTALITY**  
**Elderly mortality (ages 65 years and older)**

**Figure 2C-21**  
**Mortality Rates<sup>a</sup> by Gender and Year among Elderly 65 Years and Older, Arizona, 2007-2017**



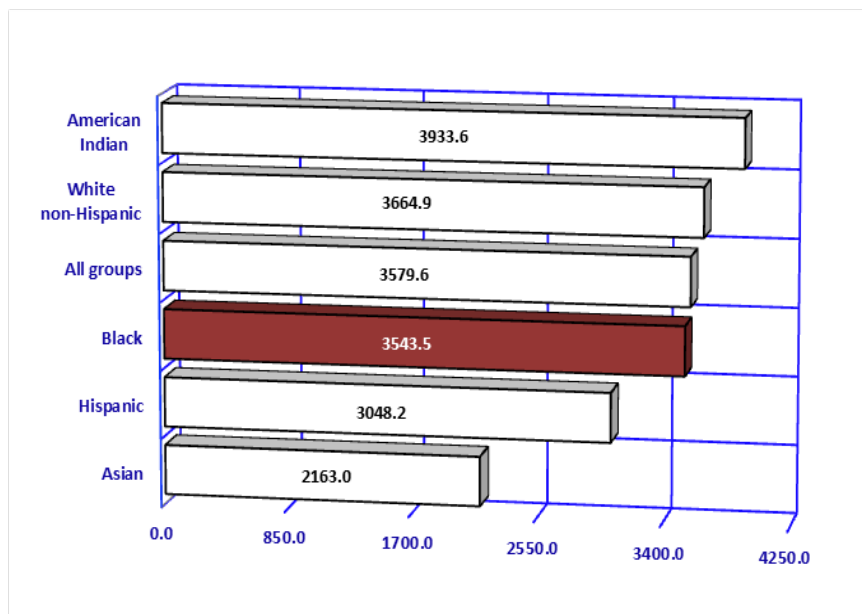
In 2017, an estimated 1,178,859 residents age 65 years and older resided in the state (Table 10A-1). No other age group has as great a disproportionate gender distribution as the elderly. As a result of the higher total mortality rates for males at earlier ages, 17.5 percent more elderly women than men were alive in 2017.

The 2017 elderly mortality rate of 3,579.6 per 100,000 was 5.3 percent lower than the 2007 rate of 3,778.8 (Table 2C-23).

The 2017 total mortality rate among elderly females was 7.9 percent lower than their rate in 2007. The mortality rate among elderly males decreased 2.8 percent during the same period (Figure 2C-21, Table 2C-23).

Note: <sup>a</sup> Number of deaths per 100,000 persons, 65+ years old in specified group.

**Figure 2C-22**  
**Mortality Rates<sup>a</sup> by Race/Ethnicity among Elderly 65 Years and Older, Arizona, 2017**



In 2017 the mortality rate for Arizona's American Indian elderly residents was 1.8 times that of the Asian elderly population. The mortality rate of 2,163.0 /100,000 among elderly Asians was the lowest rate among the racial/ethnic groups (Figure 2C-22). Hispanic or Latino elderly had the second lowest mortality rate in 2017 at 3,048.2/100,000.

Note: <sup>a</sup> Number of deaths per 100,000 persons, 65+ years old in specified group.

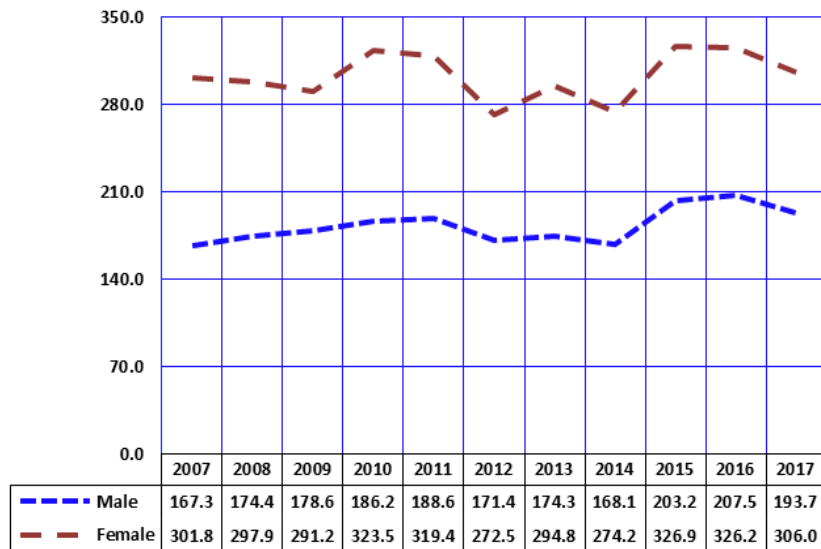
2C.AGE-SPECIFIC MORTALITY  
**Elderly mortality (ages 65 years and older)**

**Figure 2C-23**  
**Trends in Mortality Rates for Alzheimer's Disease<sup>a</sup> by Gender and Year among Elderly 65 Years and Older, Arizona, 2007-2017**

**Tables, 2C-23 and 2C-24** provide mortality rates for the five causes with the greatest number of deaths over the 2007-2017 period.

In 2017, Alzheimer's disease (2,997 deaths; **Table 2C-26**) accounted for 7.1 percent of elderly mortality. From 2016 to 2017, mortality due to Alzheimer's disease decreased for both genders (**Figure 2C-23**).

There were 1,945 deaths from Alzheimer's disease among elderly females in 2017, almost twice the number of deaths from this cause among males (1,052; **Table 2C-26**). White non-Hispanic elderly accounted for 85.6 percent of the 2017 deaths from Alzheimer's disease (based on data in **Table 2C-26**).

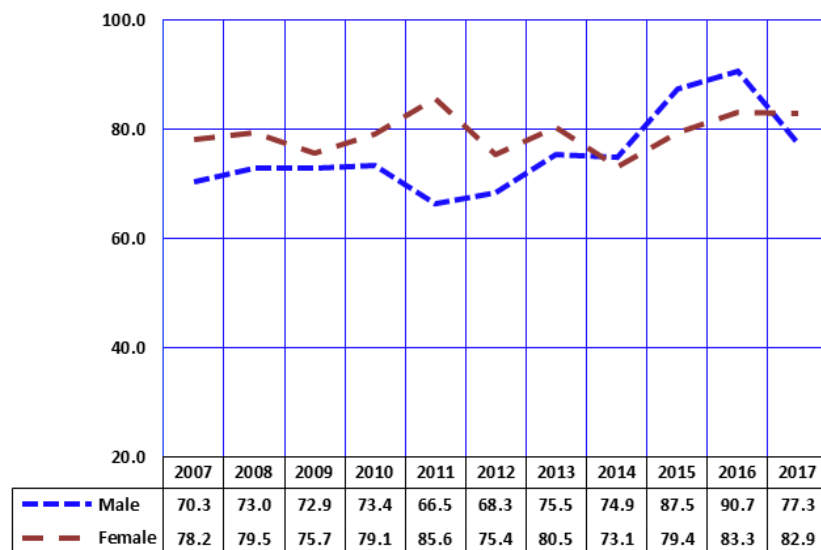


Note: <sup>a</sup> Number of deaths due to Alzheimer's disease per 100,000 persons, 65+ years old in specified group.

**Figure 2C-24**  
**Trends in Mortality Rates for Falls and Fall-related Injuries<sup>a</sup> by Gender and Year among Elderly 65 Years and Older, Arizona, 2007-2017**

Among unintentional injury deaths unrelated to motor vehicles, Arizona's elderly experienced high mortality from *fall-related injuries* (**Figure 2C-24**). In 2017, 947 elderly Arizonans 65 years or older died from *fall-related injuries*, compared to 973 in 2016, a 2.7 percent decrease (**Table 2C-26**).

In 2017, Arizonans aged 85 years old or older experienced the largest number of *fall-related deaths* (528), followed by Arizonans 75-84 years old (274), and those aged 65-74 years old (145).



Note: <sup>a</sup> Number of deaths due to falls and fall-related injuries per 100,000 persons, 65+ years old in specified group.