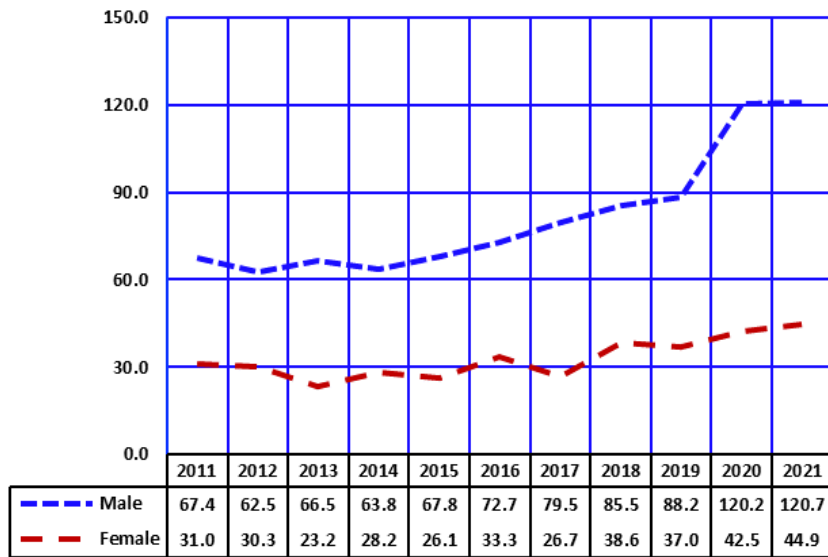


2C.AGE-SPECIFIC MORTALITY
Adolescent mortality (ages 15-19 years)

Figure 2C-9
Mortality Rates^a by Gender and Year among Adolescents 15-19 Years,
Arizona, 2011-2021

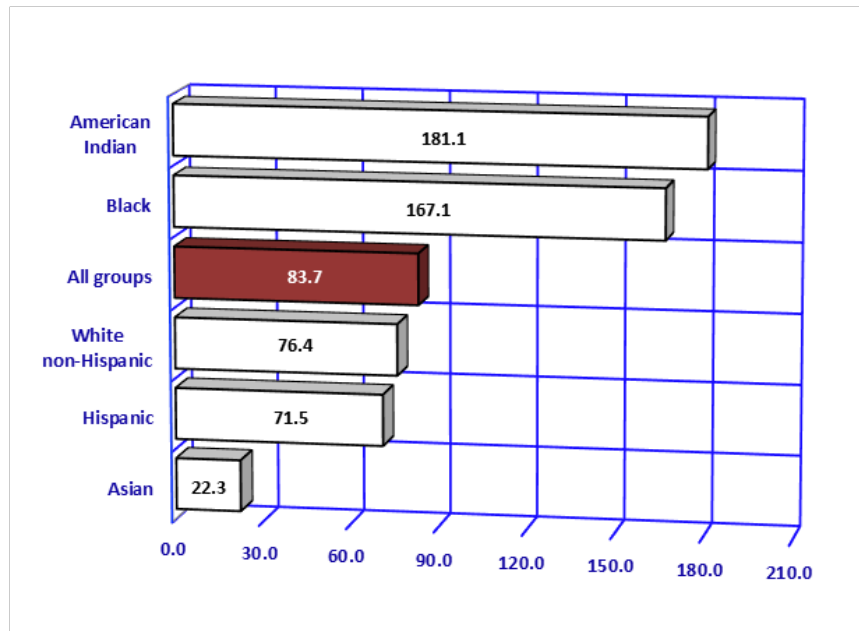


Adolescence refers to individuals between the ages of 15 and 19, an important developmental period marking the transition from childhood to adulthood. In 2021, an estimated 473,400 adolescents resided in Arizona, comprising 6.5 percent of the State’s population (**Table 10A-1**). The lives of 396 resident adolescents prematurely ended in 2021, resulting in a total mortality rate of 83.7 deaths per 100,000 adolescents. This mortality rate was 68.4 percent higher than the 2011 rate (**Table 2C-11**).

The likelihood of dying was approximately 2.69 times higher for adolescent boys than for adolescent girls in 2021 (**Figure 2C-9, Table 2C-11**).

Notes: ^a Number of deaths per 100,000 persons, 15 - 19 years old in specified group.

Figure 2C-10
Mortality Rates^a by Race/Ethnicity among Adolescents 15-19 Years,
Arizona, 2021



The five causes with the greatest number of deaths over the 2011-2021 period were *unintentional injuries in accidents, suicide, homicide, malignant neoplasms, and diseases of heart* (**Table 2C-14**).

In 2021, adolescents who were Asian, Hispanic, or White had greater survival chances than the state average for all adolescents. American Indian had the lowest survival chances of all racial/ethnic groups (**Figure 2C-10**).

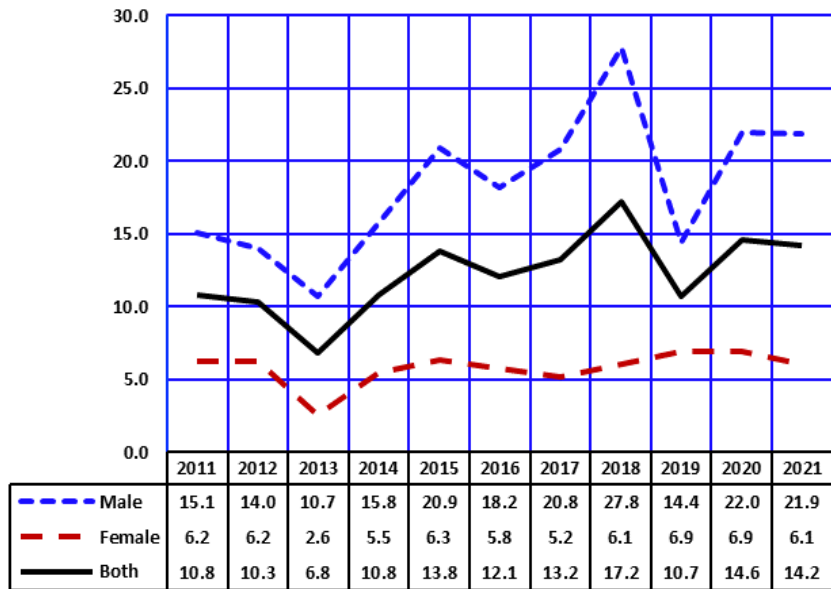
Note: ^a Number of deaths per 100,000 persons, 15 - 19 years old in specified group.

2C.AGE-SPECIFIC MORTALITY
Adolescent mortality (ages 15-19 years)

Figure 2C-11
Suicide Rates^a by Gender and Year among Adolescents 15-19 Years, Arizona, 2011-2021

In 2021, sixty-seven suicide deaths were recorded among Arizonans age 15-19 years, a decrease from 69 recorded in 2020 (**Table 2C-14**). In 2021, as in prior years, male adolescents accounted for the absolute majority (79.1 percent) of completed suicides.

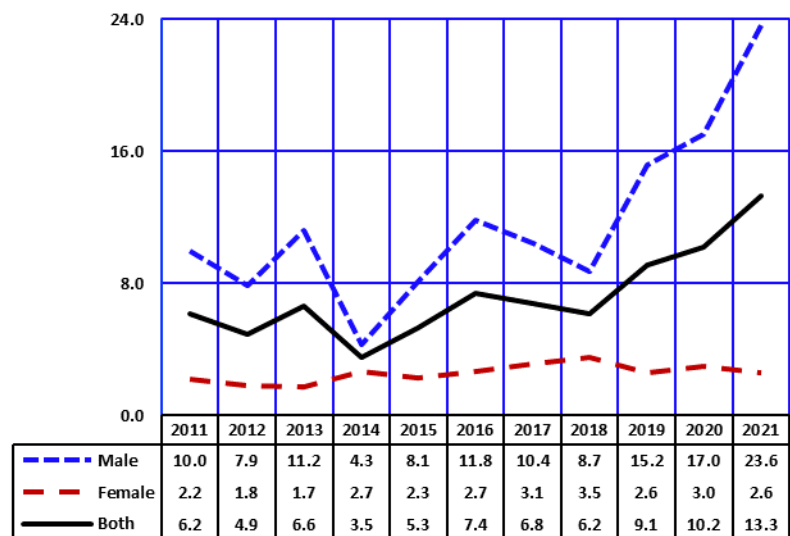
The suicide rate in 2013 was the lowest recorded since at least 1990 (**Figure 2C-11, Table 2C-11**). Between 2011 and 2021, the adolescent male suicide rate (21.9/100,000) increased 45.0 percent, while the adolescent female suicide rate (6.1) decreased by 1.6 percent. The male to female ratio in suicide mortality rates increased from 2.4:1 in 2011 to 3.6:1 in 2021. In other words, male adolescents were almost 3.6 times more likely to kill themselves than female adolescents in 2021, compared to 2.4 times in 2011.



Note: ^a Number of suicide deaths per 100,000 persons, 15 - 19 years old in specified group.

Figure 2C-12
Homicide Rates^a by Gender and Year among Adolescents 15-19 Years, Arizona, 2011-2021

During the 11-year period, from 2011 to 2021, the overall adolescent mortality rate due to homicide increased by 114.5 percent. However, there were some gender differences in homicide rates, marked by an increase of 136.0 percent among adolescent males and 18.2 percent among their female counterparts (**Figure 2C-12, Table 2C-11**). From 2020 to 2021, the overall mortality rate of adolescent homicide deaths increased by 30.4 percent. Looking at gender specific homicide mortality, there was a substantial increase of 38.8 percent for males and 13.3 percent decrease for females in the 2020-2021 years.



Note: ^a Number of homicide deaths per 100,000 persons, 15 - 19 years old in specified group.