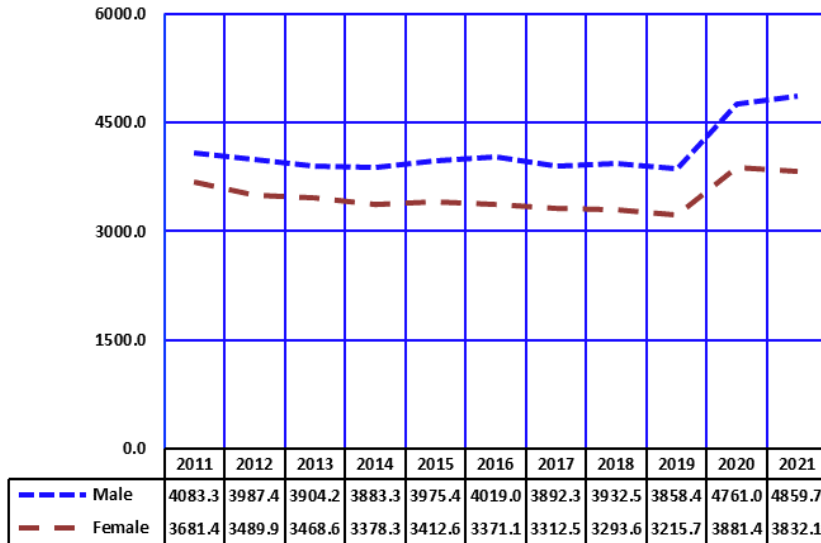


**2C.AGE-SPECIFIC MORTALITY**  
**Elderly mortality (ages 65 years and older)**

**Figure 2C-25**  
**Mortality Rates<sup>a</sup> by Gender and Year among Elderly 65 Years and Older, Arizona, 2011-2021**



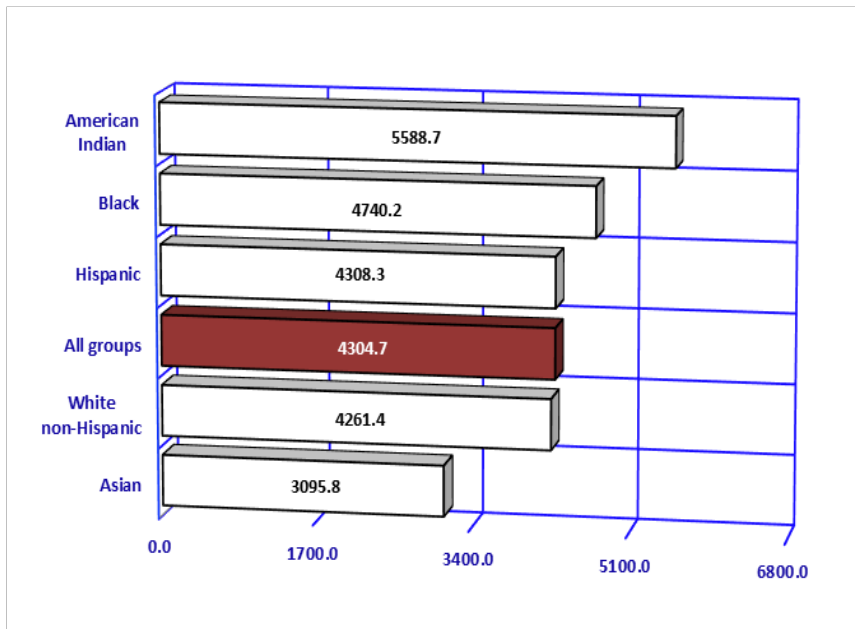
In 2021, an estimated 1,347,800 residents age 65 years and older resided in the state (**Table 10A-1**). No other age group has as great of a disproportionate gender distribution as the elderly. As a result of the higher total mortality rates for males at earlier ages, more elderly women than men were alive in 2021.

The 2021 elderly mortality rate of 4304.7 per 100,000 was 11.4 percent higher than the 2011 rate of 3,864.8 (**Table 2C-23**).

The 2021 total mortality rate among elderly females was 4.1 percent higher than their rate in 2011. The mortality rate among elderly males increased 19.0 percent during the same period (**Figure 2C-25, Table 2C-23**).

Note: <sup>a</sup> Number of deaths per 100,000 persons, 65+ years old in specified group.

**Figure 2C-26**  
**Mortality Rates<sup>a</sup> by Race/Ethnicity among Elderly 65 Years and Older, Arizona, 2021**



In 2021 the mortality rate for Arizona's American Indian elderly residents was 1.8 times that of the Asian elderly population. The mortality rate of 3,095.8 /100,000 among elderly Asians was the lowest rate among the racial/ethnic groups (**Figure 2C-26**). White non-Hispanic elderly had the second lowest mortality rate in 2021 at 4,261.4/100,000.

Note: <sup>a</sup> Number of deaths per 100,000 persons, 65+ years old in specified group.

2C.AGE-SPECIFIC MORTALITY  
**Elderly mortality (ages 65 years and older)**

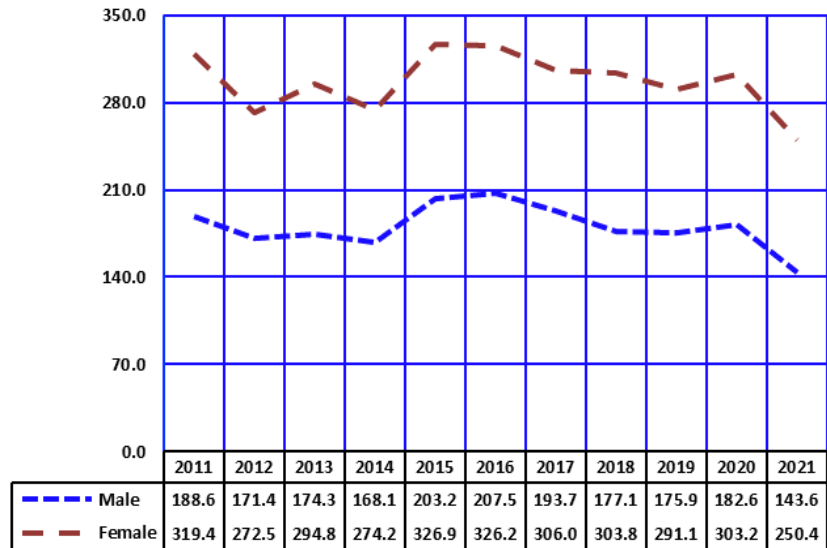
**Tables 2C-23 and 2C-24** provide mortality rates for the five causes with the greatest number of deaths over the 2011-2021 period.

In 2021, Alzheimer’s disease (2,713 deaths; **Table 2C-26**) accounted for 4.7 percent of elderly mortality. From 2020 to 2021, the mortality rate due to Alzheimer’s disease decreased for both genders (**Figure 2C-27**).

There were 1,823 deaths from Alzheimer’s disease among elderly females in 2021, approximately twice the number of deaths from this cause among males (890; **Table 2C-26**).

White non-Hispanic elderly accounted for 82.3 percent of the 2021 deaths from Alzheimer’s disease (based on data in **Table 2C-26**).

**Figure 2C-27**  
**Trends in Mortality Rates for Alzheimer’s Disease<sup>a</sup> by Gender and Year among Elderly 65 Years and Older, Arizona, 2011-2021**

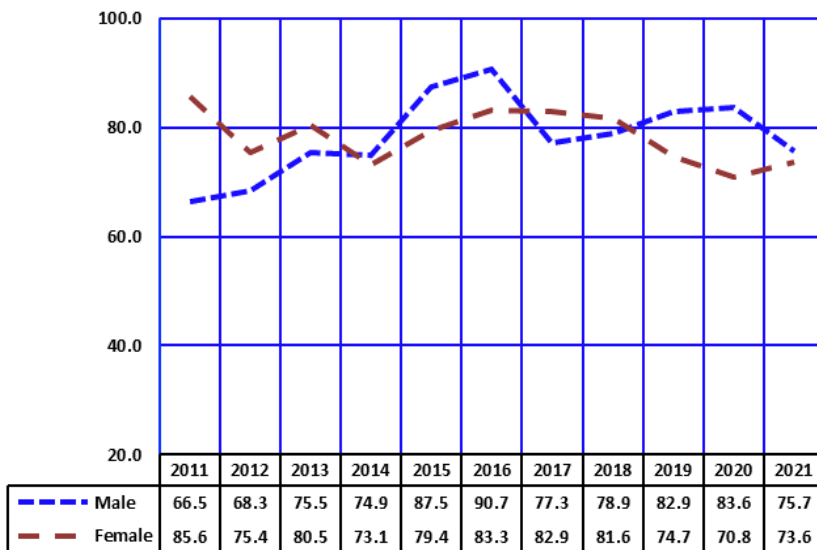


Note: <sup>a</sup> Number of deaths due to Alzheimer’s disease per 100,000 persons, 65+ years old in specified group.

**Figure 2C-28**  
**Trends in Mortality Rates for Falls and Fall-related Injuries<sup>a</sup> by Gender and Year among Elderly 65 Years and Older, Arizona, 2011-2021**

Among unintentional injury deaths unrelated to motor vehicles, Arizona’s elderly experienced high mortality from *fall-related injuries* (**Figure 2C-28**). In 2021, 1,005 elderly Arizonans 65 years or older died from *fall-related injuries*, compared to 989 in 2020, representing a 1.6 percent increase between these two years (**Table 2C-26**).

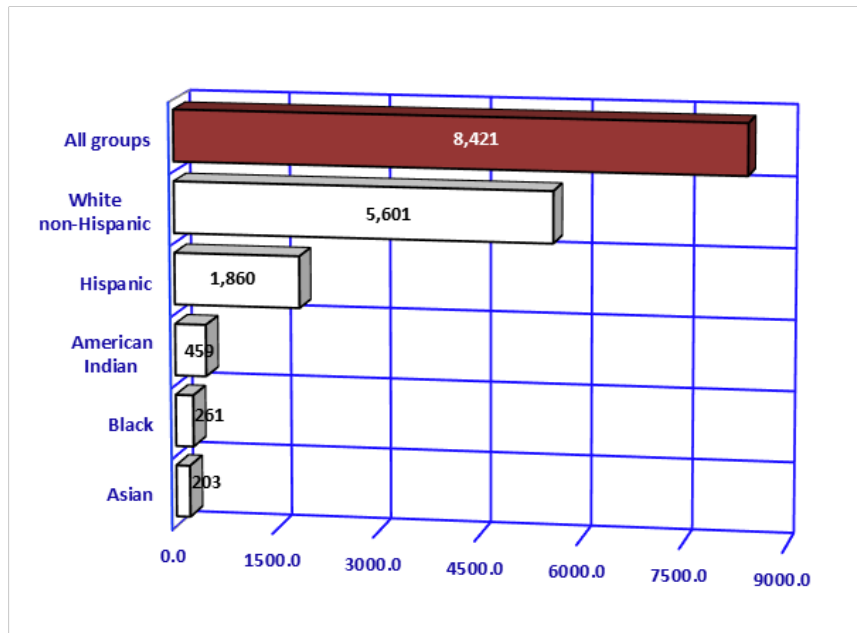
In 2021, Arizonans aged 85 years old or older experienced the largest number of *fall-related deaths* (509), followed by Arizonans 75-84 years old (339), and those aged 65-74 years old (157).



Note: <sup>a</sup> Number of deaths due to falls and fall-related injuries per 100,000 persons, 65+ years old in specified group.

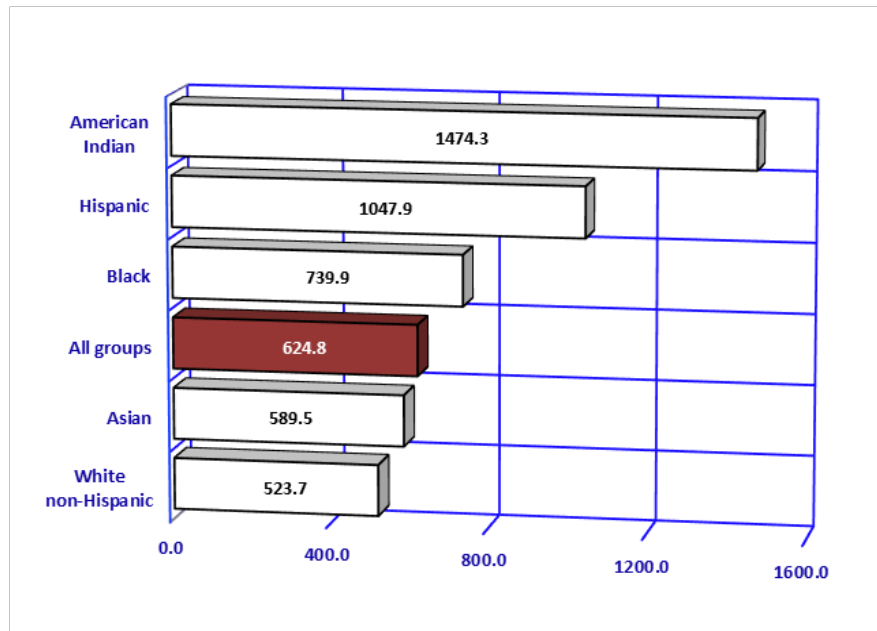
**2C.AGE-SPECIFIC MORTALITY**  
**Elderly mortality (ages 65 years and older)**

**Figure 2C-29**  
**Mortality for COVID-19 by Race/Ethnicity among Elderly 65 Years and Older, Arizona, 2021**



In 2021, 8,421 Arizona resident elderly adults 65 years of age and older died from COVID-19. Among the deaths, people who identified as White, non-Hispanic represented the largest amount of deaths compared to other race and ethnicities with 66.5% (n=5,601) of deaths in this age group. The least impacted race were Asians with 2.4% (n=203) of deaths in this age group (**Figure 2C-29, Table 2C-26**).

**Figure 2C-30**  
**Mortality Rates<sup>a</sup> for COVID-19 by Race/Ethnicity among Elderly 65 Years and Older, Arizona, 2021**



The age-specific mortality rate of Arizona resident elderly adults 65 years of age and older found the highest risk among American Indians with a rate of 1,474.3 deaths per 100,000 people aged 65 years and older. This was approximately 2.4 times the rate among all race/ethnicity groups (624.8 deaths per 100,000 people aged 65+). People who identified as Hispanic or Latino represented the second highest group with 1,047.9 deaths per 100,000 people aged 65 years and older (**Figure 2C-30**).

Note: <sup>a</sup> Number of deaths due to COVID-19 per 100,000 persons, 65 years and older in specified group.