

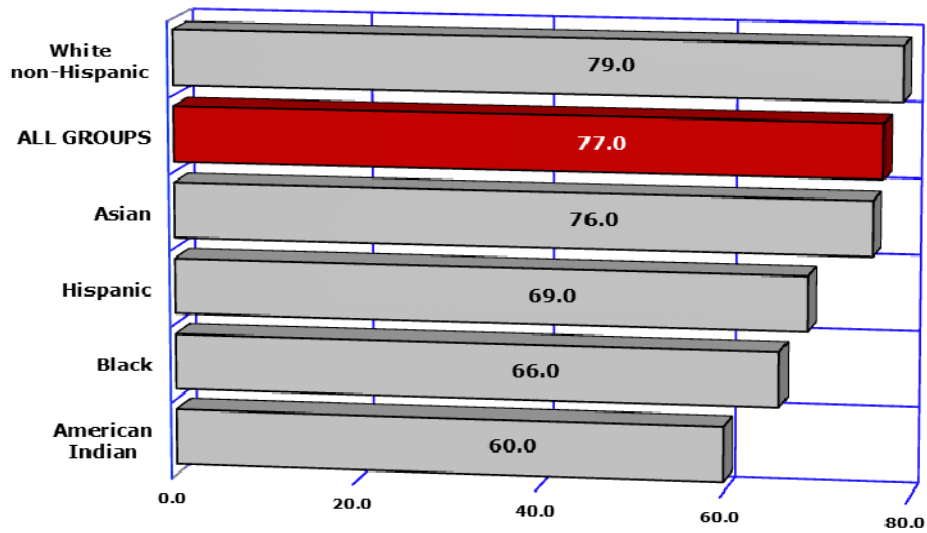
8

Patterns of Premature Mortality

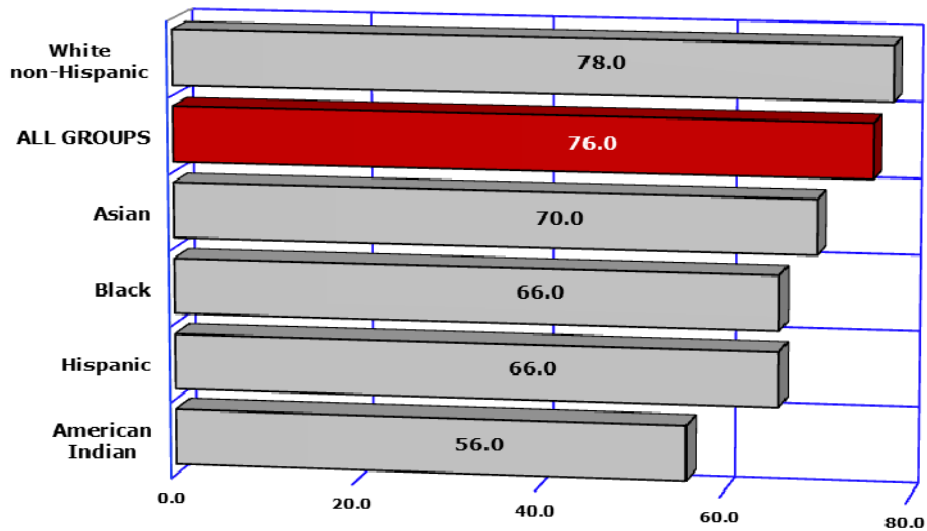
- 8-1 Median Age at Death from All Causes among Arizona Residents**
- 8-2 Median Age at Death from All Causes among Arizona Males**
- 8-3 Median Age at Death from All Causes among Arizona Females**
- 8-4 Percent of Total Deaths before Expected Years of Life Reached**

8-1 MEDIAN AGE AT DEATH FROM ALL CAUSES

2013



2003

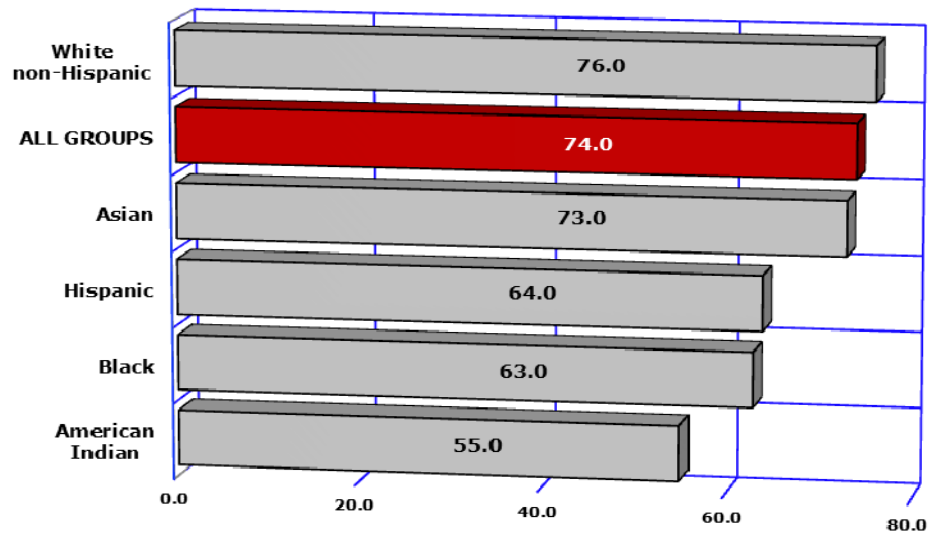


MEDIAN AGE AT DEATH IN 2003 AND 2013

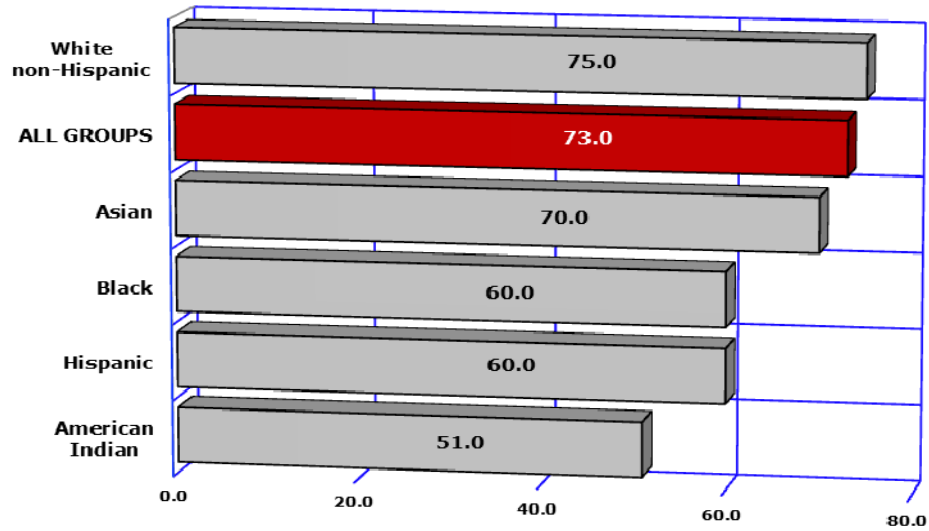
By race/ethnicity						
Year	All groups	White non-Hispanic	Hispanic or Latino	Black or African American	American Indian or Alaska Native	Asian or Pacific Islander
2003	76.0	78.0	66.0	66.0	56.0	70.0
2013	77.0	79.0	69.0	66.0	60.0	76.0
% change from 2003	1.3	1.3	4.5	0.0	7.1	8.6

8-2 MEDIAN AGE AT DEATH FROM ALL CAUSES AMONG MALES

2013



2003

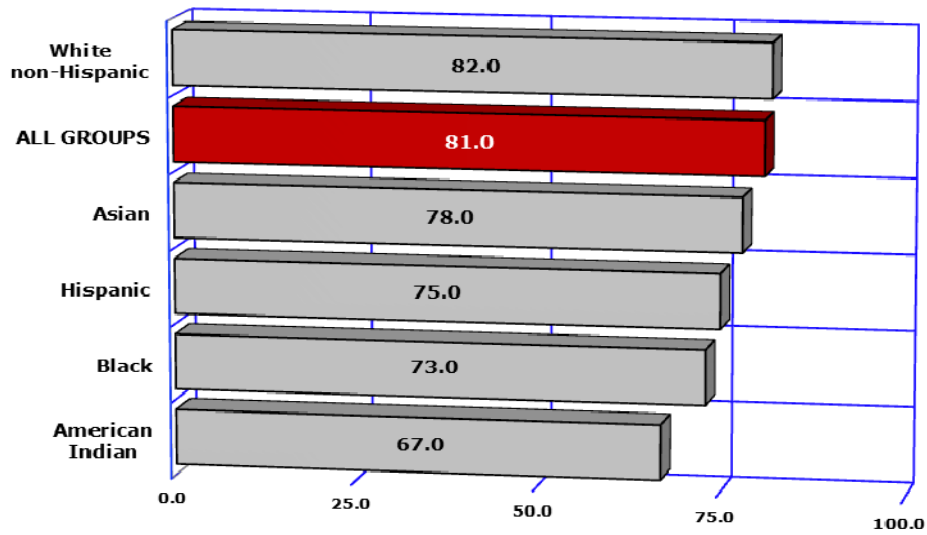


MEDIAN AGE AT DEATH AMONG MALES IN 2003 AND 2013

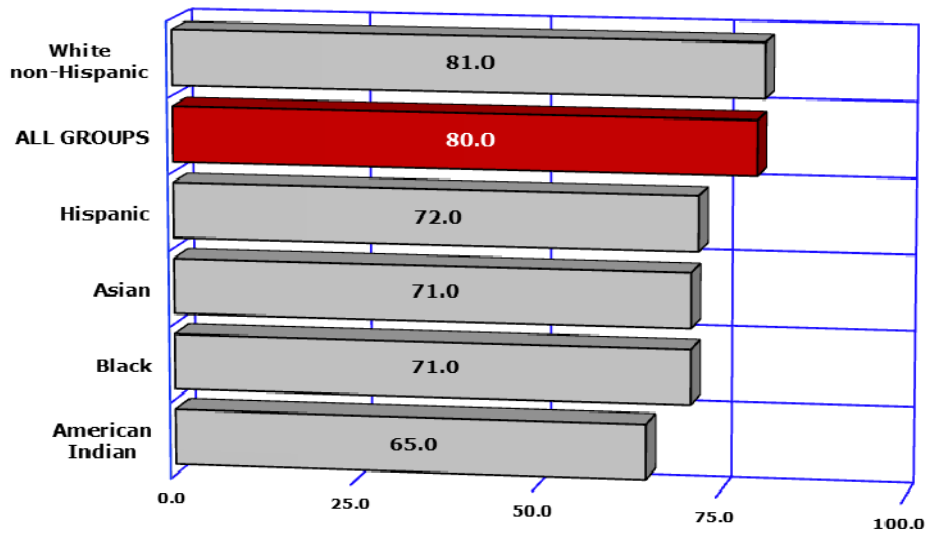
By race/ethnicity						
Year	All groups	White non-Hispanic	Hispanic or Latino	Black or African American	American Indian or Alaska Native	Asian or Pacific Islander
2003	73.0	75.0	60.0	60.0	51.0	70.0
2013	74.0	76.0	64.0	63.0	55.0	73.0
% change from 2003	1.4	1.3	6.7	5.0	7.8	4.3

8-3 MEDIAN AGE AT DEATH FROM ALL CAUSES AMONG FEMALES

2013



2003

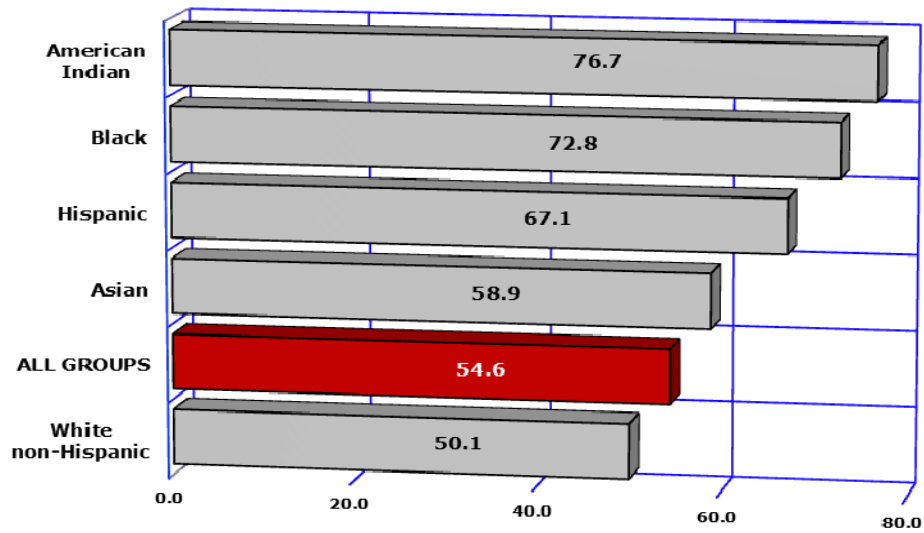


MEDIAN AGE AT DEATH AMONG FEMALES IN 2003 AND 2013

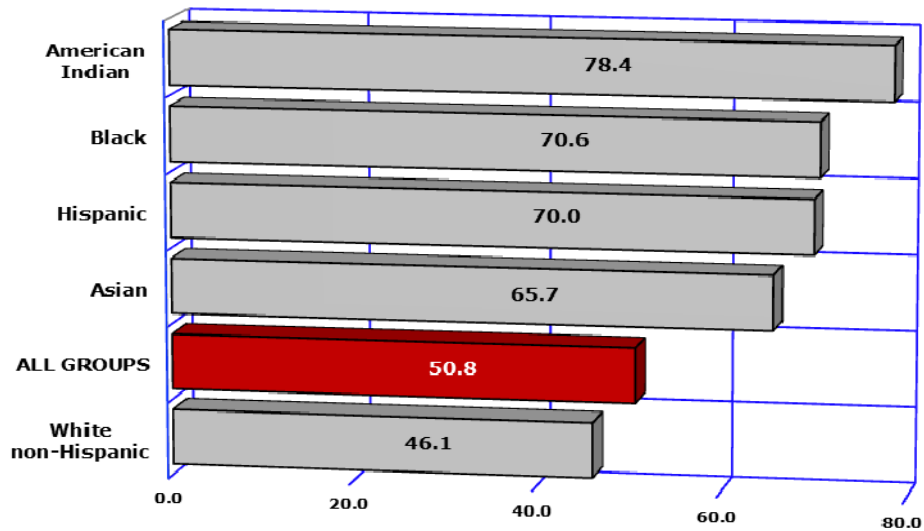
By race/ethnicity						
Year	All groups	White non-Hispanic	Hispanic or Latino	Black or African American	American Indian or Alaska Native	Asian or Pacific Islander
2003	80.0	81.0	72.0	71.0	65.0	71.0
2013	81.0	82.0	75.0	73.0	67.0	78.0
% change from 2003	1.3	1.2	4.2	2.8	3.1	9.9

8-4 PERCENT OF TOTAL DEATHS BEFORE EXPECTED YEARS OF LIFE REACHED

2013



2003



DEATHS BEFORE EXPECTED YEARS OF LIFE REACHED IN 2003 AND 2013

By race/ethnicity						
Year	All groups	White non-Hispanic	Hispanic or Latino	Black or African American	American Indian or Alaska Native	Asian or Pacific Islander
2003	50.8	46.1	70.0	70.6	78.4	65.7
2013	54.6	50.1	67.1	72.8	76.7	58.9
% change from 2003	7.5	8.7	-4.1	3.1	-2.2	-10.4