

HEALTH STATUS PROFILE OF AMERICAN INDIANS IN ARIZONA 2000 DATA BOOK

by

*Christopher K. Mrela, Ph.D., Assistant Registrar of Vital Statistics
Trentham Coe, Senior Research Data Analyst*

April 2002

HEALTH STATUS PROFILE OF AMERICAN INDIANS IN ARIZONA 2000 DATA BOOK

TABLE OF CONTENTS

Introduction	1
I. COMPARISON OF AMERICAN INDIANS' STANDING IN ARIZONA IN 2000 WITH RESPECT TO SELECTED HEALTH OBJECTIVES FOR THE YEAR 2000.....	3
1.1 Early Prenatal Care	5
1.2 Infant Mortality.....	6
1.3 Postneonatal Mortality	7
1.4 Mortality from Unintentional Injuries.....	8
1.5 Mortality from Motor Vehicle-Related Injuries.....	9
1.6 Suicide Mortality	10
1.7 Homicide Mortality.....	11
1.8 Mortality of Children 1-14 Years Old	12
1.9 Mortality of Adolescents and Young Adults 15-24 Years Old	13
1.10 Mortality of Adults 25-64 Years Old	14
II. AN OVERVIEW OF SELECTED HEALTH PROBLEMS AND HEALTH RISKS AMONG AMERICAN INDIANS AND ALL RESIDENTS OF ARIZONA.....	15
2.1 Causes From Which American Indians Were More Likely or Less Likely to Die Relative to All Arizona Residents in 2000	17
2.2 Average Age At Death From All Causes Among American Indians and All Arizona Residents	18
2.3 Nonmarital Births	19
2.4 Low Birthweight Births.....	20
2.5 The Incidence of Fetal Alcohol Syndrome	21
2.6 Births to Teenage Mothers	22
2.7 The Incidence of Birth Defects (Congenital Anomalies).....	23
2.8 The Incidence of Pregnancy Associated Hypertension	24
2.9 The Incidence of Anemia During Pregnancy.....	25
2.10 The Incidence of Diabetes During Pregnancy	26

**III. CHARACTERISTICS OF AMERICAN INDIAN NEWBORNS AND MOTHERS GIVING BIRTH
BY PLACE OF RESIDENCE IN ARIZONA IN 2000 27**

SOCIODEMOGRAPHIC CHARACTERISTICS

3.1 Maternal Age 31
3.2 Educational Attainment of Mother 32
3.3 Marital Status of Mother 33
3.4 Race/Ethnicity of Father 34
3.5 Age of Father 35
3.6 Source of Payment for Labor and Delivery 36

MATERNAL LIFESTYLE AND HEALTH CHARACTERISTICS

3.7 Maternal Weight Gain During Pregnancy 39
3.8 Medical Risk Factors for Pregnancy 40
3.9 Substance Use During Pregnancy 41

UTILIZATION OF MEDICAL SERVICES

3.10 Trimester of Pregnancy Prenatal Care Began 45
3.11 Number of Prenatal Visits 46
3.12 Obstetric Procedures..... 47
3.13 Complications of Labor and Delivery..... 48
3.14 Method of Delivery..... 49
3.15 Attendant at Birth..... 50

NEWBORN'S HEALTH

3.16 Gestational Age 53
3.17 Weight At Birth 54
3.18 Abnormal Conditions of the Newborn..... 55
3.19 Congenital Anomalies (Birth Defects) 56
3.20 Causes of Infant Death..... 57

IV. PATTERNS OF MORTALITY AMONG AMERICAN INDIANS BY PLACE OF RESIDENCE IN ARIZONA IN 2000..... 59

AGE-SPECIFIC MORTALITY

4.1 Age-Specific Mortality 63
4.2 Age-Specific Mortality Among Males 64
4.3 Age-Specific Mortality Among Females..... 65

CAUSE-SPECIFIC MORTALITY

**4.4 Deaths From Causes Selected As Indicators for Monitoring Progress
 Toward The Year 2000 Objectives 69**
4.5 Leading Causes of Death..... 70
4.6 Leading Causes of Death Among Males..... 71
4.7 Leading Causes of Death Among Females..... 72

LEADING CAUSES OF DEATH BY AGE GROUP FOR SELECTED INDIAN NATIONS

4.8 Leading Causes of Death by Age Group Among Resident of NAVAJO Tribal Communities..... 75
4.9 Leading Causes of Death by Age Group Among Residents of HOPI Tribal Communities..... 76
4.10 Leading Causes of Death by Age Group Among Residents of FORT APACHE Tribal Communities..... 77
4.11 Leading Causes of Death by Age Group Among Residents of GILA RIVER Tribal Communities 78
4.12 Leading Causes of Death by Age Group Among Resident of SALT RIVER Tribal Communities..... 79
4.13 Leading Causes of Death by Age Group Among Residents of SAN CARLOS Tribal Communities..... 80
**4.14 Leading Causes of Death by Age Group Among Residents of
 TOHONO O’ODHAM Tribal Communities..... 81**
**4.15 Leading Causes of Death by Age Group Among American Indians
 Who Resided Off Reservation in Arizona 82**

Technical Notes..... 83
Sources of Data 85
Definitions..... 85
Cause-of-Death Categories and Comparability Ratios for Selected Causes of Death..... 88

Appendix A. Communities on Indian Reservations in Arizona 89
Appendix B. Census 2000 Population of Arizona’s Indian Reservations 99

INTRODUCTION

The report *Health Status Profile of American Indians in Arizona: 2000 Data Book* is the sixth annual update of population-level data on trends and patterns in natality and mortality among American Indians who were residents of specified tribal communities on reservations, and those who resided off reservation in Arizona in 2000.

American Indian births are determined by mother's race as indicated on a birth certificate, that is, these are the births to American Indian mothers. American Indian deaths are determined by decedent's race as stated on the death certificate.

The charts and tables comprising *Health Status Profile of American Indians in Arizona* are grouped into four major sections:


- 1) a section focused on American Indians' standing in 2000 with respect to selected health objectives for the year 2000
- 2) a section presenting an overview of selected health problems and health risks among American Indian and all residents of Arizona in 2000
- 3) a four-part section concerned with the characteristics of American Indian newborns and mothers giving birth
- 4) a three-part section focused on patterns of mortality among American Indians by age group, gender and place of residence in Arizona in 2000. Detailed mortality profiles are given for the seven largest tribal communities: Navajo, Hopi, Fort Apache, Tohono O'Odham, Gila River, Salt River and San Carlos.

These sections are followed by the **Technical Notes**, which provide information about the sources of data and definitions of terms used in the report, as well as a comparison of cause-of-death categories classified by the Ninth (ICD-9) and the Tenth Revisions (ICD-10) of the International Classification of Diseases. The causes of death for 2000 are classified by ICD-10. The causes of death for 1990-1999 are classified by ICD-9.

Specific Indian reservations are identified by tribal communities comprising them. A detailed classification of communities on Indian reservations in Arizona is available in the **Appendix A**. It should be noted, however, that the information about the usual place (or tribal community) of residence is quite poorly recorded in the electronic databases of births and deaths. Certain communities are altogether absent and many are underrepresented. Therefore, the reservation-specific counts of vital events in this report are not exact enumerations.

For the first time since 1990, the population denominators are available by reservation. For convenience, they are provided in the **Appendix B**. However, the reader must be warned that any reservation-specific rates based on inexact numerators may not be reliable themselves.

Health Status Profile of American Indians in Arizona was intended as a data book: a basic reference for some of the most frequently requested vital event statistics. The four sections of the report were computer-generated and contain information with no accompanying narrative.



I.

COMPARISON OF AMERICAN INDIANS' STANDING IN ARIZONA IN 2000 WITH RESPECT TO SELECTED HEALTH OBJECTIVES FOR THE YEAR 2000

1.1. Early Prenatal Care

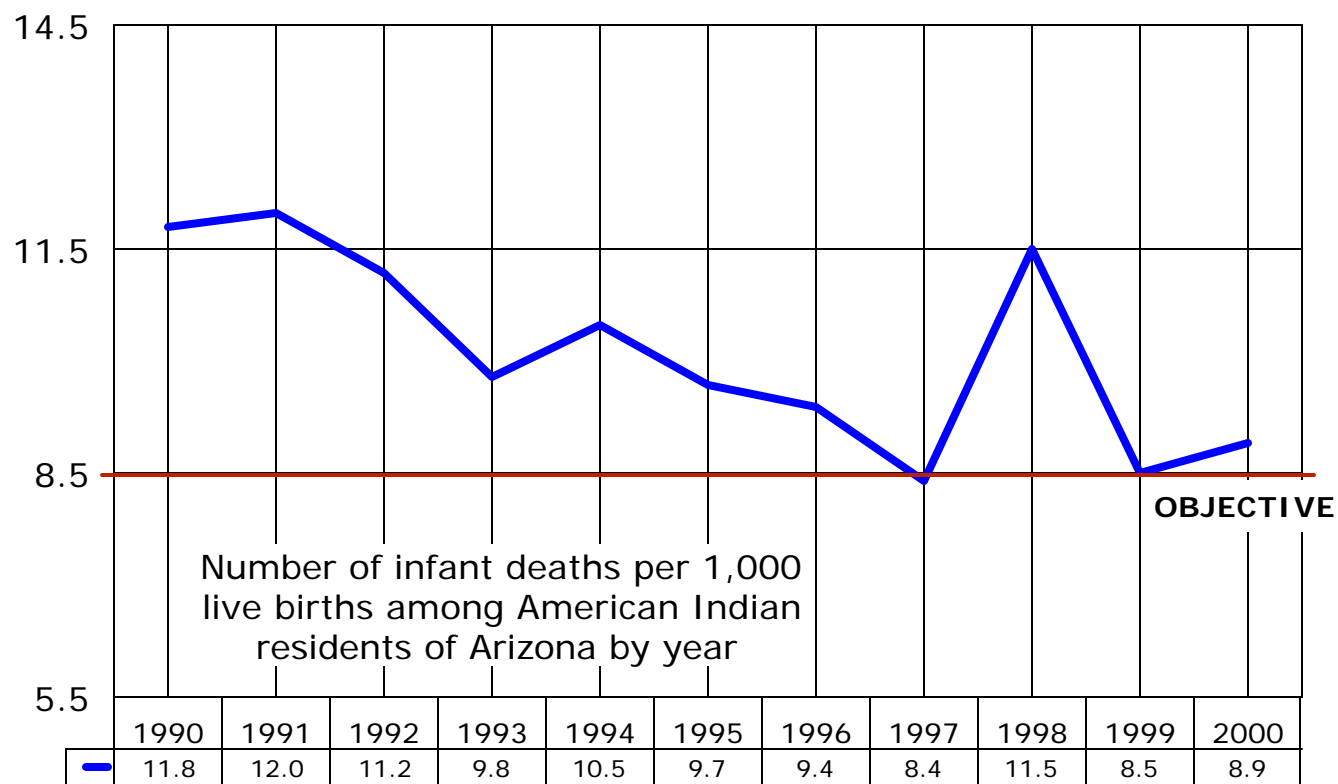
National Year 2000 Objective: Increase to 90 percent the proportion of women giving birth who receive prenatal care in the first trimester of pregnancy



Source: Chapter 4 in *Arizona Health Status and Vital Statistics 2000*

1.2. Infant Mortality

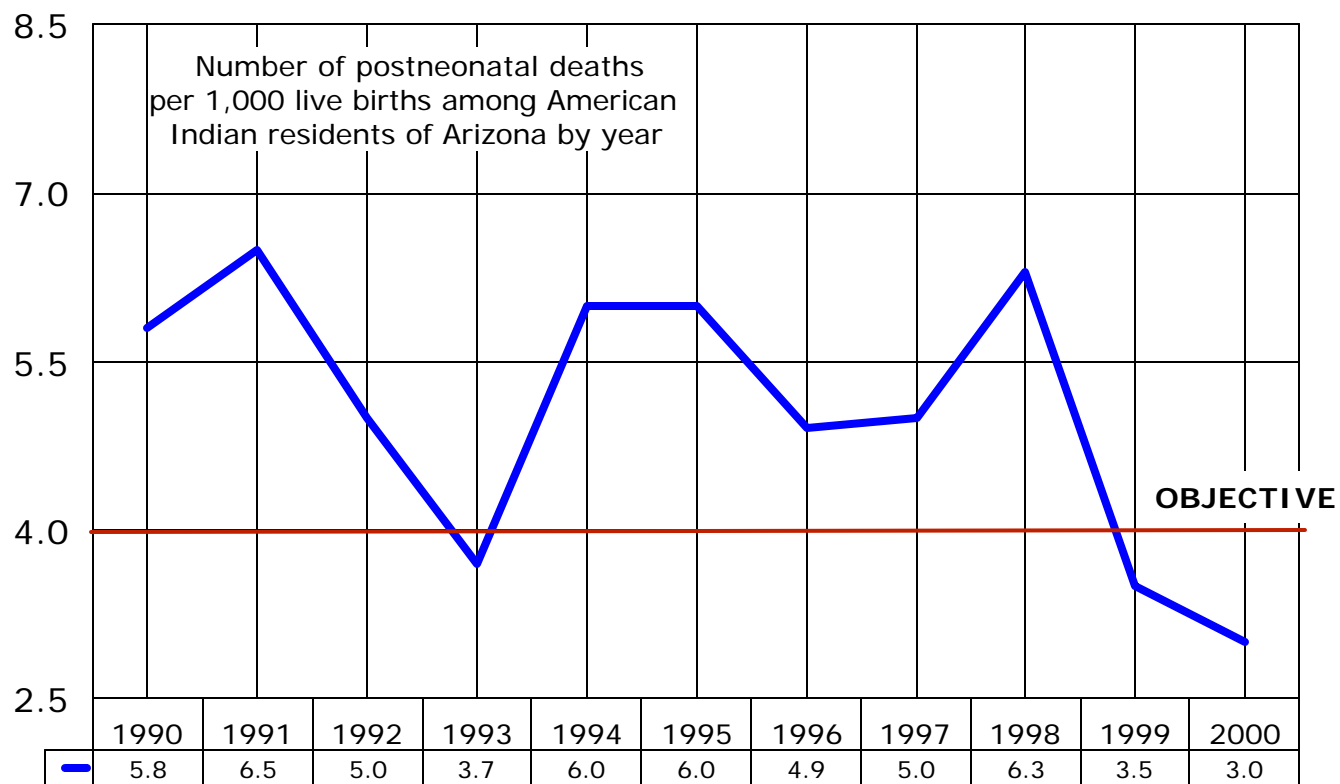
National Year 2000 Objective: Reduce the rate of infant deaths among American Indians to no more than 8.5 per 1,000 live births



Source: Chapter 4 in *Arizona Health Status and Vital Statistics 2000*.

1.3. Postneonatal Mortality

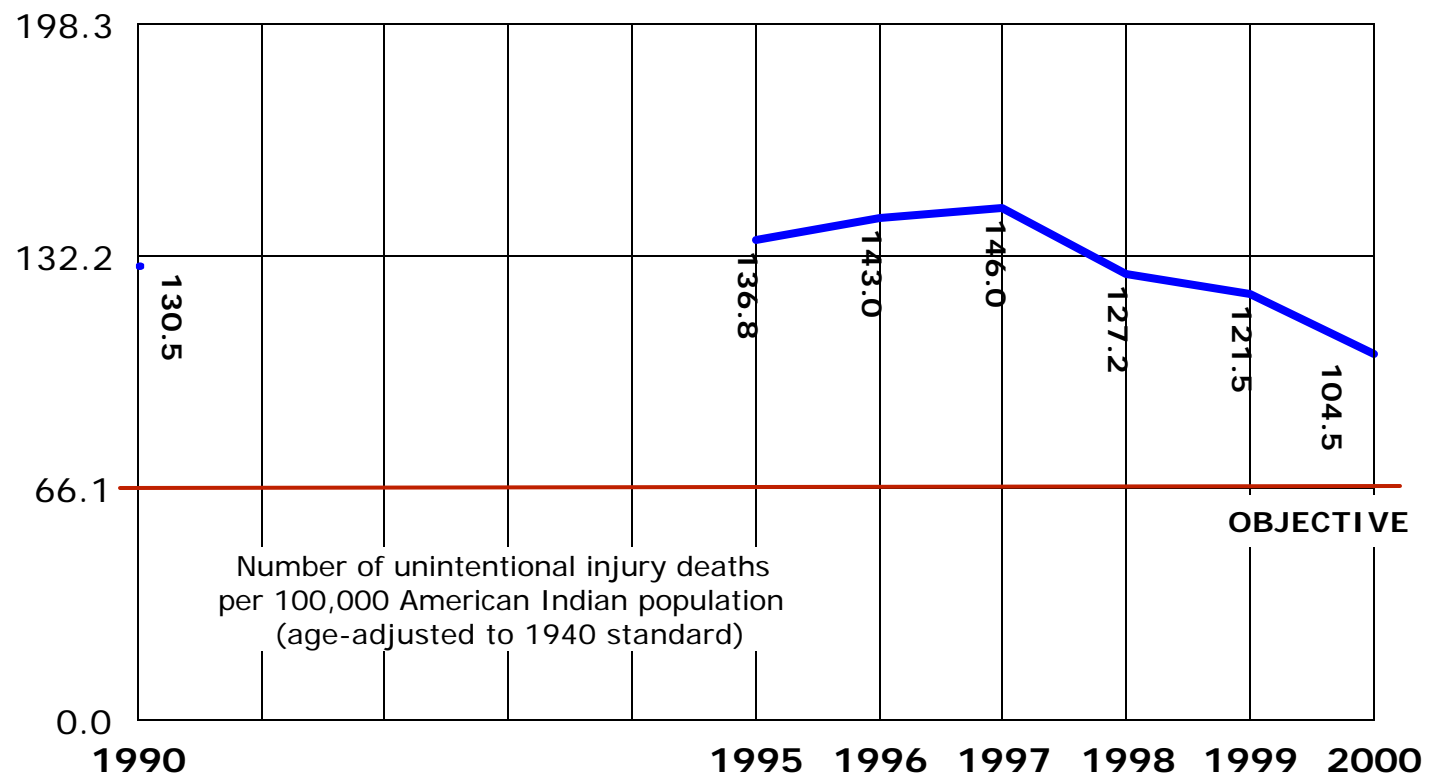
National Year 2000 Objective: Reduce postneonatal mortality among American Indians to no more than 4 per 1,000 live births.



Source: Chapter 4 in *Arizona Health Status and Vital Statistics 2000*.

1.4. Mortality From Unintentional Injuries

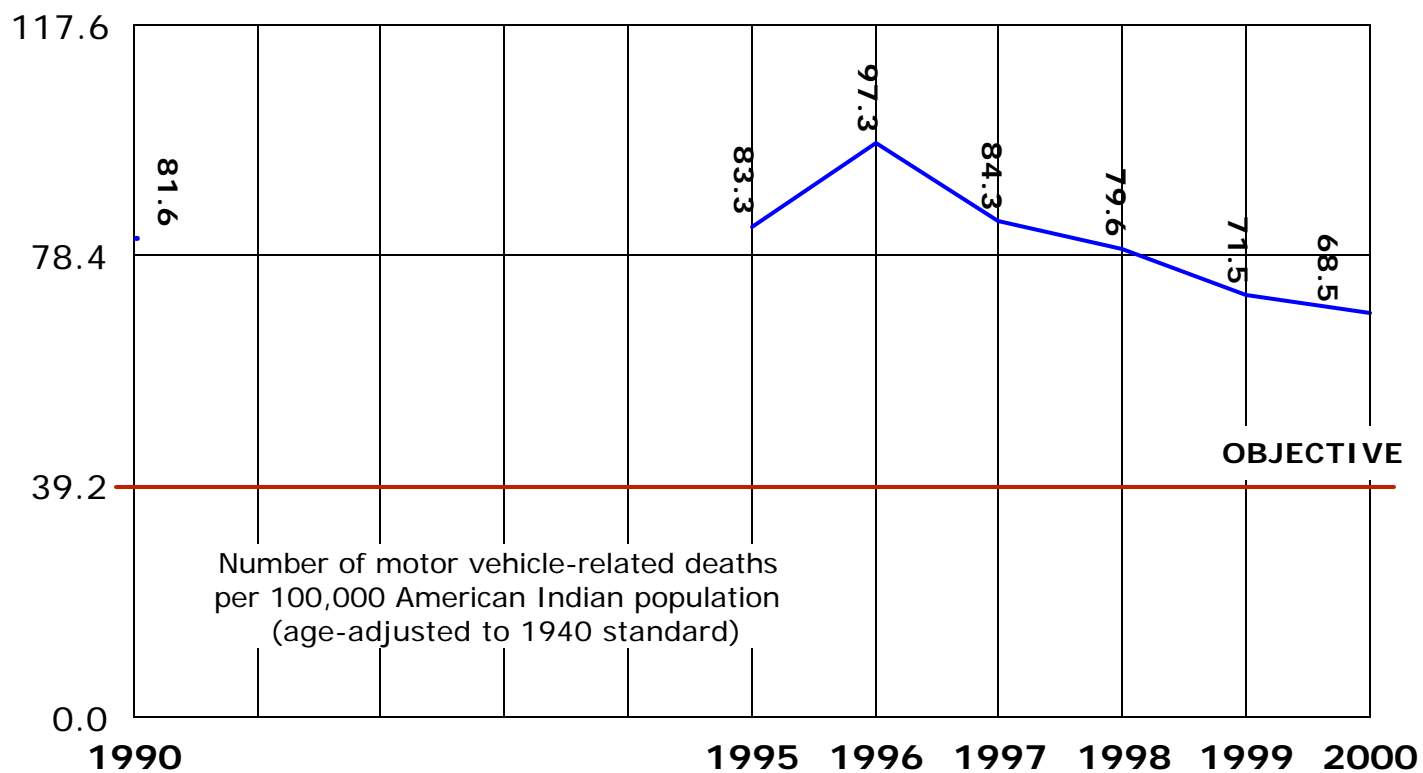
National Year 2000 Objective: Reduce unintentional injury deaths among American Indians to no more than 66.1 per 100,000 (age-adjusted)



Source: Chapter 4 in *Arizona Health Status and Vital Statistics 2000*.

1.5. Mortality From Motor Vehicle-Related Injuries

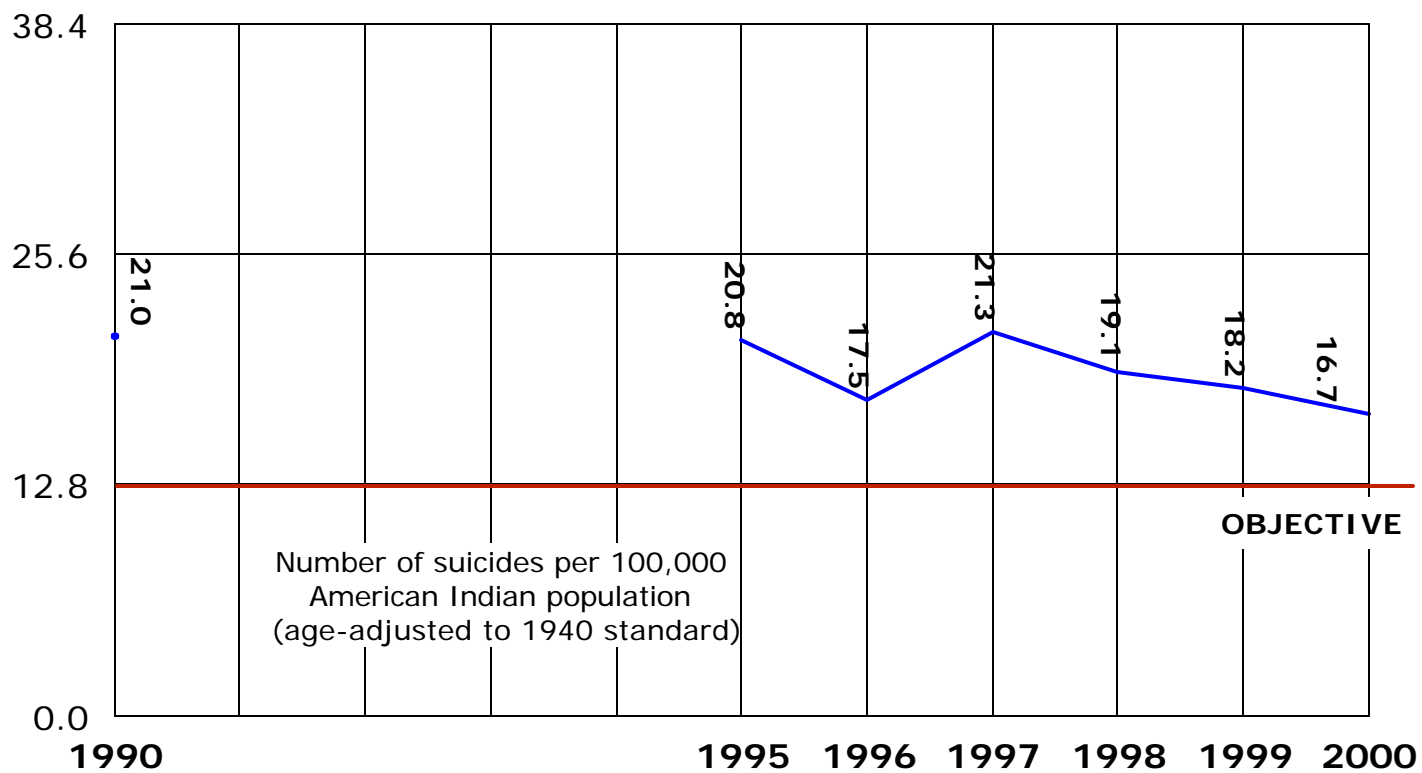
National Year 2000 Objective: Reduce motor vehicle-related injury deaths among American Indians to no more than 39.2 per 100,000 (age-adjusted)



Source: Chapter 4 in *Arizona Health Status and Vital Statistics 2000*.

1.6. Suicide Mortality

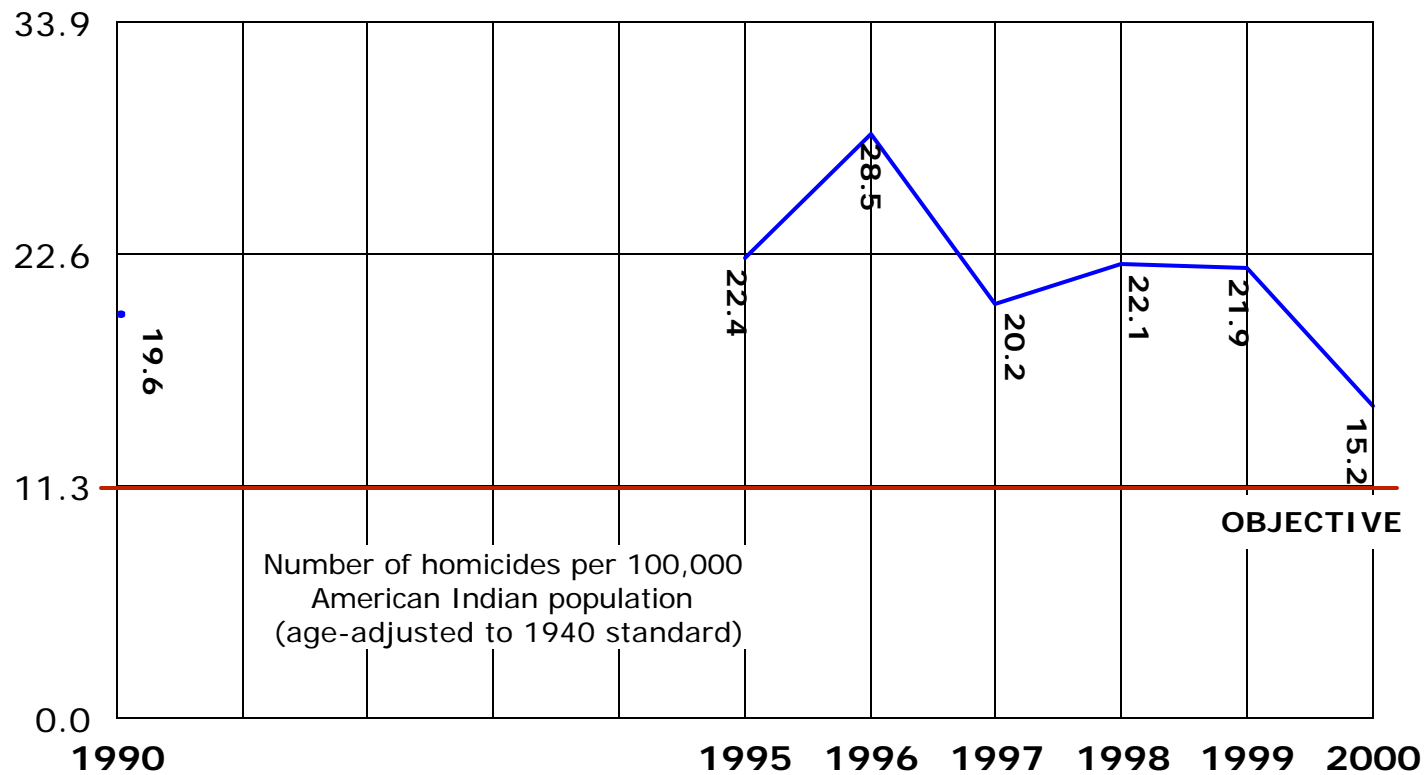
National Year 2000 Objective: Reduce suicides among American Indians to no more than 12.8 per 100,000 (age-adjusted)



Source: Chapter 4 in *Arizona Health Status and Vital Statistics 2000*.

1.7. Homicide Mortality

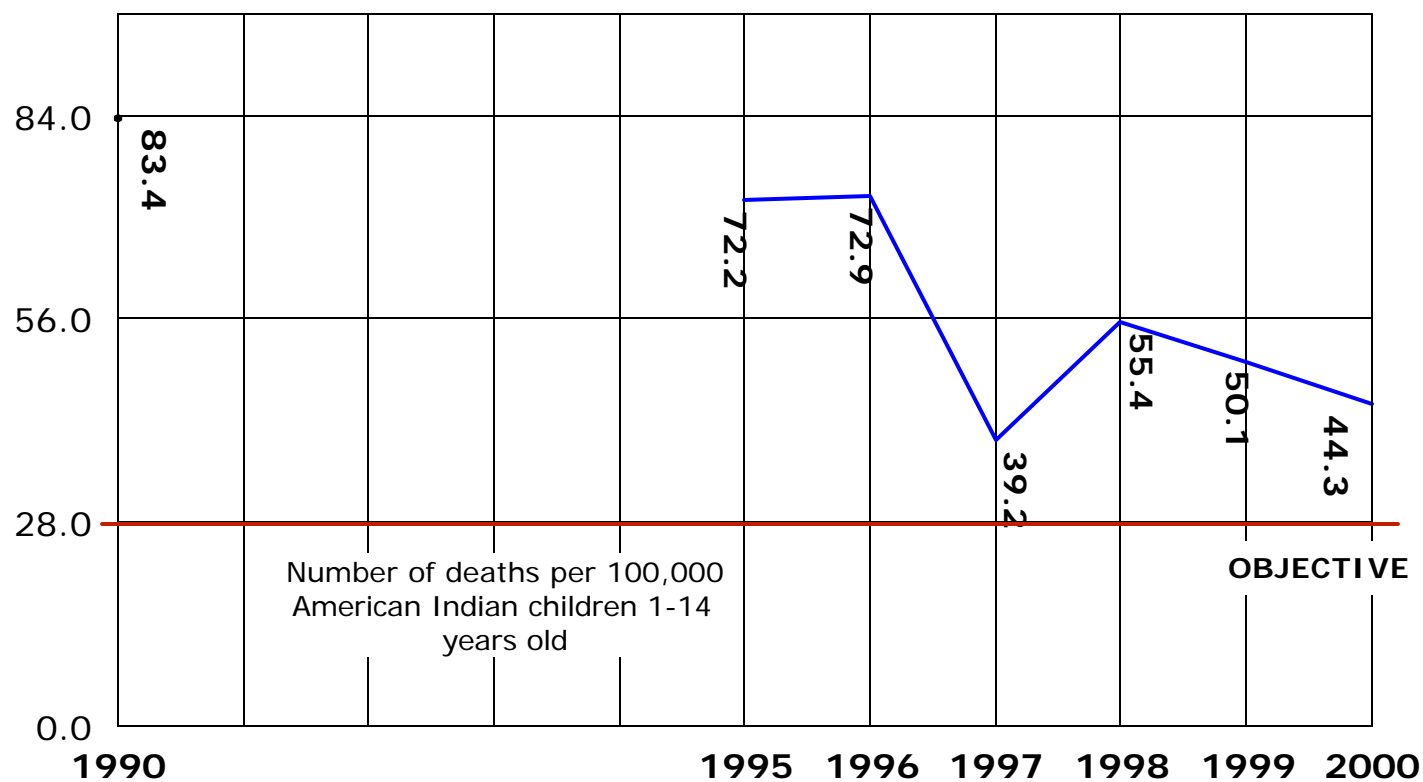
National Year 2000 Objective: Reduce homicides among American Indians to no more than 11.3 per 100,000 (age-adjusted)



Source: Table 2B-5 in *Arizona Health Status and Vital Statistics 2000*.

1.8. Mortality of Children 1-14 Years Old

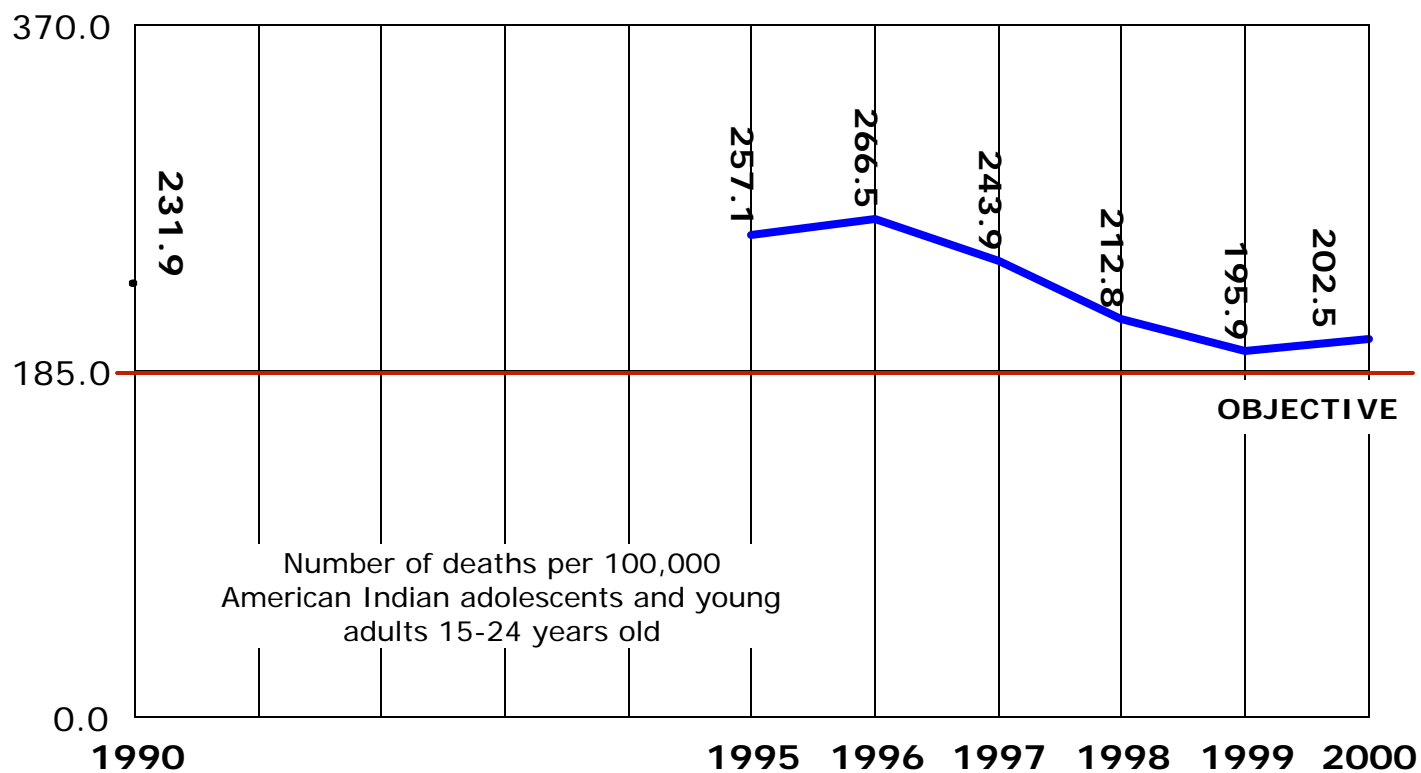
National Year 2000 Objective: Reduce death rates for children 1-14 years of age to no more than 28 per 100,000



Source: Chapter 4 in *Arizona Health Status and Vital Statistics 2000*.

1.9. Mortality of Adolescents and Young Adults 15-24 Years Old

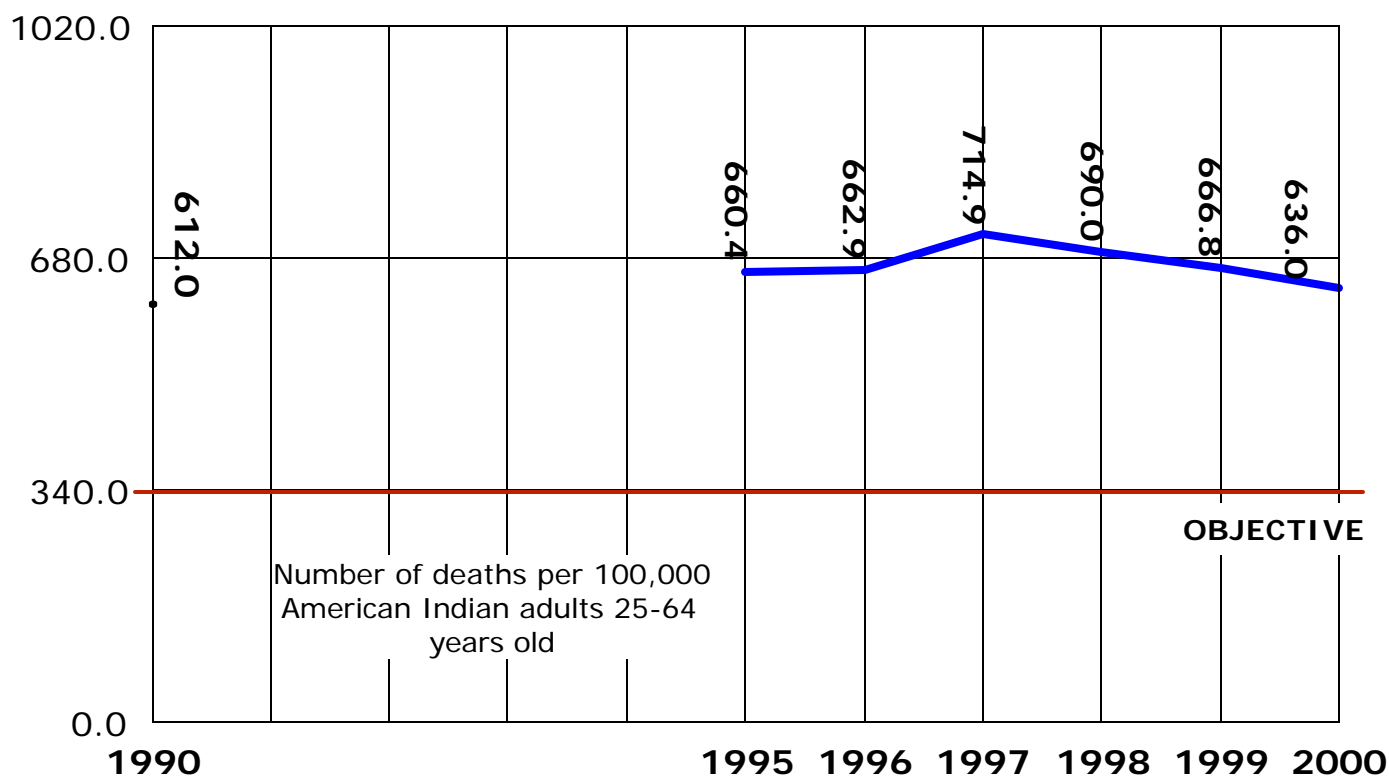
National Year 2000 Objective: Reduce death rates for adolescents and young adults 15-24 years of age to no more than 185 per 100,000




Source: Chapter 4 in *Arizona Health Status and Vital Statistics 2000*.

1.10. Mortality of Adults 25-64 Years Old

National Year 2000 Objective: Reduce death rates for adults 25-64 years of age to no more than 340 per 100,000



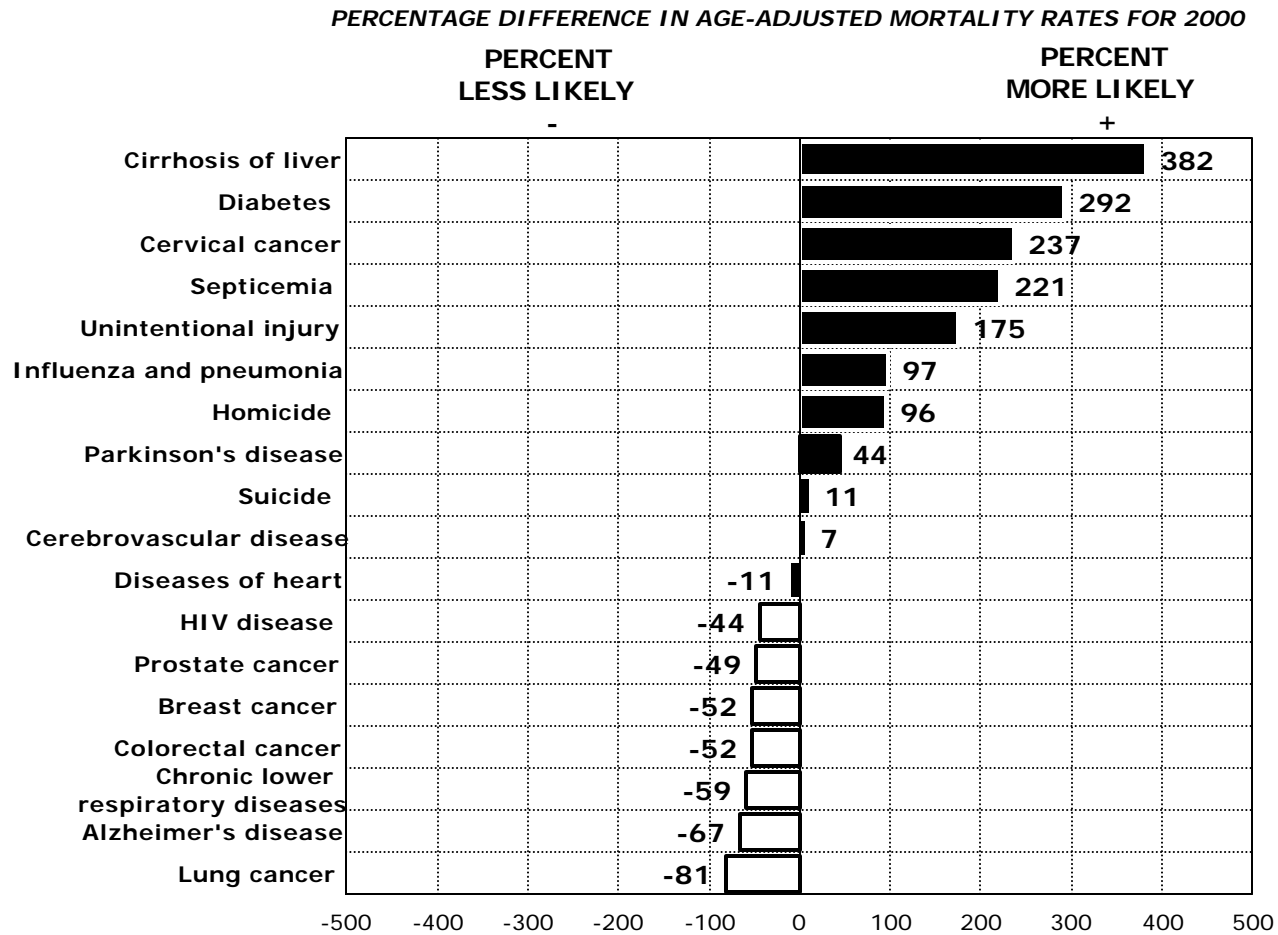
Source: Chapter 4 in *Arizona Health Status and Vital Statistics 2000*.



II.

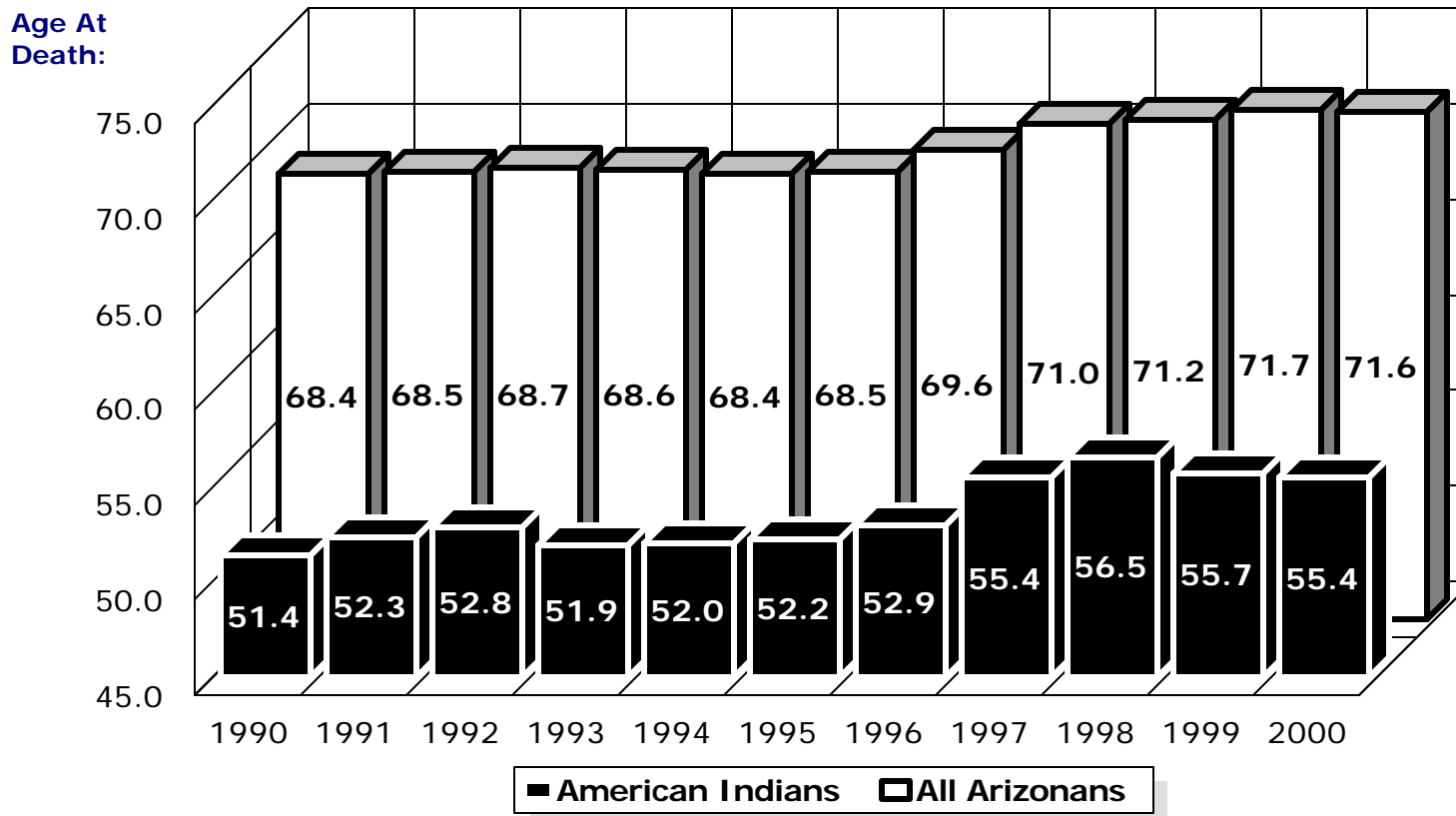
AN OVERVIEW OF SELECTED HEALTH PROBLEMS AND HEALTH RISKS AMONG AMERICAN INDIANS AND ALL RESIDENTS OF ARIZONA

2.1.
**Causes From Which American Indians Were More Likely (+) Or Less Likely (-)
to Die Relative to All Arizona Residents in 2000**



Note: Causes of death are based on the Tenth Revision of the International Classification of Diseases (ICD-10). The age-adjusted mortality rates are adjusted to the 2000 standard U.S. population. The rates for breast cancer and cervical cancer are per 100,000 females. The rates for prostate cancer are per 100,000 males.

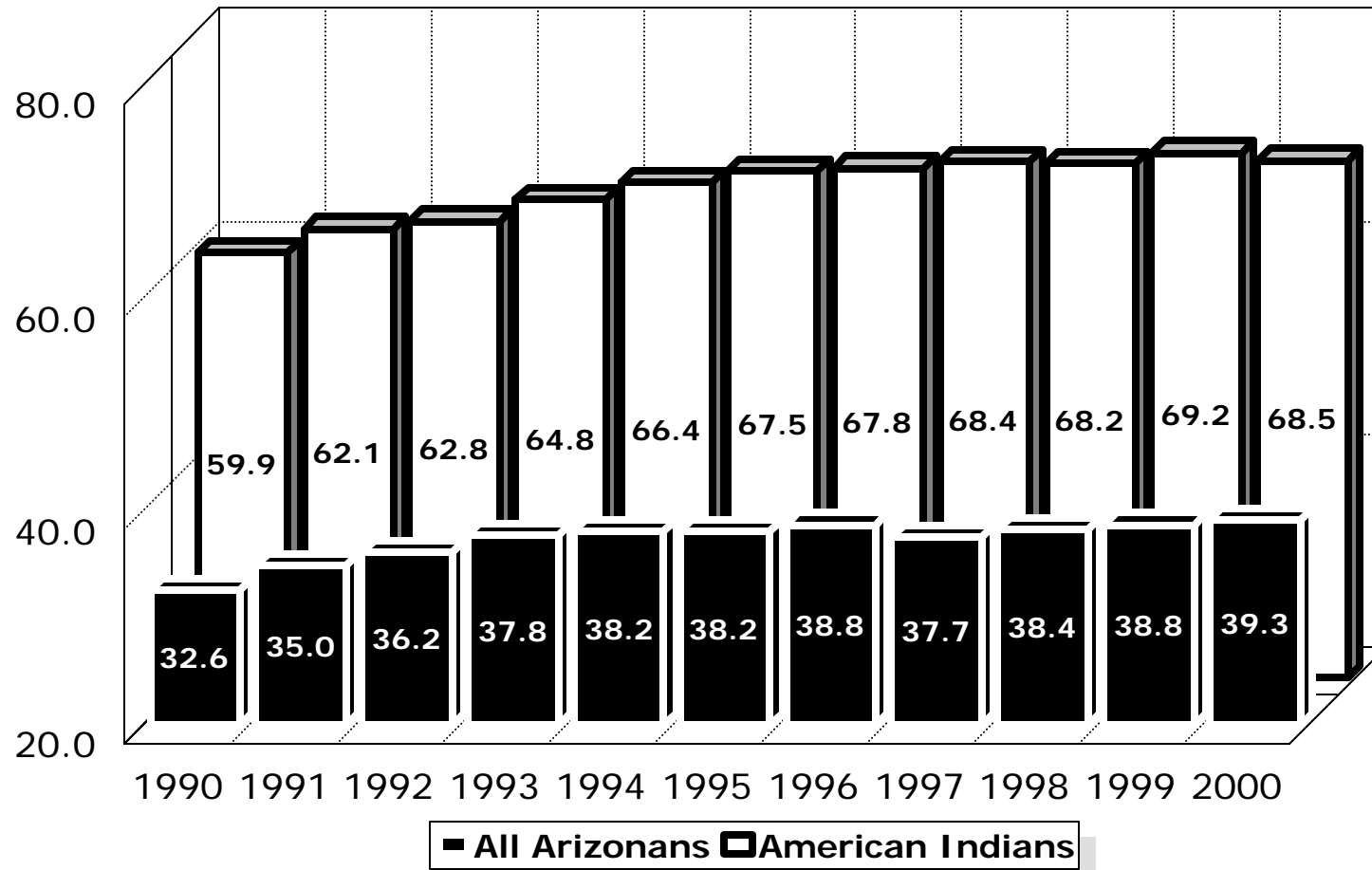
2.2.
Average Age At Death From All Causes
Among American Indians and All Arizona Residents



Source: Table 2D-1 in *Arizona Health Status and Vital Statistics 2000*

2.3. Nonmarital Births

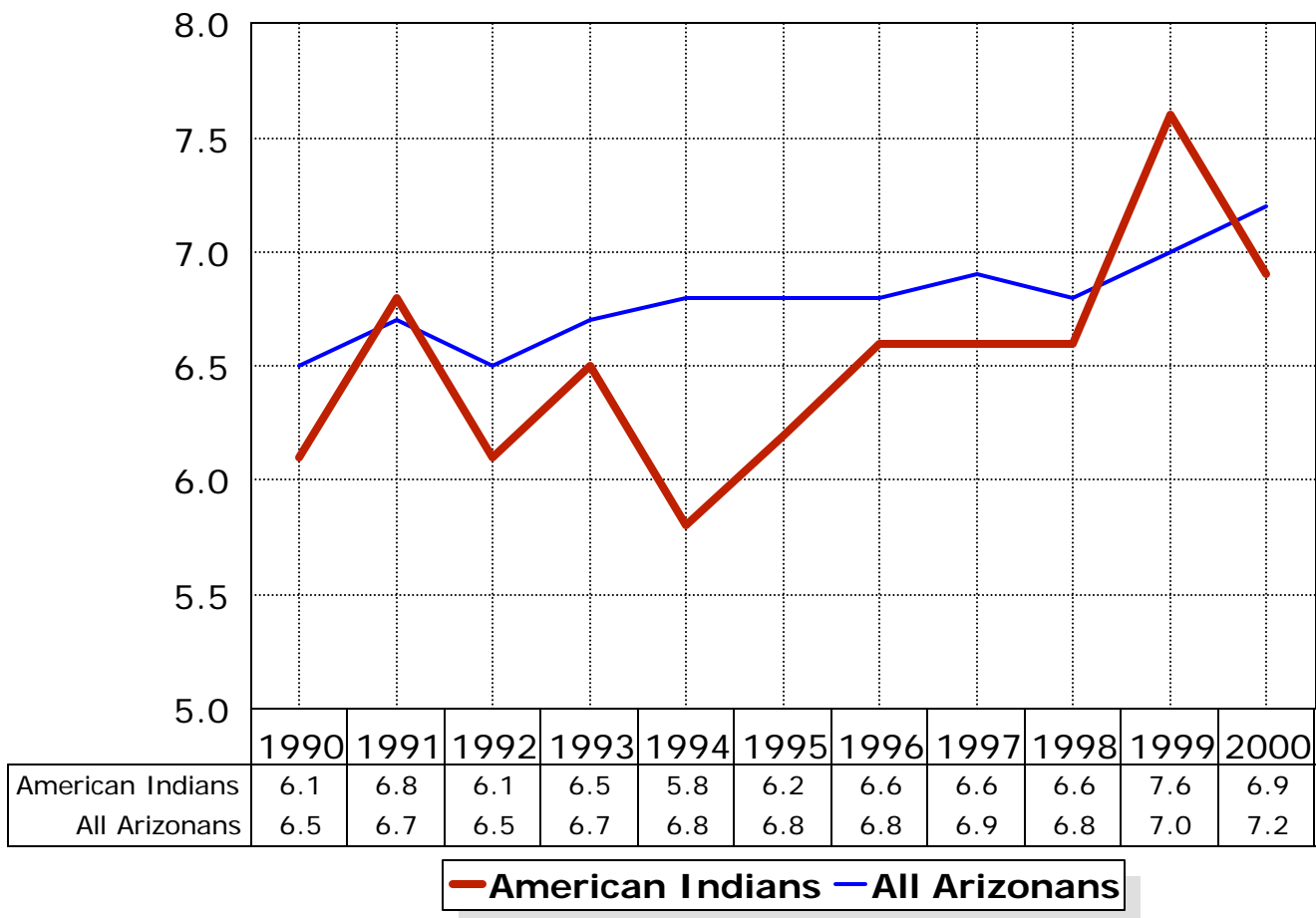
Per 100 births:



Source: Table 1B-2 and Table 1B-14 in *Arizona Health Status and Vital Statistics 2000*.

2.4. Low-Birthweight Births

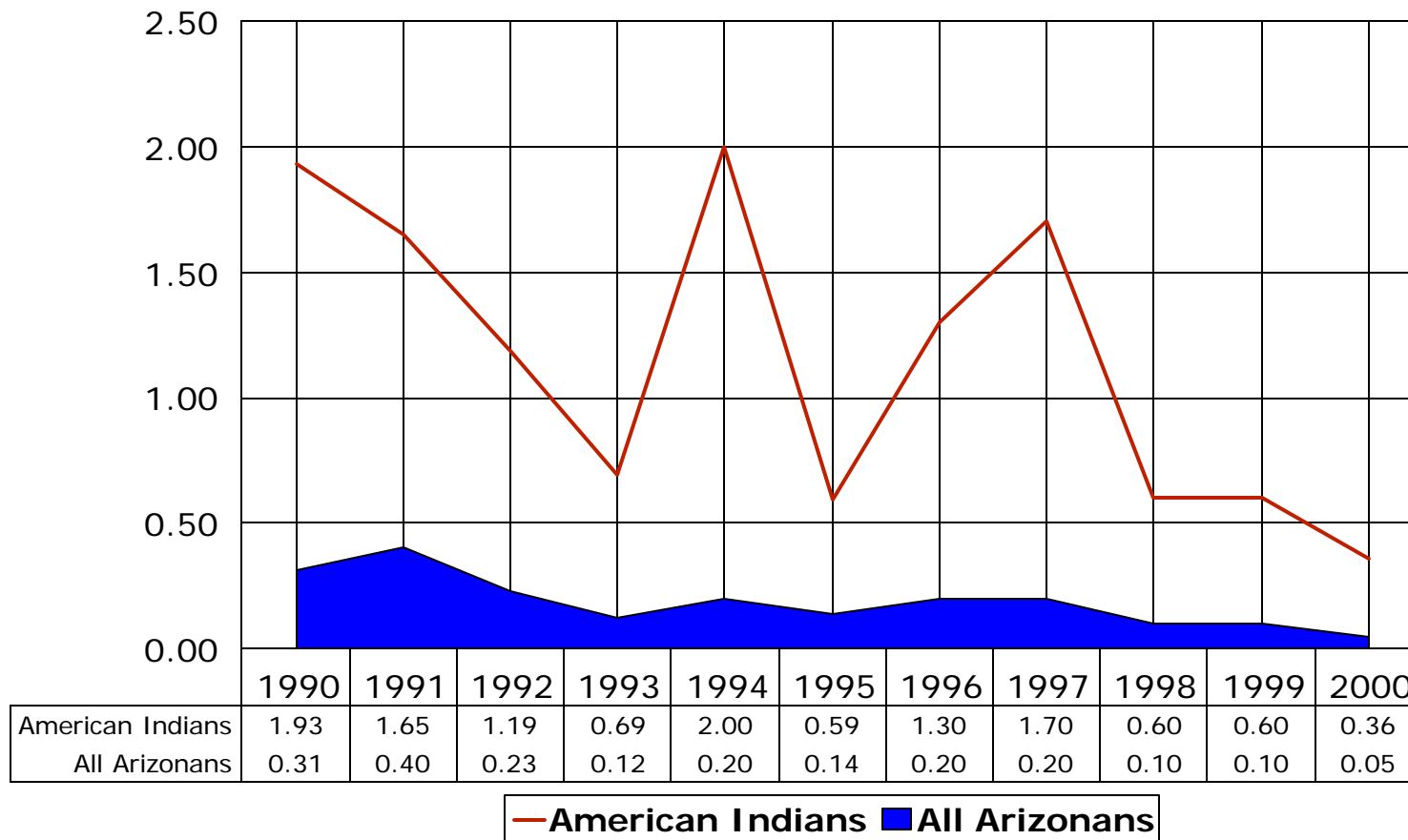
Per 100 births:



Source: Table 1B-2 and Table 1B-14 in *Arizona Health Status and Vital Statistics 2000*.

2.5. The Incidence of Fetal Alcohol Syndrome

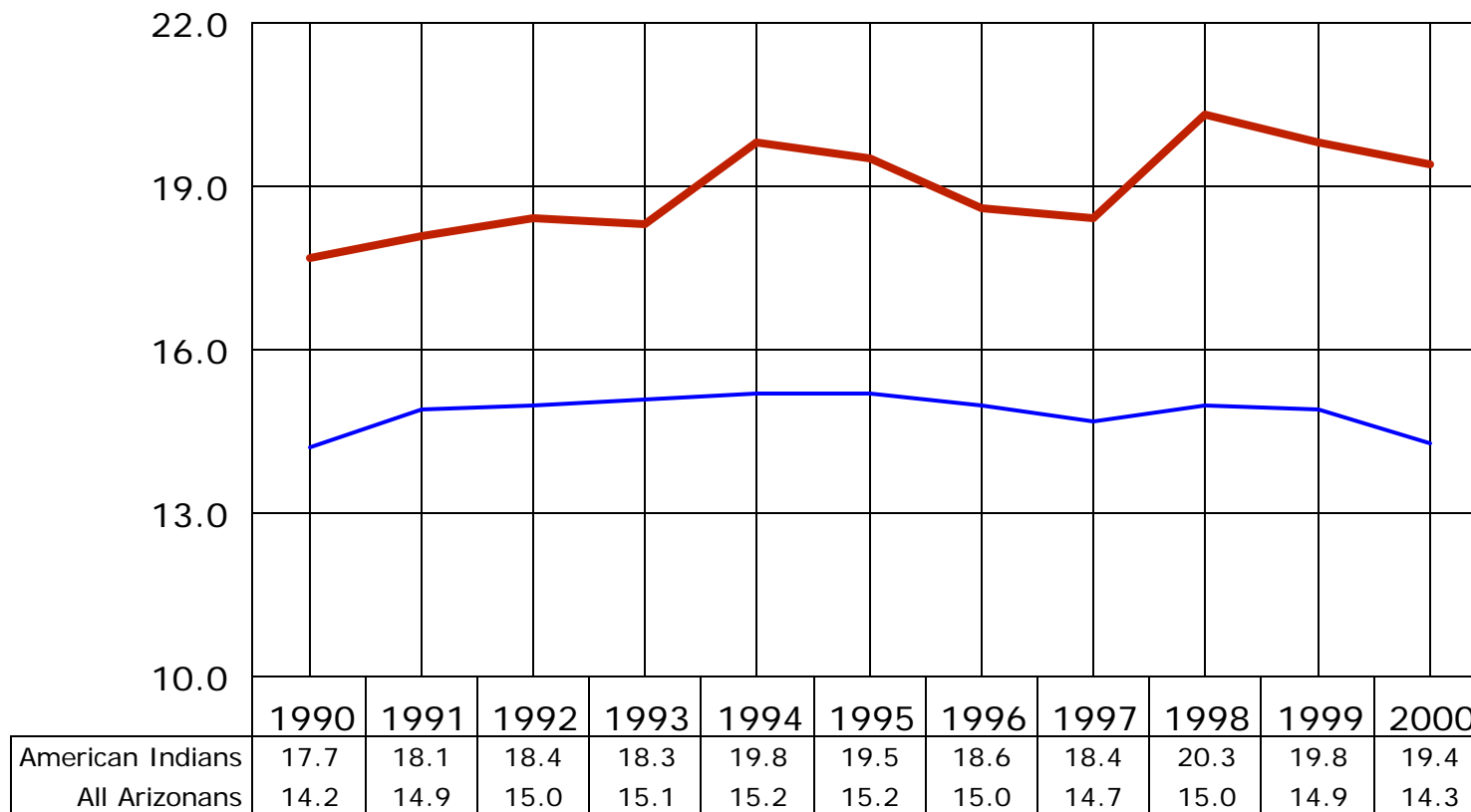
Per 1,000 live births



Source: Table 1B-26 in *Arizona Health Status and Vital Statistics 2000*.

2.6. Births to Teenage Mothers*

Per 100 live births



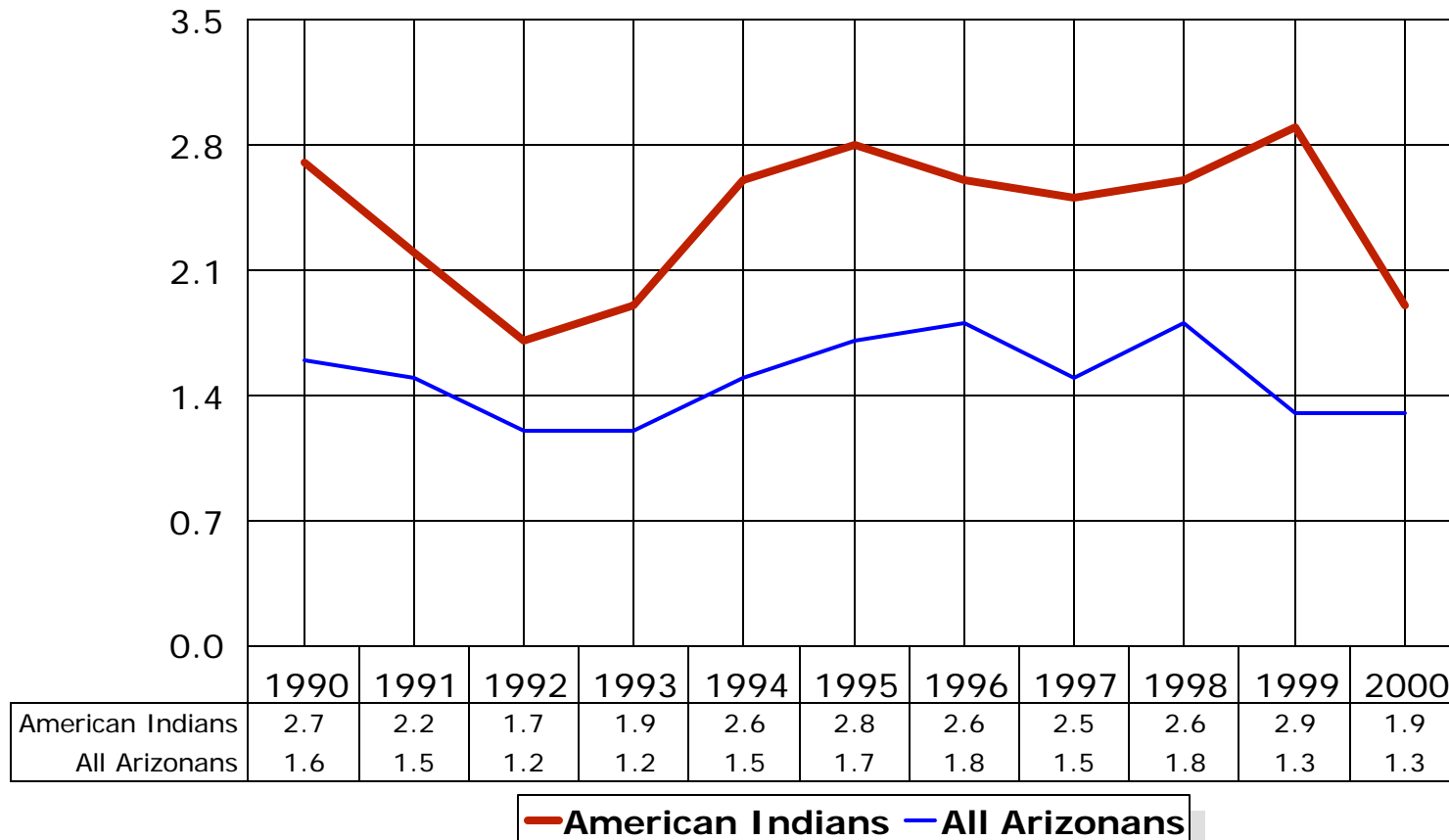
— American Indians — All Arizonans

* 19 or younger.

Source: Table 1B-26 in *Arizona Health Status and Vital Statistics 2000*.

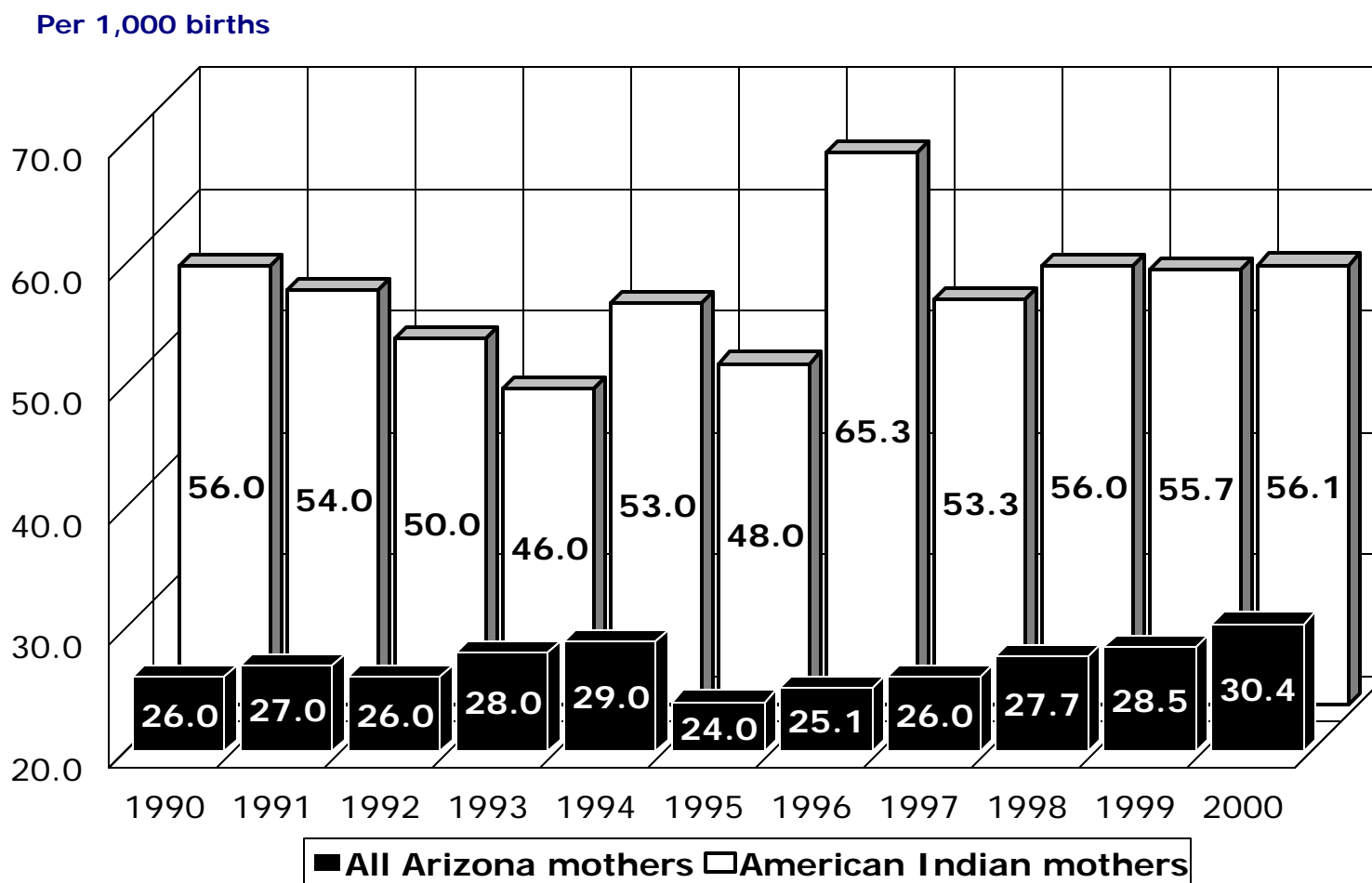
2.7. The Incidence of Birth Defects (Congenital Anomalies)

Per 100 births



Source: Table 1B-35 in *Arizona Health Status and Vital Statistics 2000*.

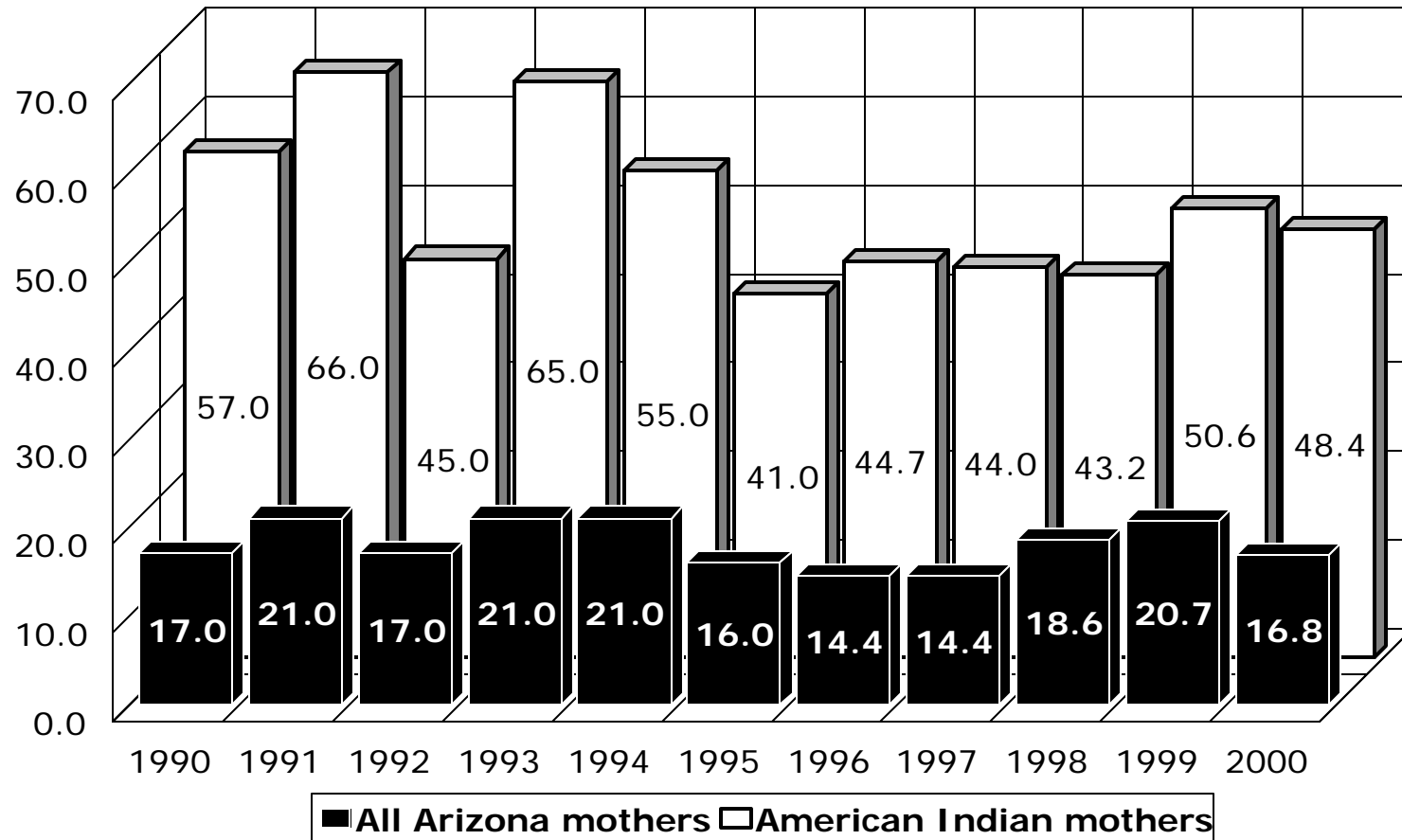
2.8. The Incidence of Pregnancy Associated Hypertension



Source: Table 1B-26 in *Arizona Health Status and Vital Statistics 2000*.

2.9. The Incidence of Anemia During Pregnancy

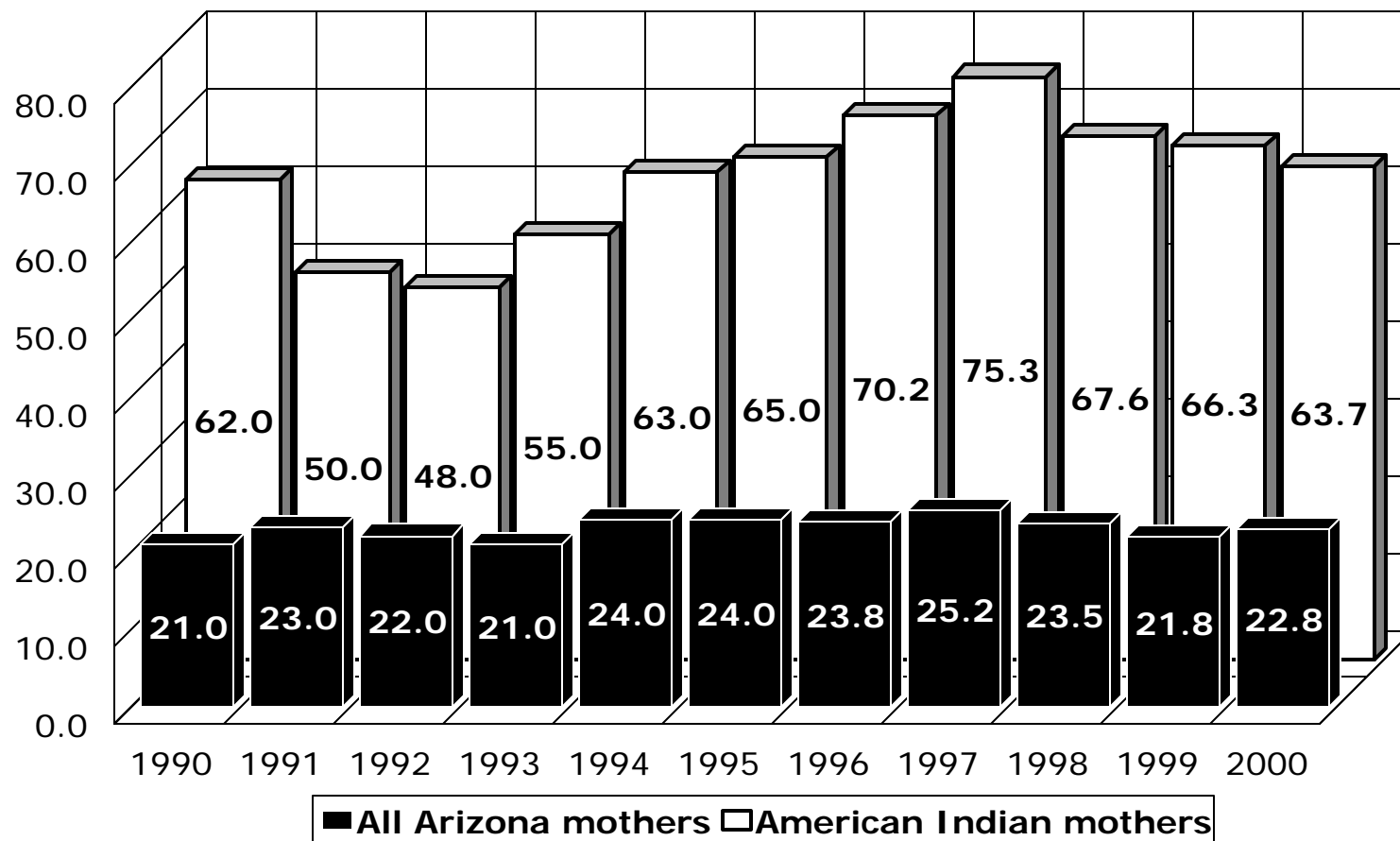
Per 1,000 births




Source: Table 1B-26 in *Arizona Health Status and Vital Statistics 2000*.

2.10. The Incidence of Diabetes During Pregnancy

Per 1,000 births




Source: Table 1B-26 in *Arizona Health Status and Vital Statistics 2000*.



III.

CHARACTERISTICS OF AMERICAN INDIAN NEWBORNS AND MOTHERS GIVING BIRTH BY PLACE OF RESIDENCE IN ARIZONA IN 2000



SOCIODEMOGRAPHIC CHARACTERISTICS

**3.1.
MATERNAL AGE (2000 STATUS)**

		TOTAL	Mother's age group								
			<15	15-17	18-19	20-24	25-29	30-34	35-39	40-44	45+
ALL AMERICAN INDIANS		5602	20	405	664	1757	1307	858	487	101	3
Resided on reservation	AK CHIN	1	0	0	0	1	0	0	0	0	0
	COLORADO RIVER	43	0	4	6	16	11	3	2	1	0
	FORT APACHE	241	0	27	40	68	49	37	18	2	0
	FORT McDOWELL	2	0	0	1	0	1	0	0	0	0
	GILA RIVER	157	2	16	19	44	36	24	13	3	0
	HAVASUPAI	7	0	0	1	3	0	1	2	0	0
	HOPI	92	0	5	12	27	25	12	6	5	0
	HUALAPAI	31	0	5	2	9	7	7	0	1	0
	NAVAJO	1779	3	114	181	494	392	320	229	43	3
	SALT RIVER	96	0	13	12	30	24	11	5	1	0
	SAN CARLOS	211	1	21	36	54	49	32	15	3	0
	TOHONO O'ODHAM	133	1	10	19	36	36	19	9	3	0
	TOTAL	2793	7	215	329	782	630	466	299	62	3
Resided off reservation	---in Maricopa County	1438	4	97	166	517	359	187	97	11	0
	---in Pima County	425	5	35	59	142	101	55	22	6	0
	---in Coconino County	285	1	15	33	104	69	39	20	4	0
	---elsewhere in Arizona	661	3	43	77	212	148	111	49	18	0
	TOTAL	2809	13	190	335	975	677	392	188	39	0

**3.2.
EDUCATIONAL ATTAINMENT OF MOTHER (2000 STATUS)**

		TOTAL	MOTHER_EDUCATION						Unknown
			<8	8	9-11	12	13-16	17+	
ALL AMERICAN INDIANS		5602	57	205	1664	2085	1375	92	124
Resided on reservation	AK CHIN	1	0	0	0	1	0	0	0
	COLORADO RIVER	43	0	0	7	26	6	1	3
	FORT APACHE	241	3	8	103	84	38	1	4
	FORT McDOWELL	2	0	0	1	1	0	0	0
	GILA RIVER	157	2	16	55	65	18	0	1
	HAVASUPAI	7	0	0	2	3	2	0	0
	HOPI	92	0	0	24	44	22	0	2
	HUALAPAI	31	0	1	10	11	8	0	1
	NAVAJO	1779	16	29	466	710	479	23	56
	SALT RIVER	96	2	10	44	24	9	0	7
	SAN CARLOS	211	4	6	84	75	38	2	2
	TOHONO O'ODHAM	133	3	12	45	50	21	1	1
	TOTAL	2793	30	82	841	1094	641	28	77
Resided off reservation	---in Maricopa County	1438	14	64	404	494	397	35	30
	---in Pima County	425	6	26	138	133	110	7	5
	---in Coconino County	285	0	9	59	109	96	11	1
	---elsewhere in Arizona	661	7	24	222	255	131	11	11
	TOTAL	2809	27	123	823	991	734	64	47

**3.3.
MARITAL STATUS OF MOTHER (2000 STATUS)**

		TOTAL	Marital status		
			Married	Unmarried	Other
ALL AMERICAN INDIANS		5602	1696	3837	69
Resided on reservation	AK CHIN	1	0	1	0
	COLORADO RIVER	43	15	28	0
	FORT APACHE	241	93	147	1
	FORT McDOWELL	2	0	2	0
	GILA RIVER	157	28	129	0
	HAVASUPAI	7	3	4	0
	HOPI	92	26	65	1
	HUALAPAI	31	7	23	1
	NAVAJO	1779	496	1268	15
	SALT RIVER	96	22	72	2
	SAN CARLOS	211	56	151	4
	TOHONO O'ODHAM	133	23	107	3
	TOTAL	2793	769	1997	27
	Resided off reservation	---in Maricopa County	1438	462	953
---in Pima County		425	117	300	8
---in Coconino County		285	97	186	2
---elsewhere in Arizona		661	251	401	9
TOTAL		2809	927	1840	42

**3.4.
RACE/ETHNICITY OF FATHER (2000 STATUS)**


		TOTAL	White non Hispanic	Hispanic	Black	American Indian	Asian	Unknown
ALL AMERICAN INDIANS		5602	329	428	68	2957	31	1789
Resided on reservation	AK CHIN	1	0	0	0	1	0	0
	COLORADO RIVER	43	1	6	0	18	0	18
	FORT APACHE	241	2	3	1	173	1	61
	FORT McDOWELL	2	0	0	0	0	1	1
	GILA RIVER	157	3	7	0	93	0	54
	HAVASUPAI	7	0	0	0	6	0	1
	HOPI	92	3	0	1	63	0	25
	HUALAPAI	31	0	0	1	17	1	12
	NAVAJO	1779	22	20	6	1197	2	532
	SALT RIVER	96	6	9	0	38	0	43
	SAN CARLOS	211	0	7	0	137	0	67
	TOHONO O'ODHAM	133	1	0	1	56	0	75
	TOTAL	2793	38	52	10	1799	5	889
Resided off reservation	---in Maricopa County	1438	153	214	38	574	18	441
	---in Pima County	425	51	79	10	105	2	178
	---in Coconino County	285	23	13	4	165	1	79
	---elsewhere in Arizona	661	64	70	6	314	5	202
	TOTAL	2809	291	376	58	1158	26	900

**3.5.
AGE OF FATHER (2000 STATUS)**

		TOTAL	Father's age group											
			<15	15-17	18-19	20-24	25-29	30-34	35-39	40-44	45-49	50-54	55+	Unknown
ALL AMERICAN INDIANS		5602	4	84	254	1010	1022	700	485	205	60	16	9	1753
Resided on reservation	AK CHIN	1	0	0	0	0	0	1	0	0	0	0	0	0
	COLORADO RIVER	43	0	0	1	8	9	3	3	0	0	1	0	18
	FORT APACHE	241	0	9	14	48	38	32	26	10	3	0	1	60
	FORT McDOWELL	2	0	0	0	0	1	0	0	0	0	0	0	1
	GILA RIVER	157	1	6	13	24	25	15	16	3	0	1	0	53
	HAVASUPAI	7	0	0	1	1	2	1	0	0	1	0	0	1
	HOPI	92	0	1	6	19	14	13	10	3	0	0	1	25
	HUALAPAI	31	0	1	1	4	8	3	1	1	0	1	0	11
	NAVAJO	1779	1	23	63	272	319	238	202	100	25	6	4	526
	SALT RIVER	96	0	4	7	12	13	11	4	2	2	0	0	41
	SAN CARLOS	211	0	9	21	36	32	21	14	7	4	1	1	65
	TOHONO O'ODHAM	133	0	2	6	16	13	10	6	4	1	0	0	75
	TOTAL	2793	2	55	133	440	474	348	282	130	36	10	7	876
Resided off reservation	---in Maricopa County	1438	1	13	66	299	306	189	94	33	10	1	0	426
	---in Pima County	425	0	2	18	74	73	49	22	11	1	0	0	175
	---in Coconino County	285	0	6	15	61	52	39	20	7	5	1	0	79
	---elsewhere in Arizona	661	1	8	22	136	117	75	67	24	8	4	2	197
	TOTAL	2809	2	29	121	570	548	352	203	75	24	6	2	877

3.6.
SOURCE OF PAYMENT FOR LABOR AND DELIVERY (2000 STATUS)

		TOTAL	Payee for birth				
			AHCCCS	IHS	Private insurance	Self	Unknown
ALL AMERICAN INDIANS		5602	2869	1379	897	46	411
Resided on reservation	AK CHIN	1	1	0	0	0	0
	COLORADO RIVER	43	16	1	3	0	23
	FORT APACHE	241	131	93	7	2	8
	FORT McDOWELL	2	0	0	2	0	0
	GILA RIVER	157	92	8	54	1	2
	HAVASUPAI	7	7	0	0	0	0
	HOPI	92	14	63	4	1	10
	HUALAPAI	31	22	0	4	5	0
	NAVAJO	1779	783	677	100	3	216
	SALT RIVER	96	53	11	23	2	7
	SAN CARLOS	211	29	174	7	0	1
	TOHONO O'ODHAM	133	89	13	27	1	3
	TOTAL	2793	1237	1040	231	15	270
Resided off reservation	---in Maricopa County	1438	831	136	373	20	78
	---in Pima County	425	225	45	142	5	8
	---in Coconino County	285	178	58	42	1	6
	---elsewhere in Arizona	661	398	100	109	5	49
	TOTAL	2809	1632	339	666	31	141



MATERNAL LIFESTYLE AND HEALTH CHARACTERISTICS

**3.7.
MATERNAL WEIGHT GAIN DURING PREGNANCY (2000 STATUS)**


		TOTAL	WEIGHT GAIN						
			None	1-16 pounds	16-20 pounds	21-25 pounds	25-30 pounds	31+ pounds	Unknown
ALL AMERICAN INDIANS		5602	152	954	597	647	861	1671	720
Resided on reservation	AK CHIN	1	0	0	0	1	0	0	0
	COLORADO RIVER	43	0	3	3	1	4	7	25
	FORT APACHE	241	17	35	17	13	24	62	73
	FORT McDOWELL	2	0	1	0	0	1	0	0
	GILA RIVER	157	2	31	19	14	41	30	20
	HAVASUPAI	7	0	1	0	2	2	2	0
	HOPI	92	2	13	10	15	15	16	21
	HUALAPAI	31	0	7	7	4	6	7	0
	NAVAJO	1779	63	421	239	227	210	420	199
	SALT RIVER	96	3	13	6	9	19	24	22
	SAN CARLOS	211	6	26	17	22	25	76	39
	TOHONO O'ODHAM	133	3	18	12	17	29	44	10
	TOTAL	2793	96	569	330	325	376	688	409
	Resided off reservation	---in Maricopa County	1438	20	193	149	166	223	539
---in Pima County		425	8	38	41	38	94	158	48
---in Coconino County		285	9	46	13	38	60	105	14
---elsewhere in Arizona		661	19	108	64	80	108	181	101
TOTAL		2809	56	385	267	322	485	983	311

**3.8.
MEDICAL RISK FACTORS OF PREGNANCY (2000 STATUS)**

	TOTAL BIRTHS	Births with medical risk factors	Medical risk factors																No medical risk factors		
			Anemia	Cardiac disease	Lung disease	Diabetes	Genital herpes	Hydramnios	Hemoglobinopathy	Chronic hypertension	Pregnancy associated hypertension	Eclampsia	Previous infant 4000 +g	Previous SGA infant	Renal disease	RH sensitization	Uterine bleeding	Incompetent cervix		Other	
TOTAL BIRTHS	5602	2229	271	9	14	376	19	121	0	73	314	41	59	45	24	3	17	3	1380	3371	
Resided on reservation	AK CHIN	1	0	0	0	0	0	0	0	0	0	0	0	0	0	0	0	0	0	1	
	COLORADO RIVER	43	12	3	0	0	1	0	0	0	1	1	0	0	0	0	0	0	10	31	
	FORT APACHE	241	133	13	1	3	22	0	0	0	2	22	2	4	2	0	0	0	0	93	108
	FORT McDOWELL	2	2	1	0	0	1	0	0	0	0	0	0	0	0	0	0	0	0	2	0
	GILA RIVER	157	39	4	0	2	17	1	2	0	1	3	0	1	0	0	0	0	0	15	116
	HAVASUPAI	7	2	0	0	0	0	0	0	0	0	0	0	0	0	0	0	0	0	2	5
	HOPI	92	42	4	0	0	11	0	3	0	2	11	1	0	3	3	0	0	0	19	50
	HUALAPAI	31	5	0	0	0	2	0	0	0	0	0	0	0	0	0	0	0	0	3	26
	NAVAJO	1779	670	88	3	6	138	5	75	0	28	118	12	31	30	16	0	9	0	278	1109
	SALT RIVER	96	49	3	0	0	8	0	3	0	3	2	1	3	0	0	0	1	0	37	47
	SAN CARLOS	211	83	18	0	0	13	1	0	0	7	16	2	1	2	1	1	0	1	44	128
	TOHONO O'ODHAM	133	40	1	0	0	14	1	1	0	1	10	2	0	0	0	0	2	0	16	93
TOTAL	2793	1077	135	4	11	227	8	84	0	44	183	21	40	37	20	1	12	1	519	1714	
Resided off reservation	---in Maricopa County	1438	713	105	3	1	95	8	16	0	13	46	13	8	2	2	1	1	591	725	
	---in Pima County	425	137	8	0	0	12	1	1	0	19	2	1	0	0	0	0	0	105	288	
	---in Coconino County	285	105	3	0	0	8	0	8	0	3	31	0	1	1	2	0	1	62	180	
	---elsewhere in Arizona	661	197	20	2	2	34	2	12	0	13	35	5	9	5	0	1	3	103	464	
	TOTAL	2809	1152	136	5	3	149	11	37	0	29	131	20	19	8	4	2	5	2	861	1657

3.9.
SUBSTANCE USE DURING PREGNANCY (2000 STATUS)

		TOTAL	SUBSTANCE USE			
			Drinker, nonsmoker	Smoker, nondrinker	Smoker and drinker	Nonsmoker and nondrinker
ALL AMERICAN INDIANS		5602	79	150	49	5324
Resided on reservation	AK CHIN	1	0	0	0	1
	COLORADO RIVER	43	0	0	0	43
	FORT APACHE	241	9	5	6	221
	FORT McDOWELL	2	0	0	0	2
	GILA RIVER	157	4	3	1	149
	HAVASUPAI	7	0	0	0	7
	HOPI	92	0	2	1	89
	HUALAPAI	31	3	0	0	28
	NAVAJO	1779	25	24	8	1722
	SALT RIVER	96	1	7	1	87
	SAN CARLOS	211	10	2	10	189
	TOHONO O'ODHAM	133	3	4	1	125
	TOTAL	2793	55	47	28	2663
	Resided off reservation	---in Maricopa County	1438	13	59	18
---in Pima County		425	3	19	2	401
---in Coconino County		285	0	1	0	284
---elsewhere in Arizona		661	8	24	1	628
TOTAL		2809	24	103	21	2661



UTILIZATION OF MEDICAL SERVICES

**3.10.
TRIMESTER OF PREGNANCY PRENATAL CARE BEGAN (2000 STATUS)**

		TOTAL	No care	1st trimester	2nd trimester	3rd trimester	Unknown
ALL AMERICAN INDIANS		5602	132	3686	1256	417	111
Resided on reservation	AK CHIN	1	0	1	0	0	0
	COLORADO RIVER	43	0	23	9	5	6
	FORT APACHE	241	10	138	61	27	5
	FORT McDOWELL	2	0	2	0	0	0
	GILA RIVER	157	3	121	27	2	4
	HAVASUPAI	7	0	2	2	2	1
	HOPI	92	5	58	18	11	0
	HUALAPAI	31	1	17	3	3	7
	NAVAJO	1779	34	1202	393	123	27
	SALT RIVER	96	7	67	16	4	2
	SAN CARLOS	211	4	120	49	28	10
	TOHONO O'ODHAM	133	3	83	35	10	2
	TOTAL	2793	67	1834	613	215	64
Resided off reservation	---in Maricopa County	1438	34	970	317	95	22
	---in Pima County	425	8	269	109	36	3
	---in Coconino County	285	6	217	54	7	1
	---elsewhere in Arizona	661	17	396	163	64	21
	TOTAL	2809	65	1852	643	202	47

**3.11.
NUMBER OF PRENATAL VISITS (2000 STATUS)**

		TOTAL	Number of prenatal visits					Unknown
			No visits	1-4 visits	5-8 visits	9-12 visits	13+ visits	
ALL AMERICAN INDIANS		5602	132	571	1382	2214	1122	181
Resided on reservation	AK CHIN	1	0	0	0	1	0	0
	COLORADO RIVER	43	0	7	11	18	2	5
	FORT APACHE	241	10	50	74	78	22	7
	FORT McDOWELL	2	0	0	1	1	0	0
	GILA RIVER	157	3	6	15	93	34	6
	HAVASUPAI	7	0	2	3	1	1	0
	HOPI	92	5	12	27	34	13	1
	HUALAPAI	31	1	8	11	4	0	7
	NAVAJO	1779	34	186	502	662	361	34
	SALT RIVER	96	7	7	16	43	21	2
	SAN CARLOS	211	4	58	70	46	20	13
	TOHONO O'ODHAM	133	3	7	39	42	39	3
	TOTAL	2793	67	343	769	1023	513	78
Resided off reservation	---in Maricopa County	1438	34	104	271	631	333	65
	---in Pima County	425	8	40	98	160	105	14
	---in Coconino County	285	6	11	67	138	61	2
	---elsewhere in Arizona	661	17	73	177	262	110	22
		TOTAL	2809	65	228	613	1191	609

**3.12.
OBSTETRIC PROCEDURES (2000 STATUS)**

		TOTAL	Obstetric procedures						
			Amniocentesis	Electro. Fetal Monit	Induction of labor	Stimulation of labor	Tocolysis	Ultrasound	Other
ALL AMERICAN INDIANS		5291	81	4632	938	653	128	3775	643
Resided on reservation	AK CHIN	1	0	1	0	1	0	1	1
	COLORADO RIVER	23	0	17	2	1	0	6	2
	FORT APACHE	234	9	210	43	38	17	183	45
	FORT McDOWELL	2	1	2	0	1	0	2	2
	GILA RIVER	155	3	153	19	10	6	149	62
	HAVASUPAI	7	0	7	1	1	0	0	0
	HOPI	87	2	83	19	15	3	50	5
	HUALAPAI	31	0	29	7	9	0	0	2
	NAVAJO	1655	21	1546	330	213	18	1055	54
	SALT RIVER	94	6	77	15	7	3	79	17
	SAN CARLOS	198	2	147	26	32	9	154	33
	TOHONO O'ODHAM	125	7	60	14	1	0	112	0
	TOTAL	2612	51	2332	476	329	56	1791	223
Resided off reservation	---in Maricopa County	1343	12	1184	201	163	57	1069	324
	---in Pima County	421	11	272	71	52	0	350	18
	---in Coconino County	281	1	272	89	44	4	106	4
	---elsewhere in Arizona	634	6	572	101	65	11	459	74
	TOTAL	2679	30	2300	462	324	72	1984	420

**3.13.
COMPLICATIONS OF LABOR AND DELIVERY (2000 STATUS)**


	TOTAL BIRTHS	Births with complications	Complications of labor and/or delivery																No complications	
			Febrile	Meconium	Rupture of membrane	Abruptio placenta	Placenta previa	Other bleeding	Seizures	Precipitous labor	Prolonged labor	Dysfunctional labor	Breech malpresentation	Cephalopelvic disp.	Cord prolapse	Anesthetic Complic.	Fetal distress	Other		
TOTAL BIRTHS	5602	1855	55	254	208	34	10	60	3	74	99	121	186	51	7	0	145	986	3746	
Resided on reservation	AK CHIN	1	0	0	0	0	0	0	0	0	0	0	0	0	0	0	0	0	0	1
	COLORADO RIVER	43	6	0	0	0	0	0	1	0	0	0	0	1	0	0	0	0	4	37
	FORT APACHE	241	97	2	10	6	1	0	2	0	1	4	3	12	4	0	0	6	68	144
	FORT McDOWELL	2	2	0	0	0	0	0	0	0	0	0	0	0	0	0	0	0	2	0
	GILA RIVER	157	37	2	8	3	1	1	1	0	1	1	2	6	0	0	0	4	14	119
	HAVASUPAI	7	2	0	0	0	0	0	0	0	0	0	0	0	0	0	0	0	2	5
	HOPI	92	35	1	5	5	0	0	2	0	2	6	4	3	1	0	0	4	9	57
	HUALAPAI	31	0	0	0	0	0	0	0	0	0	0	0	0	0	0	0	0	0	31
	NAVAJO	1779	569	20	71	95	8	4	31	2	50	57	84	52	13	4	0	47	180	1210
	SALT RIVER	96	36	1	7	4	1	0	0	0	0	1	0	4	0	0	0	1	27	60
	SAN CARLOS	211	61	3	10	3	1	1	2	0	2	5	3	3	1	1	0	9	28	150
	TOHONO O'ODHAM	133	10	0	0	2	1	0	0	0	0	0	0	2	1	0	0	1	4	123
TOTAL	2793	855	29	111	118	13	6	39	2	56	74	96	83	20	5	0	72	338	1937	
Resided off reservation	---in Maricopa County	1438	605	22	97	59	9	11	0	5	13	14	51	17	2	0	33	425	833	
	---in Pima County	425	120	1	13	4	5	0	0	5	2	0	13	3	0	0	15	73	305	
	---in Coconino County	285	80	1	11	7	0	0	6	0	2	2	7	6	0	0	8	36	205	
	---elsewhere in Arizona	661	195	2	22	20	7	3	4	1	6	8	4	23	5	0	0	17	114	466
	TOTAL	2809	1000	26	143	90	21	4	21	1	18	25	25	103	31	2	0	73	648	1809

**3.14.
METHOD OF DELIVERY (2000 STATUS)**

		TOTAL	Method of delivery					
			Vaginal	Vaginal after C-Section	Primary C-Section	Repeat C-Section	Forceps	Vacuum
ALL AMERICAN INDIANS		5602	4530	188	536	348	48	114
Resided on reservation	AK CHIN	1	1	0	0	0	0	0
	COLORADO RIVER	43	22	5	14	2	1	0
	FORT APACHE	241	193	13	21	14	3	5
	FORT McDOWELL	2	1	0	0	1	0	0
	GILA RIVER	157	121	6	21	9	0	4
	HAVASUPAI	7	4	0	2	1	0	0
	HOPI	92	79	3	9	1	1	1
	HUALAPAI	31	27	0	1	3	0	2
	NAVAJO	1779	1489	67	126	97	13	26
	SALT RIVER	96	80	3	7	6	0	1
	SAN CARLOS	211	165	5	32	9	0	6
	TOHONO O'ODHAM	133	103	5	11	14	0	0
	TOTAL	2793	2285	107	244	157	18	45
Resided off reservation	---in Maricopa County	1438	1142	44	161	91	17	44
	---in Pima County	425	337	8	43	37	5	9
	---in Coconino County	285	230	12	31	12	5	4
	---elsewhere in Arizona	661	536	17	57	51	3	12
	TOTAL	2809	2245	81	292	191	30	69

**3.15.
ATTENDANT AT BIRTH (2000 STATUS)**

		TOTAL	Attendant						Unknown
			M.D.	C.N.M	Hospital adm	Midwife	D.O.	Other	
ALL AMERICAN INDIANS		5602	3124	1923	1	4	394	30	126
Resided on reservation	AK CHIN	1	0	0	0	0	1	0	0
	COLORADO RIVER	43	40	3	0	0	0	0	0
	FORT APACHE	241	184	2	0	0	53	1	1
	FORT McDOWELL	2	1	1	0	0	0	0	0
	GILA RIVER	157	81	6	0	0	70	0	0
	HAVASUPAI	7	6	1	0	0	0	0	0
	HOPI	92	48	42	0	0	1	1	0
	HUALAPAI	31	19	0	0	0	12	0	0
	NAVAJO	1779	529	1103	1	1	46	3	96
	SALT RIVER	96	53	27	0	0	16	0	0
	SAN CARLOS	211	203	5	0	0	3	0	0
	TOHONO O'ODHAM	133	122	0	0	0	0	11	0
	TOTAL	2793	1286	1190	1	1	202	16	97
Resided off reservation	---in Maricopa County	1438	889	459	0	0	86	2	2
	---in Pima County	425	318	90	0	0	8	9	0
	---in Coconino County	285	190	59	0	0	33	0	3
	---elsewhere in Arizona	661	441	125	0	3	65	3	24
	TOTAL	2809	1838	733	0	3	192	14	29



NEWBORN'S HEALTH

**3.16.
GESTATIONAL AGE (2000 STATUS)**

		TOTAL	Length of gestation				
			<37 weeks	37 weeks	38-43 weeks	43+ weeks	Unknown
ALL AMERICAN INDIANS		5602	527	452	4581	1	41
Resided on reservation	AK CHIN	1	0	0	1	0	0
	COLORADO RIVER	43	3	2	20	0	18
	FORT APACHE	241	40	23	178	0	0
	FORT McDOWELL	2	0	2	0	0	0
	GILA RIVER	157	14	13	130	0	0
	HAVASUPAI	7	2	1	4	0	0
	HOPI	92	14	5	72	0	1
	HUALAPAI	31	3	2	26	0	0
	NAVAJO	1779	123	104	1546	1	5
	SALT RIVER	96	9	8	78	0	1
	SAN CARLOS	211	26	29	156	0	0
	TOHONO O'ODHAM	133	16	17	99	0	1
	TOTAL	2793	250	206	2310	1	26
Resided off reservation	---in Maricopa County	1438	141	123	1170	0	4
	---in Pima County	425	40	38	347	0	0
	---in Coconino County	285	28	25	232	0	0
	---elsewhere in Arizona	661	68	60	522	0	11
	TOTAL	2809	277	246	2271	0	15

**3.17.
WEIGHT AT BIRTH (2000 STATUS)**

		TOTAL	Weight at birth					Unknown
			<1,000 grams	1,000- 1,499	1,500- 2,499	2,500- 3,999	4000+ grams	
TOTAL BIRTHS		5602	42	45	298	4662	504	51
Resided on reservation	AK CHIN	1	0	0	0	1	0	0
	COLORADO RIVER	43	0	0	2	35	5	1
	FORT APACHE	241	7	2	27	179	26	0
	FORT McDOWELL	2	0	0	0	2	0	0
	GILA RIVER	157	1	2	5	128	20	1
	HAVASUPAI	7	0	0	1	6	0	0
	HOPI	92	0	3	8	75	6	0
	HUALAPAI	31	0	0	4	23	4	0
	NAVAJO	1779	9	13	75	1514	158	10
	SALT RIVER	96	0	1	5	80	10	0
	SAN CARLOS	211	3	3	17	176	10	2
	TOHONO O'ODHAM	133	2	0	7	114	7	3
	TOTAL	2793	22	24	151	2333	246	17
Resided off reservation	---in Maricopa County	1438	10	12	72	1172	151	21
	---in Pima County	425	2	2	21	365	33	2
	---in Coconino County	285	2	1	19	244	18	1
	---elsewhere in Arizona	661	6	6	35	548	56	10
		TOTAL	2809	20	21	147	2329	258

**3.18.
ABNORMAL CONDITIONS OF THE NEWBORN (2000 STATUS)**


	TOTAL BIRTHS	Abnormal conditions of the newborn	Abnormal conditions										No abnormal conditions
			Anemia	Birth injury	Fetal Alcohol Syndrome	Membrane disease	Meconium aspiration	Assisted vent. <30 min.	Assisted vent. >30 min.	Seizures	Other		
TOTAL BIRTHS	5602	466	8	13	2	9	12	51	25	5	379	5136	
Resided on reservation	AK CHIN	1	0	0	0	0	0	0	0	0	0	1	
	COLORADO RIVER	43	6	0	0	0	0	1	2	0	3	37	
	FORT APACHE	241	43	0	6	0	0	1	3	1	40	198	
	FORT McDOWELL	2	0	0	0	0	0	0	0	0	0	2	
	GILA RIVER	157	7	0	0	0	0	0	0	0	7	150	
	HAVASUPAI	7	1	0	0	0	0	0	0	0	1	6	
	HOPI	92	5	0	0	0	0	1	2	0	3	87	
	HUALAPAI	31	0	0	0	0	0	0	0	0	0	31	
	NAVAJO	1779	97	4	2	0	2	5	11	8	1	72	1682
	SALT RIVER	96	15	0	0	0	1	1	2	0	0	12	81
	SAN CARLOS	211	35	1	0	1	1	1	7	2	0	24	176
	TOHONO O'ODHAM	133	4	0	0	0	0	0	1	1	0	3	129
TOTAL	2793	213	5	8	1	4	8	26	16	2	165	2580	
Resided off reservation	---in Maricopa County	1438	154	1	2	1	4	3	3	2	144	1284	
	---in Pima County	425	31	0	2	0	0	0	9	0	22	394	
	---in Coconino County	285	12	0	0	0	0	0	0	2	11	273	
	---elsewhere in Arizona	661	56	2	1	0	1	1	13	5	37	605	
	TOTAL	2809	253	3	5	1	5	4	25	9	3	214	2556

**3.19.
CONGENITAL ANOMALIES (BIRTH DEFECTS) (2000 STATUS)**


	TOTAL BIRTHS	Births with congenital anomalies	Congenital anomalies																			No congenital anomalies				
			Anencephalus	Spina Bifida	Hydrocephalus	Microcephalus	Other CNS Anomaly	Heart Malformations	Other Resp./Circulatory	Rectal Atresia	Fistula/Esoph. Atresia	Omphalocele	Other Gastrointestinal	Malformed Genitalia	Renal Agenesis	Other Urogenital	Cleft Lip/Palate	Polydactyly	Club Foot	Diaphragmatic Hernia	Other Muscoskeletal		Down's Syndrome	Other Chromosomal	Other	
TOTAL BIRTHS	5602	107	0	1	3	0	1	3	12	0	0	3	2	2	0	1	3	4	1	2	2	1	1	73	5495	
Resided on reservation	AK CHIN	1	0	0	0	0	0	0	0	0	0	0	0	0	0	0	0	0	0	0	0	0	0	0	1	
	COLORADO RIVER	43	0	0	0	0	0	0	0	0	0	0	0	0	0	0	0	0	0	0	0	0	0	0	43	
	FORT APACHE	241	13	0	0	0	0	1	1	4	0	0	0	0	1	0	1	0	0	0	0	0	0	0	6	228
	FORT McDOWELL	2	0	0	0	0	0	0	0	0	0	0	0	0	0	0	0	0	0	0	0	0	0	0	0	2
	GILA RIVER	157	2	0	0	0	0	0	0	0	0	0	0	0	0	0	0	0	0	0	0	0	0	0	2	155
	HAVASUPAI	7	0	0	0	0	0	0	0	0	0	0	0	0	0	0	0	0	0	0	0	0	0	0	0	7
	HOPI	92	2	0	0	0	0	0	0	1	0	0	0	0	0	0	0	0	0	0	0	0	0	0	1	90
	HUALAPAI	31	0	0	0	0	0	0	0	0	0	0	0	0	0	0	0	0	0	0	0	0	0	0	0	31
	NAVAJO	1779	24	0	0	2	0	0	2	0	0	0	2	0	1	0	0	2	1	0	1	1	0	1	14	1755
	SALT RIVER	96	4	0	0	0	0	0	0	2	0	0	0	0	0	0	0	0	0	0	0	0	0	0	3	92
	SAN CARLOS	211	6	0	0	0	0	0	0	0	0	0	0	0	0	0	0	0	1	0	1	1	0	0	3	205
	TOHONO O'ODHAM	133	1	0	0	0	0	0	0	0	0	0	0	0	0	0	0	0	0	0	0	0	0	0	1	132
TOTAL	2793	52	0	0	2	0	1	3	7	0	0	2	0	2	0	1	2	2	0	2	2	0	1	30	2741	
Resided off reservation	-in Maricopa County	1438	37	0	0	0	0	0	2	0	0	0	1	0	0	0	0	0	0	0	0	1	0	33	1401	
	-in Pima County	425	4	0	0	0	0	0	0	0	0	0	0	0	0	0	0	0	1	0	0	0	0	3	421	
	-in Coconino County	285	4	0	0	0	0	0	0	0	0	1	0	0	0	0	0	1	0	0	0	0	0	2	281	
	-elsewhere in Arizona	661	10	0	1	1	0	0	0	3	0	0	0	1	0	0	0	1	1	0	0	0	0	5	651	
	TOTAL	2809	55	0	1	1	0	0	0	5	0	0	1	2	0	0	0	1	2	1	0	0	1	0	43	2754

**TABLE 3.20.
CAUSES OF INFANT DEATH AMONG AMERICAN INDIAN RESIDENTS, ARIZONA, 2000**

		Total, all causes	Congenital malformations	Short gestation and low birth weight	Complications of placenta, cord and membrane	Sudden infant death syndrome	Atelectasis	Bacterial sepsis of newborn	Maternal complications	Intrauterine hypoxia or birth asphyxia	Diseases of the circulatory system	Total accidents	Respiratory distress syndrome
Total, all causes		54	14	4	4	4	1	3	1	1	2	1	1
Resided on reservation	FORT APACHE	3	1	1	0	0	0	0	0	0	0	0	0
	GILA RIVER	2	1	0	0	0	0	0	0	0	0	0	0
	HOPI	1	0	0	1	0	0	0	0	0	0	0	0
	NAVAJO	16	4	2	1	1	0	2	1	0	0	1	0
	SALT RIVER	1	0	0	0	0	0	0	0	0	0	0	0
	SAN CARLOS	2	1	0	0	0	0	0	0	0	0	0	0
	TOHONO O'ODHAM	2	0	0	0	1	0	0	0	0	0	0	0
	TOTAL	27	7	3	2	2	0	2	1	0	0	1	0
Resided off reservation	---in Maricopa County	14	4	1	1	1	1	1	0	0	1	0	0
	---in Pima County	3	1	0	0	0	0	0	0	0	1	0	0
	---in Coconino County	2	0	0	0	0	0	0	0	1	0	0	0
	---elsewhere in Arizona	8	2	0	1	1	0	0	0	0	0	0	1
	TOTAL	27	7	1	2	2	1	1	0	1	2	0	1



IV. PATTERNS OF MORTALITY AMONG AMERICAN INDIANS BY PLACE OF RESIDENCE IN ARIZONA IN 2000



AGE-SPECIFIC MORTALITY

**4.1.
AGE-SPECIFIC MORTALITY IN 2000**


		TOTAL	Age group										
			<1	1-4	5-14	15-24	25-34	35-44	45-54	55-64	65-74	75-84	85+
Total, all causes		1524	54	14	21	95	122	205	185	194	264	209	161
Resided on reservation	AK CHIN	4	0	0	0	0	1	1	0	0	2	0	0
	CAMP VERDE	4	0	0	0	0	0	0	0	1	1	0	2
	COLORADO RIVER	19	0	0	0	0	0	3	3	6	2	4	1
	FORT APACHE	75	3	0	1	6	5	10	9	7	12	12	10
	FORT McDOWELL	5	0	0	0	0	0	0	1	0	2	0	2
	GILA BEND	3	0	0	0	0	0	0	0	0	2	0	1
	GILA RIVER	77	2	0	0	6	8	7	15	10	14	8	7
	HAVASUPAI	4	0	0	0	0	0	2	0	1	0	1	0
	HOPI	38	1	0	0	2	1	2	5	9	9	3	6
	HUALAPAI	11	0	0	0	0	1	2	2	0	4	1	1
	KAIBAB	1	0	0	0	0	0	0	0	0	0	1	0
	NAVAJO	503	16	5	10	32	41	53	49	58	96	72	71
	SALT RIVER	36	1	2	0	3	5	6	5	5	4	4	1
	SAN CARLOS	57	2	0	1	5	11	6	7	7	10	5	3
	SAN XAVIER	5	0	0	0	1	0	0	2	1	0	0	1
	TOHONO O'ODHAM	80	2	2	1	2	6	14	8	14	13	8	10
TOTAL	922	27	9	13	57	79	106	106	119	171	119	116	
Resided off reservation	---in Maricopa County	248	14	1	3	18	20	46	32	22	34	41	17
	---in Pima County	127	3	0	1	7	13	19	20	24	24	10	6
	---in Coconino County	34	2	2	1	3	1	7	3	4	4	4	3
	---elsewhere in Arizona	193	8	2	3	10	9	27	24	25	31	35	19
	TOTAL	602	27	5	8	38	43	99	79	75	93	90	45

4.2.
AGE-SPECIFIC MORTALITY AMONG MALES IN 2000

		TOTAL	Age group										
			<1	1-4	5-14	15-24	25-34	35-44	45-54	55-64	65-74	75-84	85+
Total, all causes		875	33	7	13	71	88	134	119	110	129	114	57
Resided on reservation	AK CHIN	3	0	0	0	0	1	1	0	0	1	0	0
	CAMP VERDE	1	0	0	0	0	0	0	0	0	0	0	1
	COLORADO RIVER	10	0	0	0	0	0	2	1	3	1	2	1
	FORT APACHE	49	0	0	1	4	4	8	5	4	10	10	3
	FORT McDOWELL	4	0	0	0	0	0	0	1	0	2	0	1
	GILA BEND	1	0	0	0	0	0	0	0	0	1	0	0
	GILA RIVER	39	2	0	0	3	6	4	8	4	6	3	3
	HAVASUPAI	4	0	0	0	0	0	2	0	1	0	1	0
	HOPI	20	1	0	0	2	1	1	1	4	4	2	4
	HUALAPAI	8	0	0	0	0	1	2	2	0	2	0	1
	NAVAJO	272	6	3	4	22	28	35	32	30	49	41	22
	SALT RIVER	21	1	0	0	2	3	2	3	3	3	3	1
	SAN CARLOS	29	1	0	1	3	8	4	4	3	2	2	1
	SAN XAVIER	3	0	0	0	1	0	0	2	0	0	0	0
	TOHONO O'ODHAM	43	1	1	0	2	4	8	6	11	5	3	2
TOTAL	507	12	4	6	39	56	69	65	63	86	67	40	
Resided off reservation	---in Maricopa County	151	12	0	3	15	16	30	23	13	13	21	5
	---in Pima County	84	2	0	1	6	10	14	15	17	10	6	3
	---in Coconino County	21	1	2	0	1	0	6	2	3	3	1	2
	---elsewhere in Arizona	112	6	1	3	10	6	15	14	14	17	19	7
	TOTAL	368	21	3	7	32	32	65	54	47	43	47	17

4.3.
AGE-SPECIFIC MORTALITY AMONG FEMALES IN 2000

		TOTAL	Age group										
			<1	1-4	5-14	15-24	25-34	35-44	45-54	55-64	65-74	75-84	85+
Total, all causes		649	21	7	8	24	34	71	66	84	135	95	104
Resided on reservation	AK CHIN	1	0	0	0	0	0	0	0	0	1	0	0
	CAMP VERDE	3	0	0	0	0	0	0	0	1	1	0	1
	COLORADO RIVER	9	0	0	0	0	0	1	2	3	1	2	0
	FORT APACHE	26	3	0	0	2	1	2	4	3	2	2	7
	FORT McDOWELL	1	0	0	0	0	0	0	0	0	0	0	1
	GILA BEND	2	0	0	0	0	0	0	0	0	1	0	1
	GILA RIVER	38	0	0	0	3	2	3	7	6	8	5	4
	HOPI	18	0	0	0	0	0	1	4	5	5	1	2
	HUALAPAI	3	0	0	0	0	0	0	0	0	2	1	0
	KAIBAB	1	0	0	0	0	0	0	0	0	0	1	0
	NAVAJO	231	10	2	6	10	13	18	17	28	47	31	49
	SALT RIVER	15	0	2	0	1	2	4	2	2	1	1	0
	SAN CARLOS	28	1	0	0	2	3	2	3	4	8	3	2
	SAN XAVIER	2	0	0	0	0	0	0	0	1	0	0	1
	TOHONO O'ODHAM	37	1	1	1	0	2	6	2	3	8	5	8
TOTAL	415	15	5	7	18	23	37	41	56	85	52	76	
Resided off reservation	---in Maricopa County	97	2	1	0	3	4	16	9	9	21	20	12
	---in Pima County	43	1	0	0	1	3	5	5	7	14	4	3
	---in Coconino County	13	1	0	1	2	1	1	1	1	1	3	1
	---elsewhere in Arizona	81	2	1	0	0	3	12	10	11	14	16	12
	TOTAL	234	6	2	1	6	11	34	25	28	50	43	28



CAUSE-SPECIFIC MORTALITY

4.4.
DEATHS FROM CAUSES SELECTED* AS INDICATORS FOR
MONITORING PROGRESS TOWARD THE YEAR 2000 OBJECTIVES (2000 STATUS)

		Total, all causes	Major cardiovascular diseases	Motor vehicle accidents	Malignant neoplasm of trachea, bronchus and lung	Female breast cancer	Assault (homicide)	Intentional self-harm (suicide)
Total, all causes		1524	310	160	13	12	36	41
Resided on reservation	AK CHIN	4	1	1	0	0	0	0
	CAMP VERDE	4	2	0	0	0	0	0
	COLORADO RIVER	19	5	0	1	0	0	0
	FORT APACHE	75	17	6	0	1	2	2
	FORT McDOWELL	5	2	0	0	0	0	0
	GILA BEND	3	1	0	0	0	0	0
	GILA RIVER	77	17	7	0	0	2	3
	HAVASUPAI	4	1	1	0	0	0	0
	HOPI	38	8	2	1	0	1	0
	HUALAPAI	11	2	1	0	0	0	1
	KAIBAB	1	0	0	0	0	0	0
	NAVAJO	503	103	63	0	4	10	18
	SALT RIVER	36	7	3	0	0	2	2
	SAN CARLOS	57	9	11	0	0	2	0
	SAN XAVIER	5	0	0	0	0	1	0
	TOHONO O'ODHAM	80	17	10	0	0	0	1
TOTAL	922	192	105	2	5	20	27	
Resided off reservation	---in Maricopa County	248	45	22	6	2	6	8
	---in Pima County	127	22	7	1	2	6	2
	---in Coconino County	34	9	6	0	0	1	1
	---elsewhere in Arizona	193	42	20	4	3	3	3
	TOTAL	602	118	55	11	7	16	14

4.5.
LEADING CAUSES OF DEATH IN 2000


	Total, all causes	Resided on reservation																Resided off reservation					
		AK CHIN	CAMP VERDE	COLORADO RIVER	FORT APACHE	FORT McDOWELL	GILA BEND	GILA RIVER	HAVASUPAI	HOP I	HUALAPAI	KAIBAB	NAVAJO	SALT RIVER	SAN CARLOS	SAN XAVIER	TOHONO O'ODHAM	TOTAL	---in Maricopa County	---in Pima County	---in Coconino County	---elsewhere in Arizona	TOTAL
Total accidents	243	1	0	0	13	0	0	11	1	4	1	0	96	5	13	0	15	160	32	17	6	28	83
Motor vehicle accidents	160	1	0	0	6	0	0	7	1	2	1	0	63	3	11	0	10	105	22	7	6	20	55
Diseases of heart	224	0	1	5	10	1	0	13	1	6	2	0	76	5	7	0	14	141	32	14	8	29	83
Malignant neoplasms	169	0	0	2	4	0	0	4	0	6	1	0	63	5	5	0	5	95	39	13	4	18	74
Chronic liver disease and cirrhosis	113	1	0	4	4	1	1	4	0	4	2	0	19	6	11	2	8	67	15	13	1	17	46
Diabetes	97	1	0	4	4	2	1	11	1	1	1	1	20	2	3	0	7	59	13	7	2	16	38
Cerebrovascular diseases	62	1	1	0	6	1	1	3	0	1	0	0	21	1	1	0	2	39	6	6	1	10	23
Influenza and pneumonia	57	0	0	0	4	0	0	4	0	2	0	0	23	0	0	0	4	37	9	4	1	6	20
Intentional self-harm (suicide)	41	0	0	0	2	0	0	3	0	0	1	0	18	2	0	0	1	27	8	2	1	3	14
Nephritis, nephrotic syndrome and nephrosis	29	0	0	0	1	0	0	2	0	1	0	0	8	0	2	0	1	15	4	3	1	6	14
Septicemia	27	0	0	0	1	0	0	1	0	1	0	0	11	0	2	0	1	17	4	5	1	0	10
Total, all causes	1524	4	4	19	75	5	3	77	4	38	11	1	503	36	57	5	80	922	248	127	34	193	602

**4.6.
LEADING CAUSES OF DEATH AMONG MALES IN 2000**

	Total, all causes	Resided on reservation															Resided off reservation					
		AK CHIN	CAMP VERDE	COLORADO RIVER	FORT APACHE	FORT McDOWELL	GILA BEND	GILA RIVER	HAVASUPAI	HOPI	HUALAPAI	NAVAJO	SALT RIVER	SAN CARLOS	SAN XAVIER	TOHONO O'ODHAM	TOTAL	---in Maricopa County	---in Pima County	---in Coconino County	---elsewhere in Arizona	TOTAL
Total accidents	169	1	0	0	11	0	0	5	1	3	1	65	2	8	0	10	107	25	13	3	21	62
Motor vehicle accidents	108	1	0	0	4	0	0	3	1	1	1	41	2	7	0	6	67	18	5	3	15	41
Diseases of heart	122	0	0	2	6	1	0	7	1	2	1	47	3	2	0	4	76	17	8	5	16	46
Malignant neoplasms	85	0	0	2	2	0	0	1	0	4	1	31	3	2	0	2	48	20	5	2	10	37
Chronic liver disease and cirrhosis	70	1	0	3	2	1	0	1	0	2	2	10	4	6	1	8	41	11	8	1	9	29
Diabetes	43	0	0	2	1	2	1	6	1	0	0	8	1	0	0	2	24	6	5	2	6	19
Cerebrovascular diseases	27	1	0	0	6	0	0	0	0	0	0	8	1	0	0	0	16	1	5	1	4	11
Influenza and pneumonia	33	0	0	0	3	0	0	1	0	1	0	10	0	0	0	2	17	7	4	1	4	16
Intentional self-harm (suicide)	36	0	0	0	1	0	0	3	0	0	1	16	1	0	0	1	23	7	2	1	3	13
Nephritis, nephrotic syndrome and nephrosis	11	0	0	0	0	0	0	1	0	0	0	2	0	1	0	0	4	2	1	0	4	7
Septicemia	16	0	0	0	0	0	0	0	0	1	0	6	0	2	0	0	9	4	3	0	0	7
Total, all causes	875	3	1	10	49	4	1	39	4	20	8	272	21	29	3	43	507	151	84	21	112	368

**4.7.
LEADING CAUSES OF DEATH AMONG FEMALES IN 2000**

	Total, all causes	Resided on reservation															Resided off reservation					
		AK CHIN	CAMP VERDE	COLORADO RIVER	FORT APACHE	FORT McDOWELL	GILA BEND	GILA RIVER	HOPI	HUALAPAI	KAI BAB	NAVAJO	SALT RIVER	SAN CARLOS	SAN XAVIER	TOHONO O'ODHAM	TOTAL	---in Maricopa County	---in Pima County	---in Coconino County	---elsewhere in Arizona	TOTAL
Total accidents	74	0	0	0	2	0	0	6	1	0	0	31	3	5	0	5	53	7	4	3	7	21
Motor vehicle accidents	52	0	0	0	2	0	0	4	1	0	0	22	1	4	0	4	38	4	2	3	5	14
Diseases of heart	102	0	1	3	4	0	0	6	4	1	0	29	2	5	0	10	65	15	6	3	13	37
Malignant neoplasms	84	0	0	0	2	0	0	3	2	0	0	32	2	3	0	3	47	19	8	2	8	37
Chronic liver disease and cirrhosis	43	0	0	1	2	0	1	3	2	0	0	9	2	5	1	0	26	4	5	0	8	17
Diabetes	54	1	0	2	3	0	0	5	1	1	1	12	1	3	0	5	35	7	2	0	10	19
Cerebrovascular diseases	35	0	1	0	0	1	1	3	1	0	0	13	0	1	0	2	23	5	1	0	6	12
Influenza and pneumonia	24	0	0	0	1	0	0	3	1	0	0	13	0	0	0	2	20	2	0	0	2	4
Intentional self-harm (suicide)	5	0	0	0	1	0	0	0	0	0	0	2	1	0	0	0	4	1	0	0	0	1
Nephritis, nephrotic syndrome and nephrosis	18	0	0	0	1	0	0	1	1	0	0	6	0	1	0	1	11	2	2	1	2	7
Septicemia	11	0	0	0	1	0	0	1	0	0	0	5	0	0	0	1	8	0	2	1	0	3
Total, all causes	649	1	3	9	26	1	2	38	18	3	1	231	15	28	2	37	415	97	43	13	81	234



LEADING CAUSES OF DEATH BY AGE GROUP FOR SELECTED INDIAN NATIONS

**4.8.
LEADING CAUSES OF DEATH BY AGE GROUP AMONG RESIDENTS
OF NAVAJO TRIBAL COMMUNITIES IN 2000**

	TOTAL	Age group										
		<1	1-4	5-14	15-24	25-34	35-44	45-54	55-64	65-74	75-84	85+
Total accidents	96	1	2	5	17	21	15	11	7	11	3	3
Motor vehicle accidents	63	1	1	2	14	13	11	4	7	6	2	2
Diseases of heart	76	0	0	0	0	1	4	7	12	19	16	17
Malignant neoplasms	63	0	0	1	2	1	6	4	8	19	11	11
Chronic liver disease and cirrhosis	19	0	0	0	0	1	6	5	4	3	0	0
Diabetes	20	0	0	0	0	0	0	1	1	9	6	3
Cerebrovascular diseases	21	0	0	0	0	1	0	3	6	2	5	4
Influenza and pneumonia	23	0	0	0	1	0	2	3	2	3	5	7
Intentional self-harm (suicide)	18	0	0	1	7	3	5	1	1	0	0	0
Nephritis, nephrotic syndrome and nephrosis	8	0	0	0	0	0	0	0	0	4	3	1
Septicemia	11	0	1	0	0	0	0	1	3	1	3	2
Total, all causes	503	16	5	10	32	41	53	49	58	96	72	71

4.9.
LEADING CAUSES OF DEATH BY AGE GROUP AMONG RESIDENTS
OF HOPI TRIBAL COMMUNITIES IN 2000

	TOTAL	Age group								
		<1	15-24	25-34	35-44	45-54	55-64	65-74	75-84	85+
Total accidents	4	0	1	1	1	0	1	0	0	0
Motor vehicle accidents	2	0	0	0	1	0	1	0	0	0
Diseases of heart	6	0	0	0	0	2	0	3	1	0
Malignant neoplasms	6	0	0	0	0	1	1	3	0	1
Chronic liver disease and cirrhosis	4	0	0	0	0	0	3	1	0	0
Diabetes	1	0	0	0	0	0	0	0	1	0
Cerebrovascular diseases	1	0	0	0	0	0	0	0	0	1
Influenza and pneumonia	2	0	0	0	0	0	0	0	0	2
Intentional self-harm (suicide)	0	0	0	0	0	0	0	0	0	0
Nephritis, nephrotic syndrome and nephrosis	1	0	0	0	0	0	0	1	0	0
Septicemia	1	0	0	0	0	0	0	0	1	0
Total, all causes	38	1	2	1	2	5	9	9	3	6

**4.10.
LEADING CAUSES OF DEATH BY AGE GROUP AMONG RESIDENTS
OF FORT APACHE TRIBAL COMMUNITIES IN 2000**

	TOTAL	Age group									
		<1	5-14	15-24	25-34	35-44	45-54	55-64	65-74	75-84	85+
Total accidents	13	0	1	3	1	3	3	1	1	0	0
Motor vehicle accidents	6	0	1	2	1	1	1	0	0	0	0
Diseases of heart	10	0	0	0	0	0	0	2	4	3	1
Malignant neoplasms	4	0	0	0	0	1	1	1	1	0	0
Chronic liver disease and cirrhosis	4	0	0	0	0	3	1	0	0	0	0
Diabetes	4	0	0	0	0	1	1	0	0	1	1
Cerebrovascular diseases	6	0	0	0	0	0	1	0	0	3	2
Influenza and pneumonia	4	0	0	0	0	0	1	0	1	1	1
Intentional self-harm (suicide)	2	0	0	1	0	1	0	0	0	0	0
Nephritis, nephrotic syndrome and nephrosis	1	0	0	0	0	0	0	0	1	0	0
Septicemia	1	0	0	0	0	0	0	0	1	0	0
Total, all causes	75	3	1	6	5	10	9	7	12	12	10

4.11.
LEADING CAUSES OF DEATH BY AGE GROUP AMONG RESIDENTS
OF GILA RIVER TRIBAL COMMUNITIES IN 2000

	TOTAL	Age group								
		<1	15-24	25-34	35-44	45-54	55-64	65-74	75-84	85+
Total accidents	11	0	6	1	1	0	0	2	0	1
Motor vehicle accidents	7	0	4	1	0	0	0	2	0	0
Diseases of heart	13	0	0	0	1	1	2	4	3	2
Malignant neoplasms	4	0	0	0	1	1	1	1	0	0
Chronic liver disease and cirrhosis	4	0	0	0	0	3	1	0	0	0
Diabetes	11	0	0	0	0	2	4	3	1	1
Cerebrovascular diseases	3	0	0	0	0	2	0	0	1	0
Influenza and pneumonia	4	0	0	0	1	1	0	0	1	1
Intentional self-harm (suicide)	3	0	0	2	1	0	0	0	0	0
Nephritis, nephrotic syndrome and nephrosis	2	0	0	0	0	1	0	0	0	1
Septicemia	1	0	0	0	0	1	0	0	0	0
Total, all causes	77	2	6	8	7	15	10	14	8	7

**4.12.
LEADING CAUSES OF DEATH BY AGE GROUP AMONG RESIDENTS
OF SALT RIVER TRIBAL COMMUNITIES IN 2000**

	TOTAL	Age group									
		<1	1-4	15-24	25-34	35-44	45-54	55-64	65-74	75-84	85+
Total accidents	5	0	1	1	0	0	2	0	0	0	1
Motor vehicle accidents	3	0	0	1	0	0	1	0	0	0	1
Diseases of heart	5	0	0	0	0	0	0	2	2	1	0
Malignant neoplasms	5	0	0	0	1	1	0	1	1	1	0
Chronic liver disease and cirrhosis	6	0	0	0	3	2	1	0	0	0	0
Diabetes	2	0	0	0	0	0	1	1	0	0	0
Cerebrovascular diseases	1	0	0	0	0	0	0	0	0	1	0
Influenza and pneumonia	0	0	0	0	0	0	0	0	0	0	0
Intentional self-harm (suicide)	2	0	0	1	0	1	0	0	0	0	0
Nephritis, nephrotic syndrome and nephrosis	0	0	0	0	0	0	0	0	0	0	0
Septicemia	0	0	0	0	0	0	0	0	0	0	0
Total, all causes	36	1	2	3	5	6	5	5	4	4	1

**4.13.
LEADING CAUSES OF DEATH BY AGE GROUP AMONG RESIDENTS
OF SAN CARLOS TRIBAL COMMUNITIES IN 2000**


	TOTAL	Age group									
		<1	5-14	15-24	25-34	35-44	45-54	55-64	65-74	75-84	85+
Total accidents	13	0	0	5	4	1	1	2	0	0	0
Motor vehicle accidents	11	0	0	5	3	1	1	1	0	0	0
Diseases of heart	7	0	0	0	0	0	0	2	2	0	3
Malignant neoplasms	5	0	0	0	0	0	0	0	3	2	0
Chronic liver disease and cirrhosis	11	0	0	0	3	4	2	0	1	1	0
Diabetes	3	0	0	0	0	0	0	0	2	1	0
Cerebrovascular diseases	1	0	0	0	0	0	0	0	1	0	0
Influenza and pneumonia	0	0	0	0	0	0	0	0	0	0	0
Intentional self-harm (suicide)	0	0	0	0	0	0	0	0	0	0	0
Nephritis, nephrotic syndrome and nephrosis	2	0	0	0	1	0	0	1	0	0	0
Septicemia	2	0	0	0	1	0	0	0	0	1	0
Total, all causes	57	2	1	5	11	6	7	7	10	5	3

**4.14.
LEADING CAUSES OF DEATH BY AGE GROUP AMONG RESIDENTS
OF TOHONO O ODHAM TRIBAL COMMUNITIES IN 2000**

	TOTAL	Age group										
		<1	1-4	5-14	15-24	25-34	35-44	45-54	55-64	65-74	75-84	85+
Total accidents	15	0	1	1	1	3	3	2	2	2	0	0
Motor vehicle accidents	10	0	0	1	1	1	3	1	1	2	0	0
Diseases of heart	14	0	1	0	0	0	1	2	2	4	2	2
Malignant neoplasms	5	0	0	0	0	0	2	0	1	1	1	0
Chronic liver disease and cirrhosis	8	0	0	0	0	1	4	2	1	0	0	0
Diabetes	7	0	0	0	0	0	0	1	1	2	1	2
Cerebrovascular diseases	2	0	0	0	0	0	0	0	0	0	0	2
Influenza and pneumonia	4	0	0	0	0	1	1	0	0	0	2	0
Intentional self-harm (suicide)	1	0	0	0	1	0	0	0	0	0	0	0
Nephritis, nephrotic syndrome and nephrosis	1	0	0	0	0	0	1	0	0	0	0	0
Septicemia	1	0	0	0	0	0	0	0	0	0	0	1
Total, all causes	80	2	2	1	2	6	14	8	14	13	8	10

**4.15.
LEADING CAUSES OF DEATH BY AGE GROUP AMONG AMERICAN INDIANS WHO
RESIDED OFF RESERVATION IN 2000**

	TOTAL	Age group										
		<1	1-4	5-14	15-24	25-34	35-44	45-54	55-64	65-74	75-84	85+
Total accidents	83	0	2	4	18	13	22	14	2	6	2	0
Motor vehicle accidents	55	0	1	3	14	10	13	8	1	3	2	0
Diseases of heart	83	2	0	0	0	1	4	8	15	18	26	9
Malignant neoplasms	74	0	0	1	2	2	6	10	11	19	19	4
Chronic liver disease and cirrhosis	46	0	0	0	2	6	12	12	8	3	3	0
Diabetes	38	0	0	0	1	0	3	6	12	10	4	2
Cerebrovascular diseases	23	0	0	0	0	0	0	2	3	7	4	7
Influenza and pneumonia	20	0	0	0	0	0	5	2	3	1	4	5
Intentional self-harm (suicide)	14	0	0	0	5	2	4	2	0	1	0	0
Nephritis, nephrotic syndrome and nephrosis	14	0	0	0	0	1	3	2	1	3	4	0
Septicemia	10	0	0	0	0	0	0	4	2	2	1	1
Total, all causes	602	27	5	8	38	43	99	79	75	93	90	45



TECHNICAL NOTES

Sources of Data

The charts in Sections I and II are based on rates and ratios published in the **Arizona Health Status and Vital Statistics** annual report.

Information on live births and deaths in Sections III and IV is compiled from the original documents filed with the Arizona Department of Health Services', Office of Vital Records and from transcripts of original certificates filed in other states but affecting Arizona residents. (Copies of certificates for births and deaths occurring to Arizona residents outside the United States are not sent to Arizona).

The 2000 Census data for Arizona's Indian Reservations are available at <http://www.de.state.az.us/links/economic/webpage/popweb/resage00.xls>
A summary page is provided in the **Appendix A**.

Definitions

Rates

Rate is a measure of the frequency of some event in relation to a unit of population during a specified time period such as a year; events in the numerator of the year occur to individuals in the denominator. Rates express the likelihood (or risk) of the event in the specified population during a particular time and are generally expressed as units of population in the denominator (per 1,000, per 100,000 and so forth).

Terms Related to Reproductive Health

Birth or Live Birth - The complete expulsion or extraction from its mother of a product of human conception, irrespective of the duration of pregnancy which, after such expulsion or extraction, breaths or shows any other evidence of life such as beating of the heart, pulsation of the umbilical cord or definite movement of voluntary muscles, whether or not the umbilical cord has been cut or the placenta is attached.

Birth weight - The weight of a neonate determined immediately after delivery or as soon thereafter as possible.

Infant death - Any death at any time from birth up to, but not including, the first year of age (364 days, 23 hours, 59 minutes from the moment of birth).

Infant mortality rate - Number of infant deaths per 1,000 live births.

Low-birthweight - Prior to 1990: any neonate whose weight at birth is 2,500 grams or less. Beginning in 1990: any neonate weighing less than 2,500 grams at birth (less than 5 pounds 8 ounces).

Neonatal death - Death of a liveborn neonate before the neonate becomes 28 days old (up to and including 27 days, 23 hours, 59 minutes from the moment of birth).

Neonatal mortality rate - Number of neonatal deaths per 1,000 live births.

Postneonatal death - Any death of a liveborn infant at least 28 days of age but less than one year of age.

Postneonatal mortality rate - Number of postneonatal deaths per 1,000 live births.

Very low-birthweight - Any neonate whose weight at birth is 1,500 grams or less (less than 3 pounds 5 ounces).

Medical Terms Used on the Birth Certificate

Medical risk factors for this pregnancy

Anemia - Hemoglobin level of less than 10.0 g/dL during pregnancy, or hematocrit of less than 30 percent during pregnancy.

Cardiac disease - Disease of the heart.

Acute or chronic lung disease - Disease of the lungs during pregnancy.

Diabetes - Metabolic disorder characterized by excessive discharge of urine and persistent thirst; includes juvenile onset, adult onset and gestational diabetes during pregnancy.

Genital herpes - Infection of the skin of the genital area by herpes simplex virus.

Hydramnios/Oligohydramnios - Any noticeable excess (hydramnios) or lack (oligohydramnios) of amniotic fluid.

Hemoglobinopathy - A blood disorder caused by alteration in the genetically determined molecular structure of hemoglobin (for example, sickle cell anemia).

Hypertension, chronic - Blood pressure persistently greater than 140/90, diagnosed prior to onset of pregnancy or before the 20th week of gestation.

Hypertension, pregnancy-associated - An increase in blood pressure of at least 30 mm hg systolic or 15 mm hg diastolic on two measurements taken 6 hours apart after the 20th week of gestation.

Eclampsia - The occurrence of convulsions and/or coma unrelated to other cerebral conditions in women with signs and symptoms of preeclampsia.

Incompetent cervix - Characterized by painless dilation of the cervix in the second trimester or early in the third trimester of pregnancy, with premature expulsion of membranes through cervix and ballooning of the membranes into vagina, followed by rupture of the membrane and subsequent expulsion of the fetus.

Previous infant 4,000+ grams - The birthweight of a previous live-born child was over 4,000 grams (8lbs.14oz.).

Previous preterm or small-for-gestational-age-infant - Previous birth of an infant prior to term (before 37 completed weeks of gestation) or of an infant weighing less than the 10th percentile for gestational age using a standard weight for a gestational age chart.

Renal disease - Kidney disease.

Rh Sensitization - The process or state of becoming sensitized to the Rh factor as when an Rh-negative woman is pregnant with an Rh-positive fetus.

Uterine bleeding - Any clinically significant bleeding during the pregnancy taking into consideration the stage of pregnancy; any second or third trimester bleeding or third trimester bleeding of the uterus prior to the onset of labor.

Complications of labor and/or delivery

Febrile - A fever greater than 100 degrees F. or 38 degrees C. occurring during labor and/or delivery.

Meconium, moderate/heavy - Meconium consists of undigested debris from swallowed amniotic fluid, various products of secretion and shedding by the gastrointestinal tract, moderate to heavy amounts of meconium in the amniotic fluid noted during labor and/or delivery.

Premature rupture of membranes (more than 12 hours) - Rupture of membranes at any time during pregnancy and more than 12 hours before the onset of labor.

Abruptio placenta - Premature separation of normally implanted placenta from the uterus.

Placenta previa - Implantation of the placenta over or near the internal opening of the cervix.

Other excessive bleeding - The loss of significant amount of blood from conditions other than abruptio placenta or placenta previa.

Seizures during labor - Maternal seizures occurring during labor from any cause.

Precipitous labor (less than 3 hours) Extremely rapid labor and delivery lasting less than 3 hours.

Prolonged labor (more than 20 hours) - Abnormally slow progress of labor lasting more than 20 hours.

Dysfunctional labor - Failure to progress in a normal pattern of labor.

Breech/Malpresentation - At birth, the presentation of the fetal buttocks, rather than the head or other malpresentation.

Cephalopelvic disproportion - The relationship of the size, presentation and position of the fetal head to the maternal pelvis, which prevents dilation of the cervix and/or descent of the fetal head.

Cord prolapse - Premature expulsion of the umbilical cord in labor before the fetus is delivered.

Anesthetic complications - Any complication during labor and/or delivery brought on by an anesthetic agent or agents.

Fetal distress - Signs indicating fetal hypoxia (deficiency in amount of oxygen reaching fetal tissues).

Abnormal conditions of the newborn

Anemia - Hemoglobin level of less than 13.0 g/dL, or a hematocrit of less than 39 percent.

Birth injury - Impairment of the infant's body function or structure due to adverse influences that occurred at birth.

Fetal alcohol syndrome - A syndrome of altered prenatal growth and development occurring in infants born of women who consumed excessive amounts of alcohol during pregnancy.

Hyaline membrane disease/RDS - A disorder primarily of prematurity, manifested clinically by respiratory distress and pathologically by pulmonary hyaline membranes and incomplete expansion of the lungs at birth.

Meconium aspiration syndrome - Aspiration of meconium by the fetus or newborn, affecting the lower respiratory system.

Assisted ventilation (less than 30 minutes) - A mechanical method of assisting respiration for newborns with respiratory failure.

Assisted ventilation (30 minutes or more) - Newborn placed on assisted ventilation for 30 minutes or longer.

Seizures - A seizure of any etiology.

Congenital anomalies of child

Anencephalus - Absence of the cerebral hemispheres.

Spina bifida/meningocele - Developmental anomaly characterized by defective closure of the bony encasement of the spinal cord, through which the cord and meninges may or may not protrude.

Hydrocephalus - Excessive accumulation of cerebrospinal fluid within the ventricles of the brain with consequent enlargement of cranium.

Microcephalus – A significantly small head.

Other central nervous system anomalies – Other specified anomalies of the brain, spinal cord, and nervous system.

Heart malformations – Congenital anomalies of heart.

Other circulatory/respiratory anomalies – Other specified anomalies of the circulatory and respiratory systems.

Rectal atresia/stenosis – Congenital absence, closure, or narrowing of the rectum.

Tracheo-esophageal fistula/Esophageal atresia – An abnormal passage between the trachea and the esophagus; esophageal atresia is the congenital absence or closure of the esophagus.

Omphalocele/Gastroschisis – An omphalocele is a protrusion of variable amounts of abdominal viscera from a midline defect at the base of the umbilicus. In gastroschisis, the abdominal viscera protrude through an abdominal wall defect, usually on the right side of the umbilical cord insertion.

Other gastrointestinal anomalies – Other specified congenital anomalies of the gastrointestinal system.

Malformed genitalia – Congenital anomalies of the reproductive organs.

Renal agenesis – One or both kidneys are completely absent.

Other urogenital anomalies – Other specified congenital anomalies of the organs concerned in the production and excretion of the urine, together with organs of reproduction.

Cleft lip/palate – Cleft lip is a fissure or elongated opening of the lip; cleft palate is a fissure in the roof of the mouth. These are failures of embryonic development.

Polydactyly/Syndactyly/Adactyly– Polydactyly is the presence of more than five digits on either hands and/or feet.; syndactyly is having fused or webbed fingers and/or toes; adactyly is the absence of fingers and/or toes.

Club foot – Deformities of the foot, which is twisted out of shape or position.

Diaphragmatic hernia – Herniation of the abdominal contents through the diaphragm into the thoracic cavity usually resulting in respiratory distress.

Other musculoskeletal/integumental anomalies – Other specified congenital anomalies of the muscles, skeleton, or skin.

Down's syndrome – The most common chromosomal defect with most cases resulting from an extra chromosome (trisomy 21).

Other chromosomal anomalies – All other chromosomal aberrations.

Terms Related to Mortality

Age-adjusted mortality rates - Because mortality from most causes of death occurs predominately among the elderly, a population group with a larger proportion of older persons would have a higher mortality rate. The "age-adjustment" removes the effect of the age differences among sub-populations (or in the same population over time) by placing them all in a population with a standard age distribution. All age-adjusted mortality rates in this report were computed by the direct method, that is by weighting the age-specific rates for a given year by the age distribution of a standard population. The weighted age-specific rates are then added to produce the summary rate for all ages combined. Beginning with the 2000 data year, a new population standard for the age adjustment of mortality rates has replaced the standard based on the 1940 population and used since 1943. The new standard uses the age composition of the 2000 U.S. projected population. The standard is expressed in terms of a "standard million": the relative distribution of the 2000 population of the United States totaling 1 million in 10-year age groups:

Age	Number	Weight
All ages	1,000,000	1.000000
Under 1 year	13,818	0.013818
1-4 years	55,317	0.055317
5-14 years	145,565	0.145565
15-24 years	138,646	0.138646
25-34 years	135,573	0.135573
35-44 years	162,613	0.162613
45-54 years	134,834	0.134834
55-64 years	87,247	0.087247
65-74 years	66,037	0.066037
75-84 years	44,842	0.044842
85+ years	15,508	0.015508

Age-specific mortality - Number of deaths in a specific age group during a calendar year.

Cause of death - For the purpose of national mortality statistics, every death is attributed to one underlying condition, based on information reported on the death certificate and utilizing the international rules for selecting the underlying cause of death from the reported conditions.

Cause-specific mortality - Number of deaths from a specified cause during a calendar year.

Classification of causes of death - The cause of death used in this report is the underlying cause classified according to the *International Classification of Diseases (ICD)*. Beginning with the 2000 data year in Arizona (1999 nationally), a new revision of the International Classification of Diseases was implemented. The Tenth Revision (ICD-10) has replaced the Ninth Revision (ICD-9), which was in effect since 1979.


Comparability ratios Comparability ratios are measures of comparison between ICD-9 and ICD-10. Any comparison of causes of mortality in Arizona between 2000 and previous years needs to take into account the changes in statistical trends that can be attributed to changes in the classification system alone. Comparability ratio of 1.0 indicates that the same number of deaths would be assigned to a cause-of-death when ICD-9 or ICD-10 was used. The following table provides comparable cause-of-death categories in ICD-9 and ICD-10 and shows comparability ratios for selected causes of death.

CAUSE-OF-DEATH CATEGORIES AND COMPARABILITY RATIOS FOR SELECTED CAUSES OF DEATH

Cause of death (Based on the Tenth Revision, International Classification of Diseases, 1992)	Category codes according to the Tenth Revision (ICD-10)	Category codes according to the Ninth Revision (ICD-9)	Estimated comparability ratio
Septicemia	A40-A41	038	1.1949
Human immunodeficiency virus (HIV) disease	B20-B24	042-044	1.1448
Malignant neoplasms	C00-C97	140-208	1.0068
Malignant neoplasms of colon, rectum and anus	C18-C21	153-154	0.9993
Malignant neoplasms of trachea, bronchus and lung	C33-C34	162	0.9837
Malignant neoplasm of breast	C50	174-175	1.0056
Malignant neoplasm of cervix uteri	C53	180	0.9871
Malignant neoplasm of prostate	C61	185	1.0134
Diabetes mellitus	E10-E14	250	1.0082
Parkinson's disease	G20-G21	332	1.0012
Alzheimer's disease	G30	331.0	1.5536
Major cardiovascular diseases	I00-I78	390-434,436-448	0.9981
Diseases of heart	I00-I09,I11,I13,I20-I51	390-398,402,404,410-429	0.9858
Essential (primary) hypertension and hypertensive renal disease	I10,I12	401,403	1.1192
Cerebrovascular diseases	I60-I69	430-434,436-438	1.0588
Aortic aneurysm and dissection	I71	441	1.0012
Influenza and pneumonia	J10-J18	480-487	0.6982
Chronic lower respiratory diseases	J40-J47	490-494,496	1.0478
Chronic liver disease and cirrhosis	K70,K73-K74	571	1.0367
Nephritis, nephrotic syndrome and nephrosis	N00-N07,N17-N19,N25-N27	580-589	1.2320
Accidents (unintentional injuries)	V01-X59,Y85-Y86	E800-E869,E880-E929	1.0305
Motor vehicle accidents	V02-V04,V09.0,V09.2,V12-V14, V19.0-V19.2,V19.4-V19.6,V20-V79, V80.3-V80.5,V81.0-V81.1,V82.0-V82.1, V83-V86,V87.0-V87.8, V88.0-V88.8, V89.0,V89.2	E810-E825	0.9754
Falls	W00-W19	E880-E888	0.8409
Accidental drowning and submersion	W65-W74	E910	0.9965
Accidental poisoning and exposure to noxious substance	X40-X49	E850-E869,E924.1	NA
Intentional self-harm (suicide)	X60-X84,Y87.0	E950-E959	0.9962
Assault (homicide)	X85-Y09,Y87.1	E960-E969	0.9983

Source: Hoyert DL, Arias E, Smith BL, Murphy SL, Kochanek KD. Deaths: Final Data for 1999. National vital statistics reports; vol 49 no 8. Hyattsville, Maryland: National Center for Health Statistics. 2001.

APPENDIX A



COMMUNITIES ON INDIAN RESERVATIONS IN ARIZONA

COMMUNITIES ON INDIAN RESERVATIONS IN ARIZONA

RESERVATION	COUNTY	COMMUNITY CODE *	COMMUNITY NAME	
AK CHIN	PINAL	11059	AK CHIN	
		11060	AK CHIN INDIAN RESERVATION/NOS**	
CAMP VERDE	YAVAPAI	13079	CAMP VERDE INDIAN RESERVATION/NOS	
		13080	MIDDLE VERDE	
COCOPAH	YUMA	14024	COCOPAH INDIAN RESERVATION	
COLORADO RIVER	LA PAZ	15003	PARKER	
		15023	COLORADO RIVER INDIAN RESERVATION/NOS	
		15024	POSTON	
		15025	PARKER VALLEY	
		15026	MOHAVE TRIBAL CEMETERY	
FORT APACHE	APACHE	01024	FORT APACHE INDIAN RESERVATION/NOS	
		01025	HAWLEY LAKE	
		01026	MAVERICK	
		01027	M McNARY	
	GILA	04031/04036/04037	04031	FORT APACHE INDIAN RESERVATION/NOS
			04032	AMOS WASH
			04033	CANYON DAY
			04034	CARRIZO
			04035	CEDAR CREEK
	NAVAJO	04038	04038	WARRIOR CANYON
			09063/09064	FORT APACHE INDIAN RESERVATION/NOS
			09065	CHINO SPRINGS
			09066/09079	CIBECUE
			09067	DEER SPRINGS
			09068	DIAMOND CREEK
		09069	EAST FORK	
		09070	FORT APACHE	
		09071	INDIAN PINE	
		09072	HONDAH	
		09073	M McNARY	
		09074	NORTH FORK	
		09075	SEVEN MILE	

COMMUNITIES ON INDIAN RESERVATIONS IN ARIZONA

RESERVATION	COUNTY	COMMUNITY CODE *	COMMUNITY NAME
FORT APACHE (CONTINUED)		09076	WHITERIVER
		09077	RAINBOW CITY
		09078	CASTLE BUTTE
FORT MCDOWELL	MARICOPA	07107	FORT MCDOWELL
		07108	FORT MCDOWELL INDIAN RESERVATION/NOS
FORT MOHAVE	MOHAVE	08048	FORT MOHAVE
FORT YUMA	YUMA	14023	FORT YUMA
GILA RIVER	MARICOPA	07021	FIREBIRD LAKE
		07103	GILA RIVER INDIAN RESERVATION/NOS
		07104	GILA CROSSING
		07105	SAINT JOHNS
		07106	KOMATKE
	PINAL	11061/11065	GILA RIVER INDIAN RESERVATION/NOS
		11062	BAPCHULE
		11063	BLACKWATER
		11064	CASA BLANCA
		11066	LOWER SANTAN
		11067	OLBERG
		11068	PROGRESSIVE COLONY
		11069	SACATON
11070		SANTAN	
11071	SOUTH GOODYEAR		
11072	STOTONIC		
11073	UPPER SANTAN		
11074	SNAKETOWN		
11075	LONG BUTTE		
11076	WETCAMP		
11077	WEST CHANDLER		
11078	SWEETWATER		
11079	GILA RIVER INDIAN COMMUNITY (GRIC)		
11081	COCLEBURR		
11083	JACKRABBIT		

COMMUNITIES ON INDIAN RESERVATIONS IN ARIZONA

RESERVATION	COUNTY	COMMUNITY CODE *	COMMUNITY NAME
HAVASUPAI	COCONINO	03059	SUPAI
		03060	HAVASUPAI INDIAN RESERVATION/NOS
HOPI	COCONINO	03061	HOPI INDIAN RESERVATION/NOS
		03071	MOENCOPI
		03083	MOENAVE
	NAVAJO	09026	HOPI INDIAN RESERVATION/NOS
		09027/09028	BACAVI
		09035	HANO
		09037	HOTEVILLA
		09040	KEAMS CANYON
		09042	MISHONGNOVI
		09043/09094	KYKOTSMOVI VILLAGE
		09044	OLD ORAIBI
		09045	ORAIBI
		09047	POLACCA
		09050	SECOND MESA
		09051/09052/09056	SHIPAULOVI
		09053/09054	SHONGOPOVI
		09055	SICHOMOVI
		09058	SNOWBIRD
09060	WALPI		
HUALAPAI	COCONINO	03057	HUALAPAI INDIAN RESERVATION/NOS
		03058	FRAZIERS WELL
	MOHAVE	08054	PEACH SPRINGS INDIAN RESERVATION/NOS
		08055	PEACH SPRINGS
		08059	VALENTINE INDIAN RESERVATION/NOS
08060	VALENTINE		
KAIBAB	COCONINO	03056	KAIBAB INDIAN RESERVATION/NOS
	MOHAVE	08049	KAIBAB INDIAN RESERVATION/NOS
		08051	KAIBAB
		08052	MOCCASIN
		08053	SIX MILE

COMMUNITIES ON INDIAN RESERVATIONS IN ARIZONA

RESERVATION	COUNTY	COMMUNITY CODE *	COMMUNITY NAME
NAVAJO	APACHE	01018	NAVAJO
		01020	PINON
		01022	PAINTED DESERT
		01028	FORT DEFIANCE
		01029	CHINLE
		01030	SAWMILL
		01031	WINDOW ROCK
		01032/01042	TSAILEE
		01033	KINLICHEE
		01034	GANADO
		01035	NAZLINI
		01036	STEAMBOAT
		01037	MANY FARMS
		01038	COTTONWOOD
		01039	ROCK POINT
		01040	DENNEHOTSO
		01041	HUNTER'S POINT
		01043	LUKACHUKAI
		01044	ROUND ROCK
		01045	BLUE GAP
		01046	ROUGH ROCK
		01047	BLUE CANYON
		01048/01062	ST. MICHAELS
		01049	WHEATFIELDS
		01050	SALINA SPRINGS
		01051	KLGETOH
		01052	TOYEI
		01053	WIDE RUINS
		01054	HOUCK
		01055	TEEC NOS POS
01056	LUPTON		
01057	RED VALLEY		

COMMUNITIES ON INDIAN RESERVATIONS IN ARIZONA

RESERVATION	COUNTY	COMMUNITY CODE *	COMMUNITY NAME	
NAVAJO (CONTINUED)		01058	COVE	
		01059	CORNFIELDS	
		01060	CANYON DEL MUERTO	
		01061	NAVAJO STATION	
		01063	WOODSPRINGS	
		01064	SWEETWATER	
		01065	ALLENTOWN	
		01066	TEC NEZ IAH	
		01067	OAK SPRINGS	
		01068	RED MESA	
		01069	WHIPPORWILL	
		01070	GREASEWOOD	
		01071	SUNRISE	
		01072	CROSS CANYON	
		01073	PINE SPRINGS	
		01075	BABY ROCKS	
		01079	BURNWATER	
		01108	DEL MUERTO	
		COCONINO	03018	GREY MOUNTAIN
			03062	COW SPRINGS
		03063	DINNEBITO	
		03064	ELEPHANT'S FEET	
		03065	HOWELL MESA	
		03067	RED LAKE	
		03068	TONALEA	
		03069	TUBA CITY	
		03070	BITTER SPRINGS	
		03072	KAIBETO	
		03073	LEUPP	
		03074	CEDAR RIDGE	
		03075	INSCRIPTION	
		03076	THE GAP	

COMMUNITIES ON INDIAN RESERVATIONS IN ARIZONA

RESERVATION	COUNTY	COMMUNITY CODE *	COMMUNITY NAME	
NAVAJO (CONTINUED)		03077	CAMERON	
		03078	NAVAJO MOUNTAIN	
		03079	INSCRIPTION HOUSE	
		03080	LECHEE	
		03081	FOREST LAKES	
		03082	TOLANI LAKE	
		03084	WHITE MESA	
		03085	COALMINE	
		03086	SAND SPRINGS	
		03087	RARE METALS	
		03088	COPPERMINE	
	NAVAJO		09029	BIG MOUNTAIN
			09030	BLUE GAP
		09036	HARD ROCKS	
		09038/09039	JEDITO	
		09041	LOW MOUNTAIN	
		09046	PINON	
		09059	TACHEE	
		09061	WHIPPORWILL	
		09080	TEESTO (TEESTOH)	
		09081	KAYENTA	
		09082	WHITECONE	
		09083	SHONTO	
		09084	GREASEWOOD	
		09085/09090	DILCON	
		09086	CHILCHINBETO	
		09087	BURNTCORN	
		09088	BLACK MESA	
	09089	BIRD SPRINGS		
	09091	INDIAN WELLS		
	09093	KITSEEL		
	09095	SEBA DAIKAL		


COMMUNITIES ON INDIAN RESERVATIONS IN ARIZONA

RESERVATION	COUNTY	COMMUNITY CODE *	COMMUNITY NAME	
NAVAJO (CONTINUED)	09031/09032/09034/09049/09092		PASCUA YAQUI INDIAN RESERVATION	
		09102	LOWER GREASEWOOD	
SALT RIVER	MARICOPA	07109	SALT RIVER INDIAN RESERVATION	
SAN CARLOS	GILA	04040	SAN CARLOS INDIAN RESERVATION/NOS	
		04041	COOLIDGE DAM	
		04042	CUTTER	
		04043	PERIDOT	
		04044	SAN CARLOS	
	GRAHAM	05030	SAN CARLOS INDIAN RESERVATION/NOS	
		05031	BYLAS	
		05032	CALVA	
		05033	SAN CARLOS LAKE	
SAN XAVIER	PIMA	10047	SAN XAVIER INDIAN RESERVATION/NOS	
TOHONO O'ODHAM	MARICOPA	07099	TOHONO O'ODHAM INDIAN RESERVATION/NOS	
		07100	KAKA	
		07101/07102	GILA BEND INDIAN COMMUNITY/SAN LUCY VILLAGE	
	PIMA	10048	TOHONO O'ODHAM	
		10049	SANTA ROSA	
		10050	HICKIWAN	
		10051	PISINEMO	
		10052	IRON STAND VILLAGE	
		10053	LITTLE TUCSON	
		10054	SELLS	
		10055	TOPAWA	
		10056/10060	MENEGER'S DAM	
		10057	QUEEN'S WELL	
		PINAL	11055	TOHONO O'ODHAM INDIAN RESERVATION/NOS
			11056	CHUICHU
			11057	KOHATK
			01105	NORTH KOMELIK

* THE CITY/TOWN /PLACE CODES USED BYTHE OFFICE OF VITAL RECORDS OF THE ARIZONA DEPARTMENT OF HEALTH SERVIES .

** NOT OTHERWISE SPECIFIED .

APPENDIX B



CENSUS 2000 POPULATION OF ARIZONA'S INDIAN RESERVATIONS

CENSUS 2000 POPULATION OF ARIZONA'S INDIAN RESERVATIONS

Reservations (Arizona portions only)	No. of persons
Cocopah Reservation, AZ	1,025
Colorado River Reservation (part), AZ--CA	7,466
Fort Apache Reservation, AZ	12,429
Apache County portion	370
Gila County portion	1,514
Navajo County portion	10,545
Fort McDowell Reservation, AZ	824
Fort Mojave Reservation and Off-Reservation Trust Land (part), AZ--CA--NV	773
Fort Yuma Reservation (part), CA--AZ	36
Gila River Reservation, AZ	11,257
Maricopa County portion	2,699
Pinal County portion	8,558
Havasupai Reservation, AZ	503
Hopi Reservation and Off-Reservation Trust Land, AZ	6,946
Coconino County portion	1,134
Navajo County portion	5,812
Hualapai Reservation and Off-Reservation Trust Land, AZ	1,353
Coconino County portion	2
Mohave County portion	1,351
Yavapai County portion	0
Kaibab Reservation, AZ	196
Coconino County portion	5
Mohave County portion	191
Maricopa (Ak Chin) Reservation, AZ	742
Navajo Nation Reservation and Off-Reservation Trust Land (part), AZ--NM--UT	104,565
Apache County portion	54,468
Coconino County portion	23,216
Navajo County portion	26,881
Pascua Yaqui Reservation, AZ	3,315
Salt River Reservation, AZ	6,405
San Carlos Reservation, AZ	9,385
Gila County portion	4,784
Graham County portion	4,601
Pinal County portion	0
Tohono O'odham Reservation and Off-Reservation Trust Land, AZ	10,787
Maricopa County portion	447
Pima County portion	9,545
Pinal County portion	795
Tonto Apache Reservation, AZ	132
Yavapai-Apache Nation Reservation, AZ	743
Yavapai-Prescott Reservation, AZ	182
Zuni Reservation and Off-Reservation Trust Land (part), NM--AZ	0

Source: U.S. Census Bureau, Census 2000 Redistricting Data (P.L. 94-171) Summary File.

Prepared by: Research Administration, Population Statistics Unit (602) 542-5984. Arizona Department of Economic Security, March 28, 2001

