

HEALTH STATUS PROFILE OF AMERICAN INDIANS IN ARIZONA 1999 DATA BOOK

by

Christopher K. Mrela, Ph.D., *Assistant Registrar of Vital Statistics*
Trentham Coe, *Senior Research Data Analyst*

May 2001

HEALTH STATUS PROFILE OF AMERICAN INDIANS IN ARIZONA 1999 DATA BOOK

TABLE OF CONTENTS

Introduction	1
I. Comparison of American Indians' Standing in Arizona in 1999 With Respect to Selected Health Objectives for the Year 2000	3
1.1 Early Prenatal Care	5
1.2 Infant Mortality	6
1.3 Postneonatal Mortality	7
1.4 Mortality from Unintentional Injuries	8
1.5 Mortality from Motor Vehicle-Related Injuries	9
1.6 Suicide Mortality	10
1.7 Homicide Mortality	11
1.8 Mortality of Children 1-14 Years Old	12
1.9 Mortality of Adolescents and Young Adults 15-24 Years Old	13
1.10 Mortality of Adults 25-64 Years of Age	14
II. An Overview of Selected Health Problems and Health Risks Among American Indians and All Residents of Arizona in 1999	15
2.1 Causes From Which American Indians Were More Likely of Less Likely to Die Relative to All Arizona Residents in 1999	17
2.2 Average Age At Death From All Causes Among American Indians and All Arizona Residents	18
2.3 Nonmarital Births	19
2.4 Low Birthweight Births	20
2.5 The Incidence of Fetal Alcohol Syndrome	21
2.6 Births to Teenage Mothers	22
2.7 Low Birthweight Births to Mothers 30 Years or Older as a Percentage of All Low Birthweight Births	23
2.8 The Incidence of Pregnancy Associated Hypertension	24
2.9 The Incidence of Anemia During Pregnancy	25
2.10 The Incidence of Diabetes During Pregnancy	26

**III. Characteristics of American Indian Newborns and Mothers Giving Birth
By Place of Residence in Arizona in 1999..... 27**

SOCIODEMOGRAPHIC CHARACTERISTICS

3.1 Maternal Age 31
3.2 Educational Attainment of Mother 32
3.3 Marital Status of Mother 33
3.4 Race/Ethnicity of Father..... 34
3.5 Age of Father..... 35
3.6 Source of Payment for Labor and Delivery..... 36

MATERNAL LIFESTYLE AND HEALTH CHARACTERISTICS

3.7 Maternal Weight Gain During Pregnancy 39
3.8 Medical Risk Factors for Pregnancy 40
3.9 Substance Use During Pregnancy 41

UTILIZATION OF MEDICAL SERVICES

3.10 Trimester of Pregnancy Prenatal Care Began 45
3.11 Number of Prenatal Visits..... 46
3.12 Obstetric Procedures 47
3.13 Complications of Labor and Delivery 48
3.14 Method of Delivery 49
3.15 Attendant at Birth..... 50

NEWBORN'S HEALTH

3.16 Gestational Age 53
3.17 Weight At Birth..... 54
3.18 Abnormal Conditions of the Newborn 55
3.19 Congenital Anomalies (Birth Defects)..... 56
3.20 Causes of Infant Death..... 57

IV. Patterns of Mortality Among American Indians By Place of Residence in Arizona in 1999..... 59

AGE-SPECIFIC MORTALITY

4.1 Age-Specific Mortality 63
4.2 Age-Specific Mortality Among Males..... 64
4.3 Age-Specific Mortality Among Females..... 65

CAUSE-SPECIFIC MORTALITY

**4.4 Deaths From Causes Selected As Indicators for Monitoring Progress
 Toward The Year 2000 Objectives 69**
4.5 Leading Causes of Death 70
4.6 Leading Causes of Death Among Males..... 71
4.7 Leading Causes of Death Among Females..... 72

LEADING CAUSES OF DEATH BY AGE GROUP FOR SELECTED INDIAN NATIONS

4.8 Leading Causes of Death by Age Group Among Resident of NAVAJO Tribal Communities..... 75
4.9 Leading Causes of Death by Age Group Among Residents of HOPI Tribal Communities..... 76
4.10 Leading Causes of Death by Age Group Among Residents of FORT APACHE Tribal Communities 77
4.11 Leading Causes of Death by Age Group Among Residents of GILA RIVER Tribal Communities 78
4.12 Leading Causes of Death by Age Group Among Resident of SALT RIVER Tribal Communities 79
4.13 Leading Causes of Death by Age Group Among Residents of SAN CARLOS Tribal Communities 80
**4.14 Leading Causes of Death by Age Group Among Residents of
 TOHONO O’ODHAM Tribal Communities..... 81**
**4.15 Leading Causes of Death by Age Group Among American Indians
 Who Resided Off Reservation in Arizona..... 82**

Technical Notes 83
Sources of Data 85
Definitions..... 85
 Rates..... 85
 Terms Related to Reproductive Health 85
 Terms Related to Mortality 85
 Medical Terms Used on the Birth Certificate..... 86
Communities on Indian Reservations in Arizona 89

INTRODUCTION

The report *Health Status Profile of American Indians in Arizona: 1999 Data Book* is the sixth annual update of population-level data on trends and patterns in natality and mortality among American Indian residents of Arizona.

It should be noted that tribal identity is very poorly recorded on birth or death certificates. Tabulations of births and deaths in this publication are by place of residence in Arizona and not by tribe.


American Indian births are determined by mother's race as indicated on a birth certificate, that is, these are the births to American Indian mothers. American Indian deaths are determined by decedent's race as stated on the death certificate.

The charts and tables comprising *Health Status Profile of American Indians in Arizona* are grouped into four major sections:

- 1) a section focused on American Indians' standing in 1999 with respect to selected health objectives for the year 2000;
- 2) a section presenting an overview of selected health problems and health risks among American Indian and all residents of Arizona in 1999;
- 3) a four-part section concerned with the characteristics of American Indian newborns and mothers giving birth who were residents of specified tribal communities on reservations, and those who resided off reservation in Arizona in 1999;
- 4) a three-part section focused on patterns of mortality among American Indians by age group, gender and place of residence in Arizona in 1999. Detailed mortality profiles are given for the seven largest tribal communities: Navajo, Hopi, Fort Apache, Tohono O'Odham, Gila River, Salt River and San Carlos.

These sections are followed by the **Technical Notes** which provide definitions of terms used in the report, as well as information about the sources of data and a detailed classification of communities on Indian reservations in Arizona.

Health Status Profile of American Indians in Arizona was intended as a data book: a basic reference for some of the most frequently requested statistics. The four sections of the report were computer-generated and contain information with no accompanying narrative.

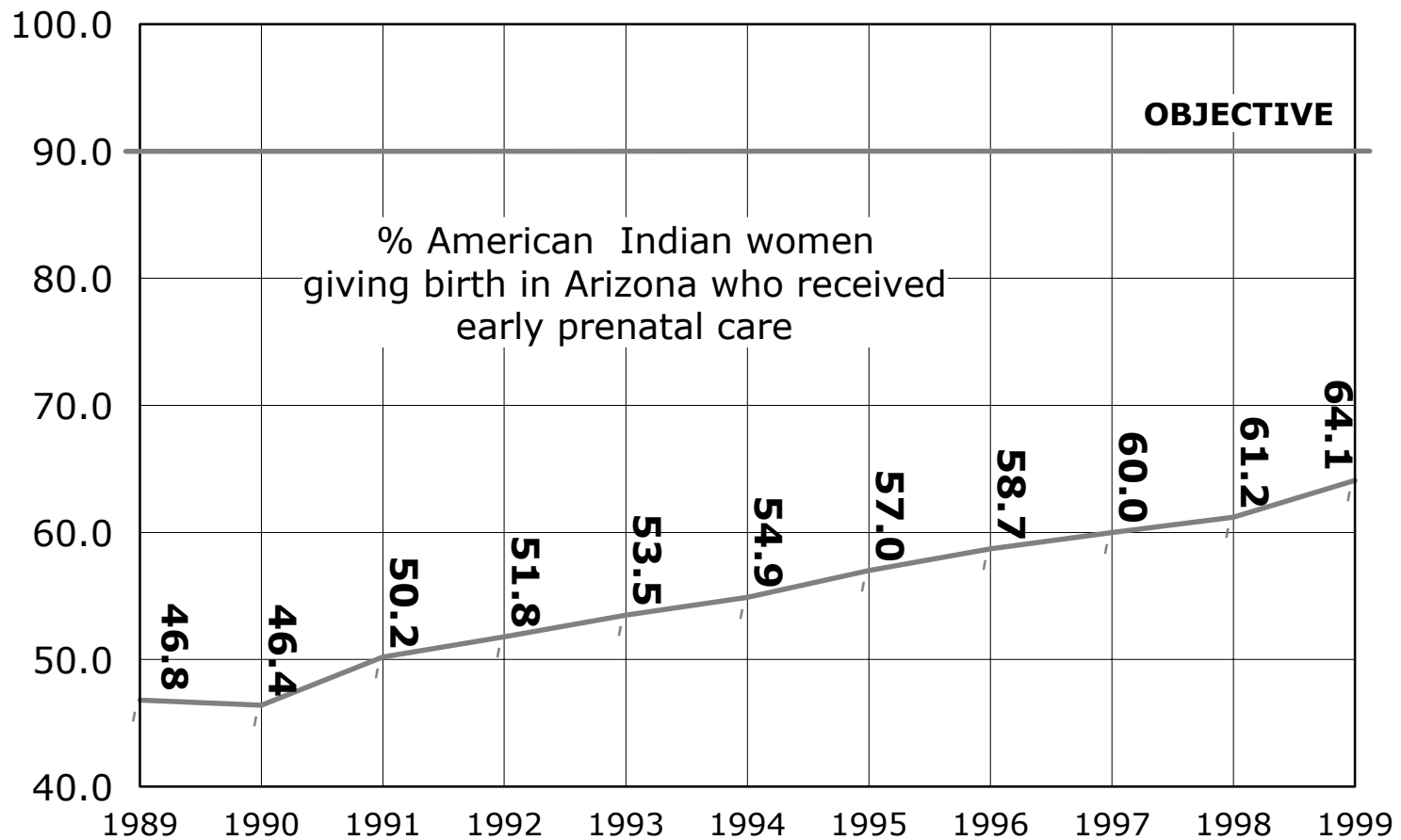


I.

COMPARISON OF AMERICAN INDIANS' STANDING IN ARIZONA IN 1999 WITH RESPECT TO SELECTED HEALTH OBJECTIVES FOR THE YEAR 2000

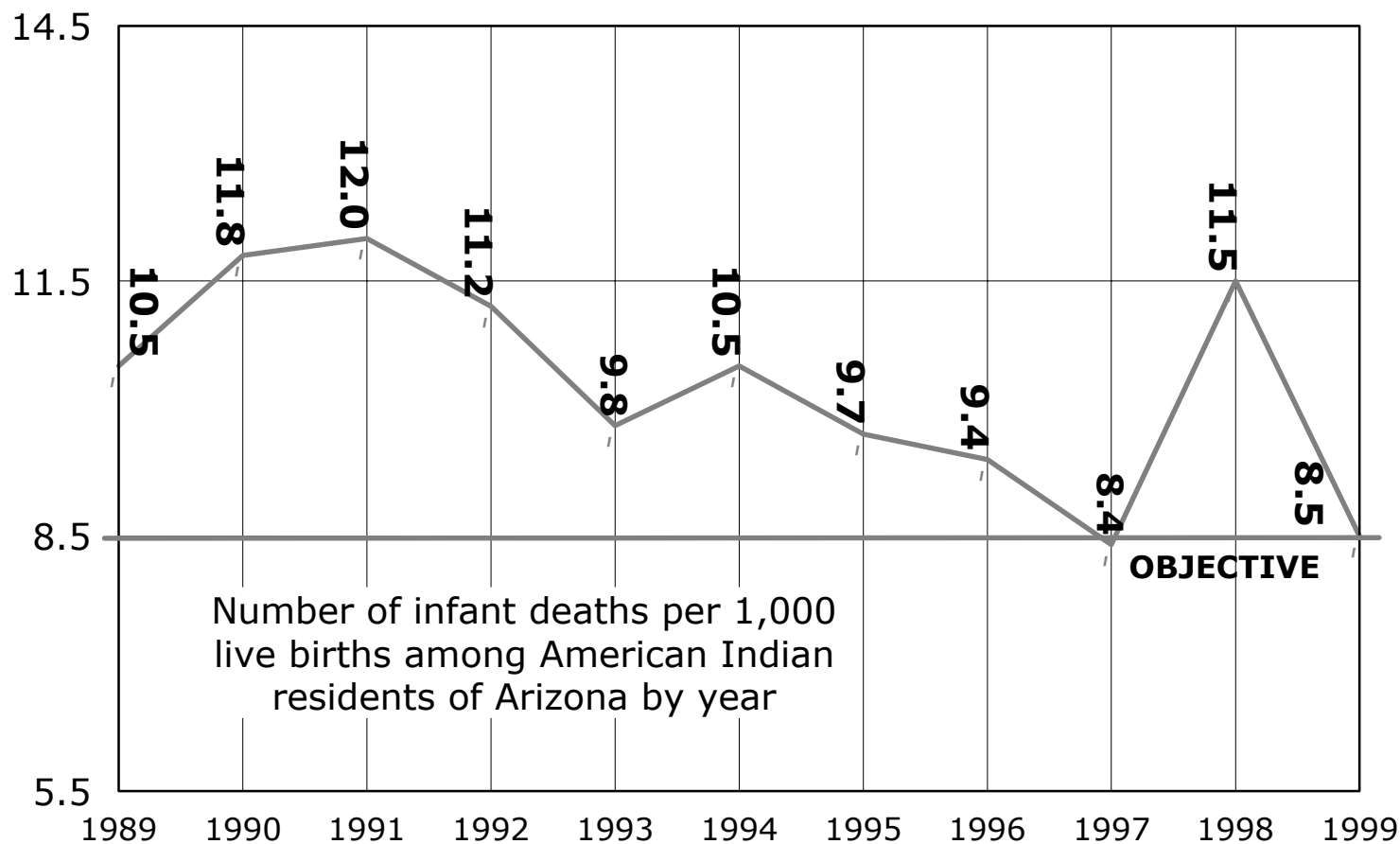
1.1 Early Prenatal Care

National Year 2000 Objective: Increase to 90 percent the proportion of women giving birth who receive prenatal care in the first trimester of pregnancy



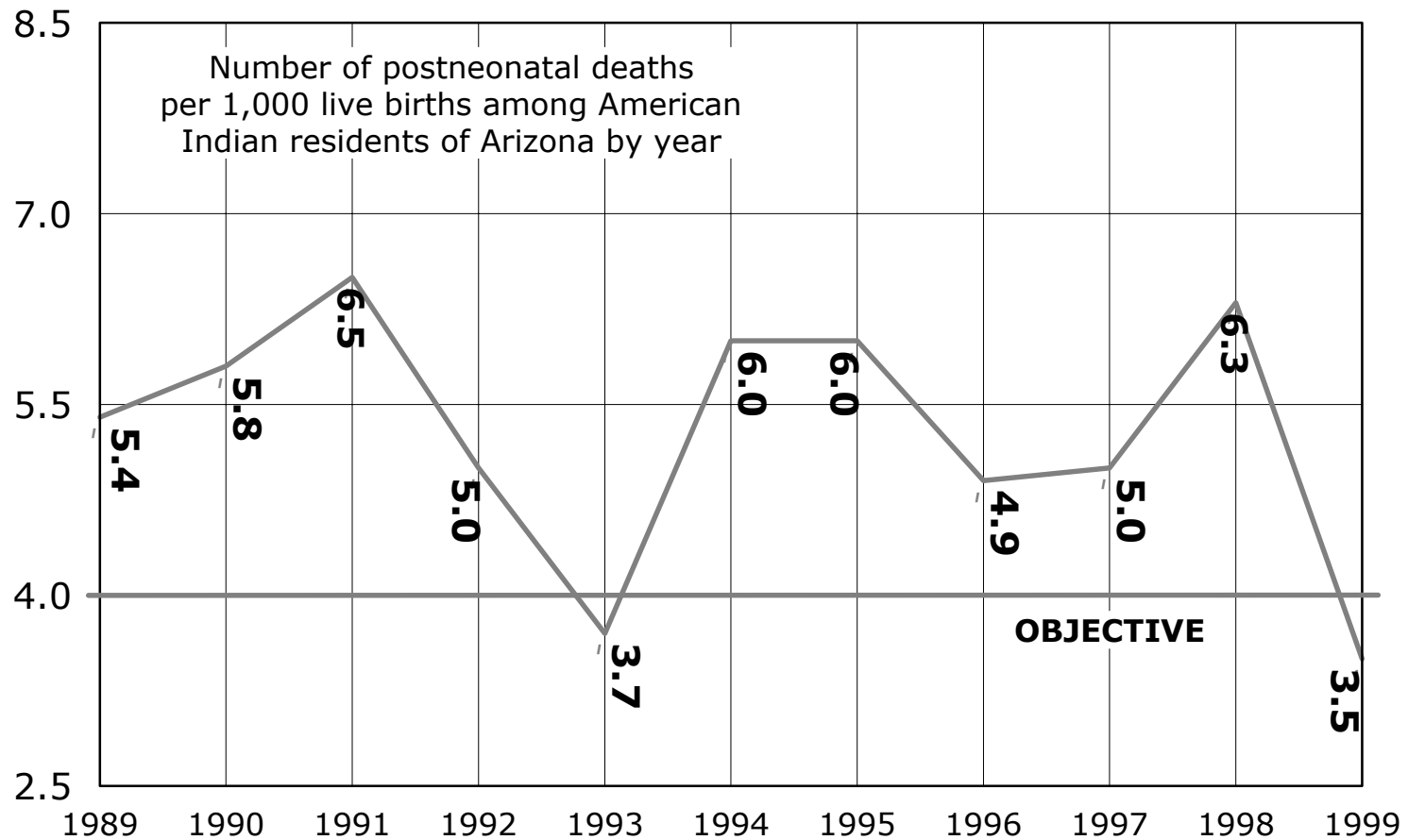
1.2 Infant Mortality

National Year 2000 Objective: Reduce the rate of infant deaths among American Indians to no more than 8.5 per 1,000 live births



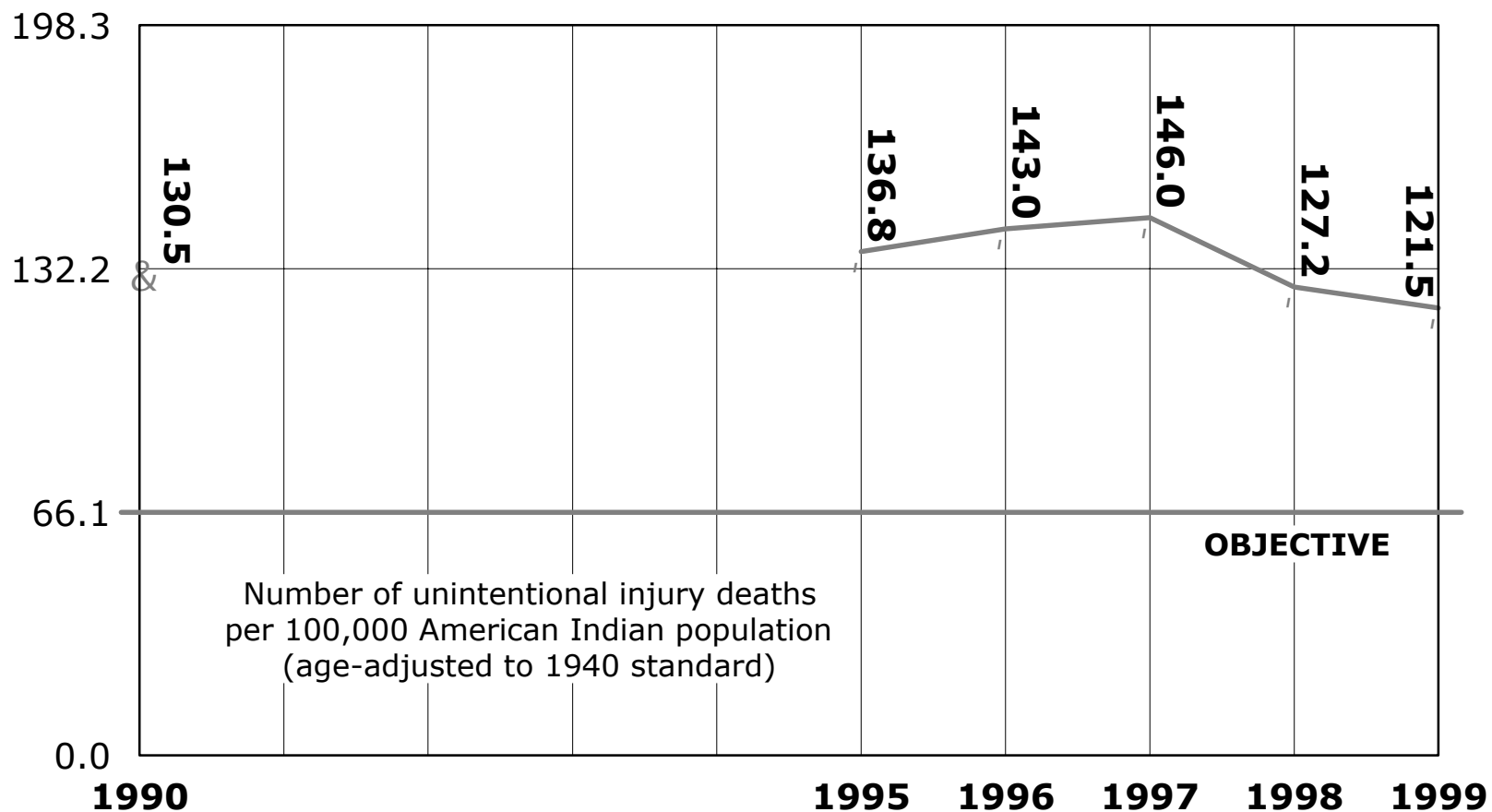
1.3 Postneonatal Mortality

National Year 2000 Objective: Reduce postneonatal mortality among American Indians to no more than 4 per 1,000 live births



1.4 Mortality From Unintentional Injuries

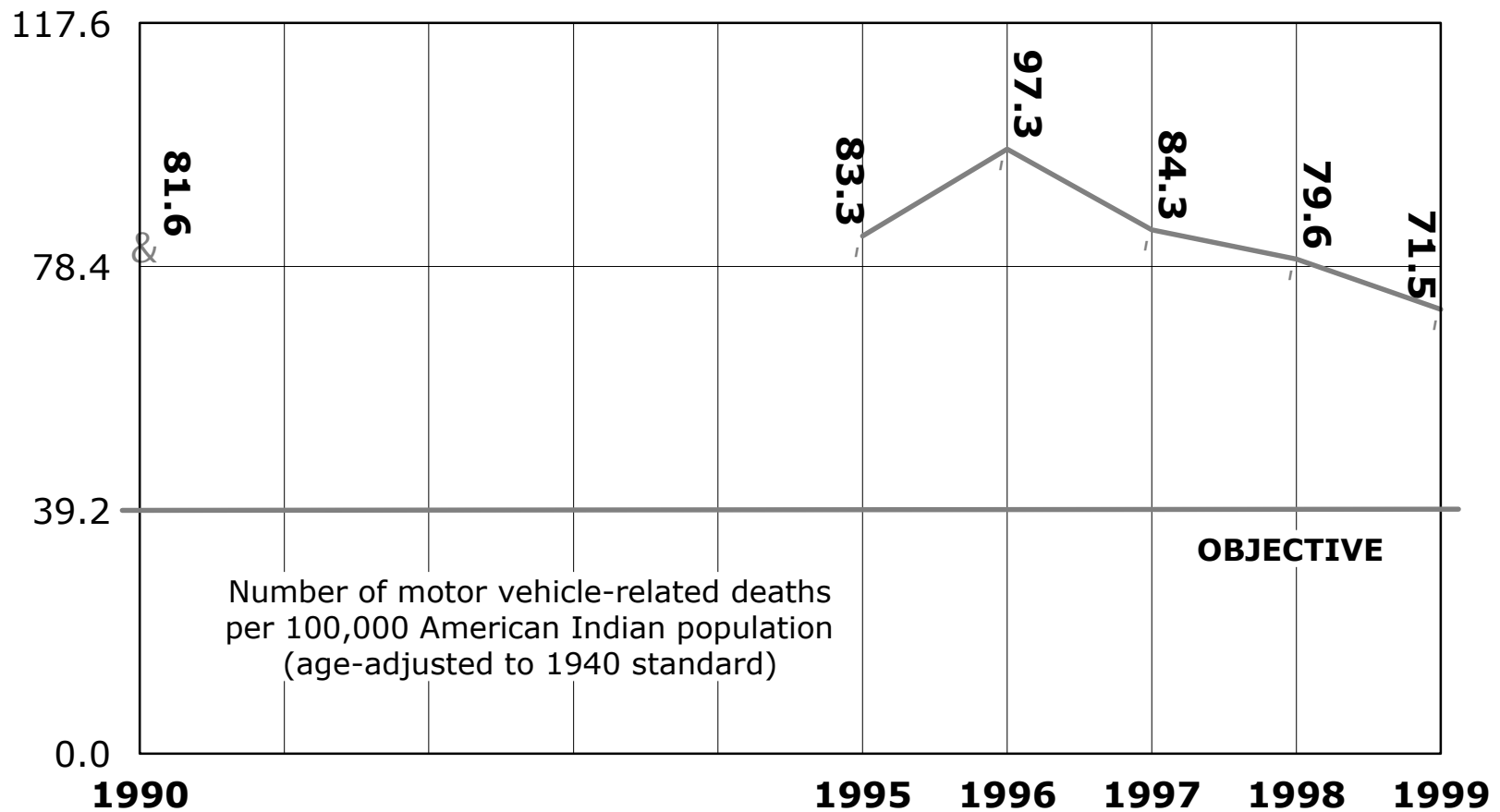
National Year 2000 Objective: Reduce unintentional injury deaths among American Indians to no more than 66.1 per 100,000 (age-adjusted)



1.5

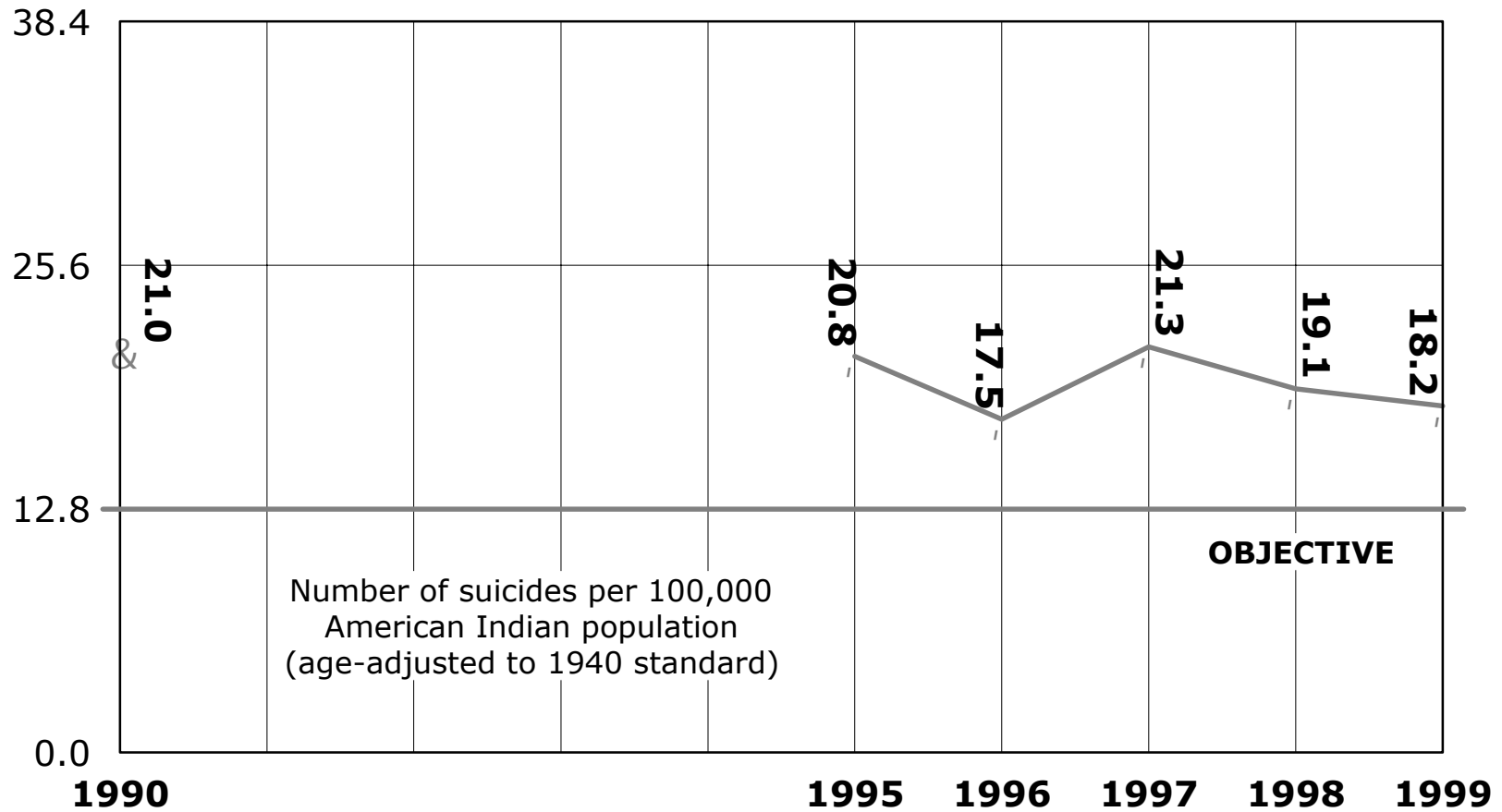
Mortality From Motor Vehicle-Related Injuries

National Year 2000 Objective: Reduce motor vehicle-related injury deaths among American Indians to no more than 39.2 per 100,000 (age-adjusted)



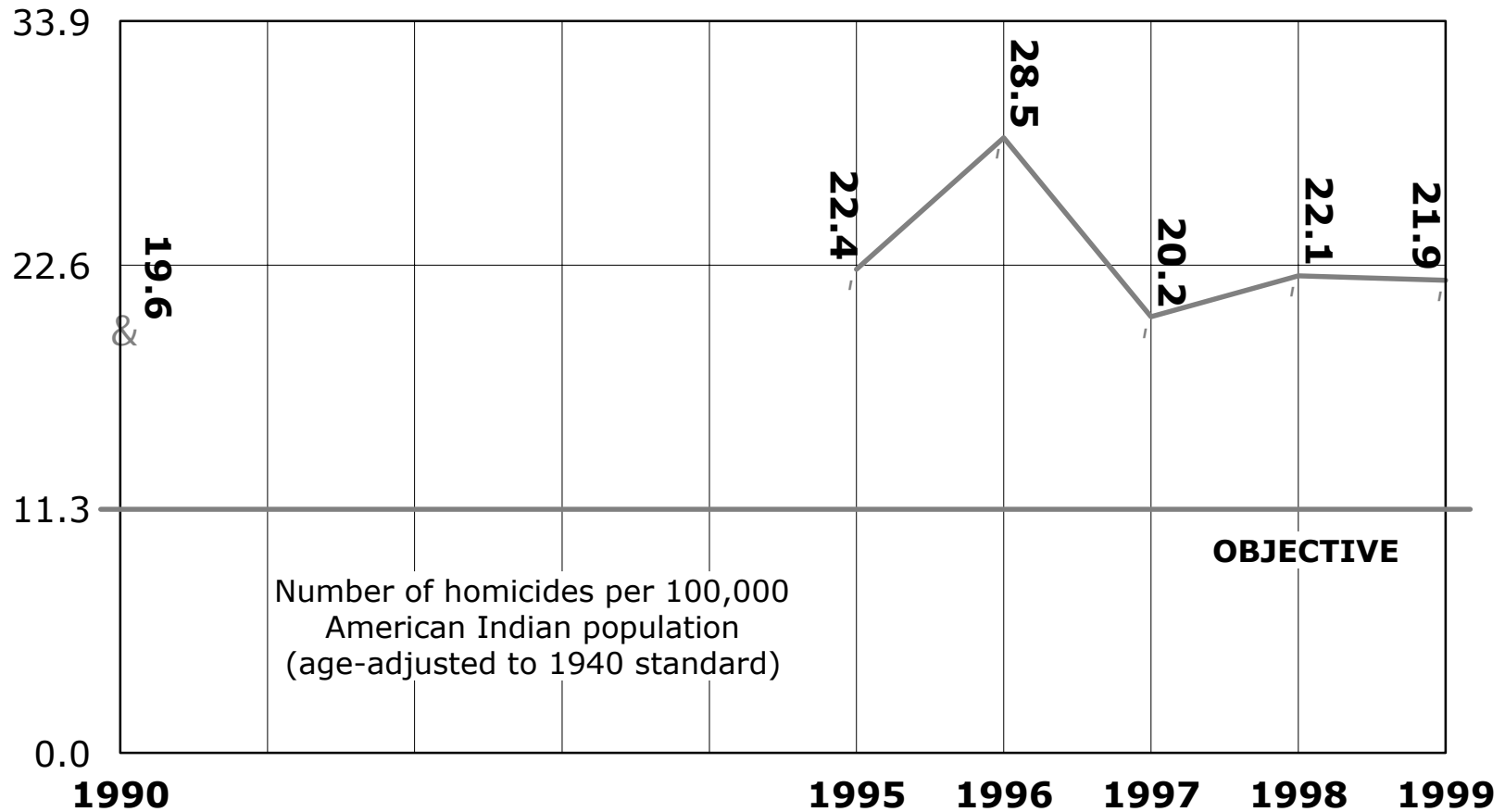
1.6 Suicide Mortality

National Year 2000 Objective: Reduce suicides among American Indians to no more than 12.8 per 100,000 (age-adjusted)



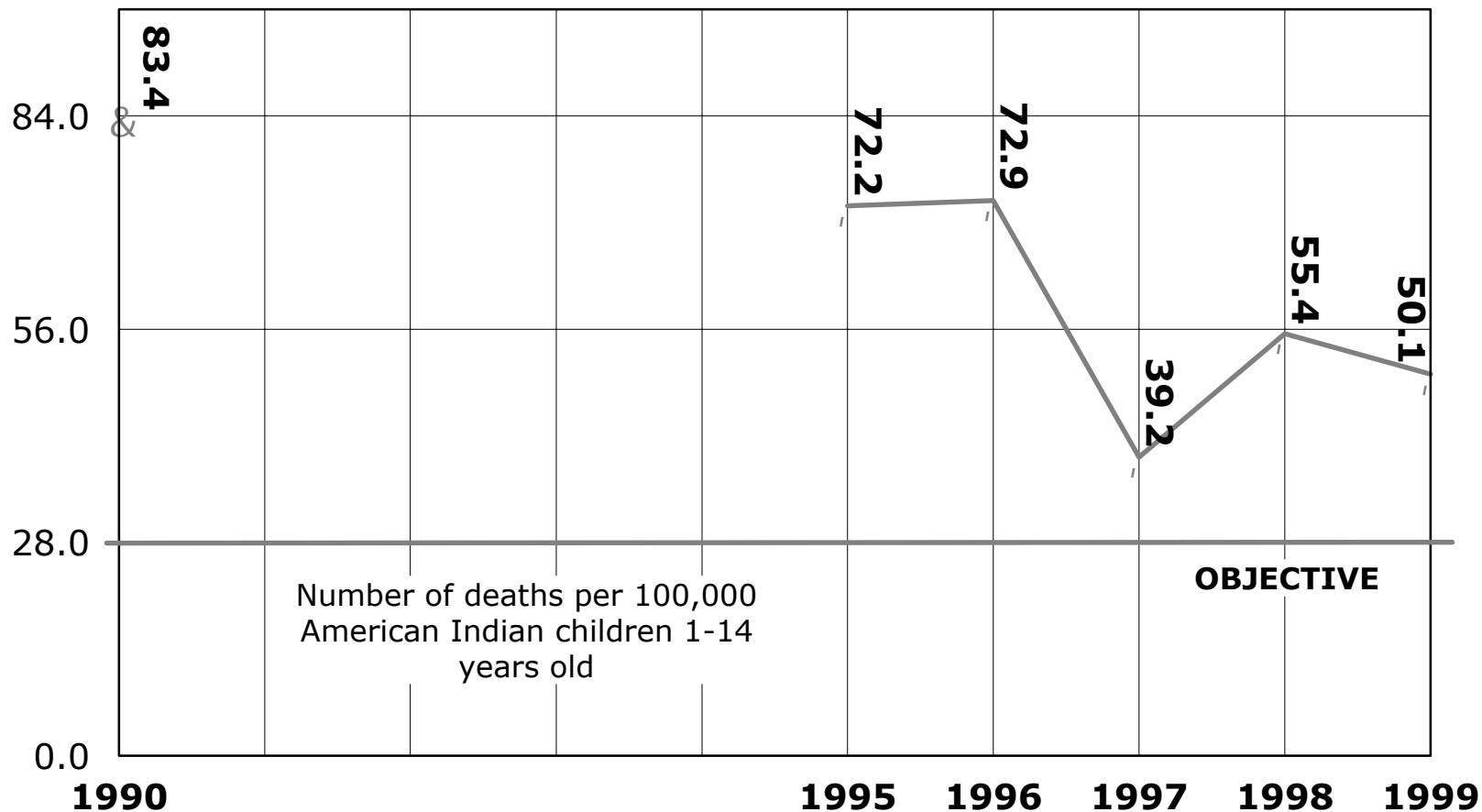
1.7 Homicide Mortality

National Year 2000 Objective: Reduce homicides among American Indians to no more than 11.3 per 100,000 (age-adjusted)



1.8 Mortality of Children 1-14 Years Old

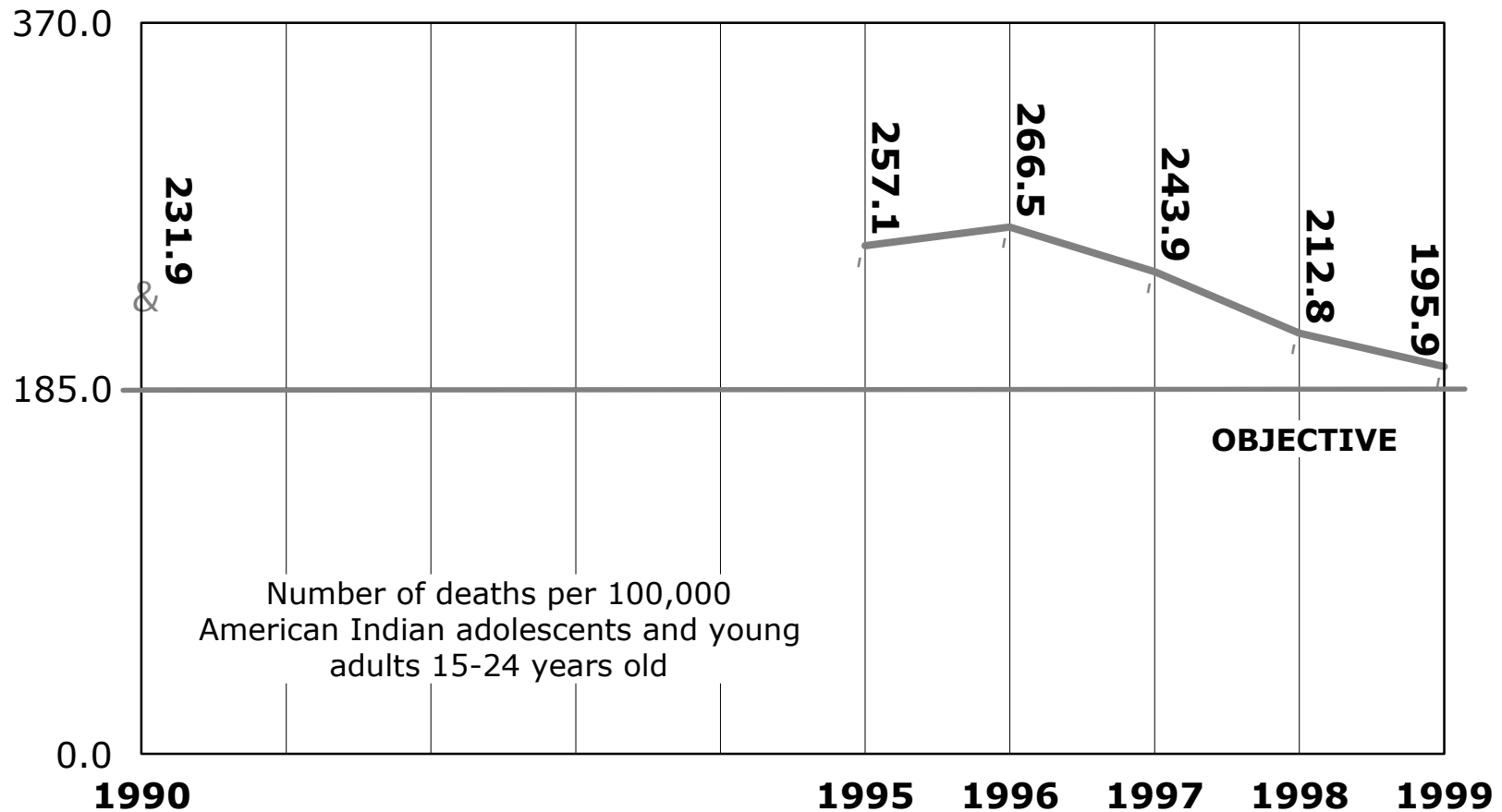
National Year 2000 Objective: Reduce death rates for children 1-14 years of age to no more than 28 per 100,000



1.9

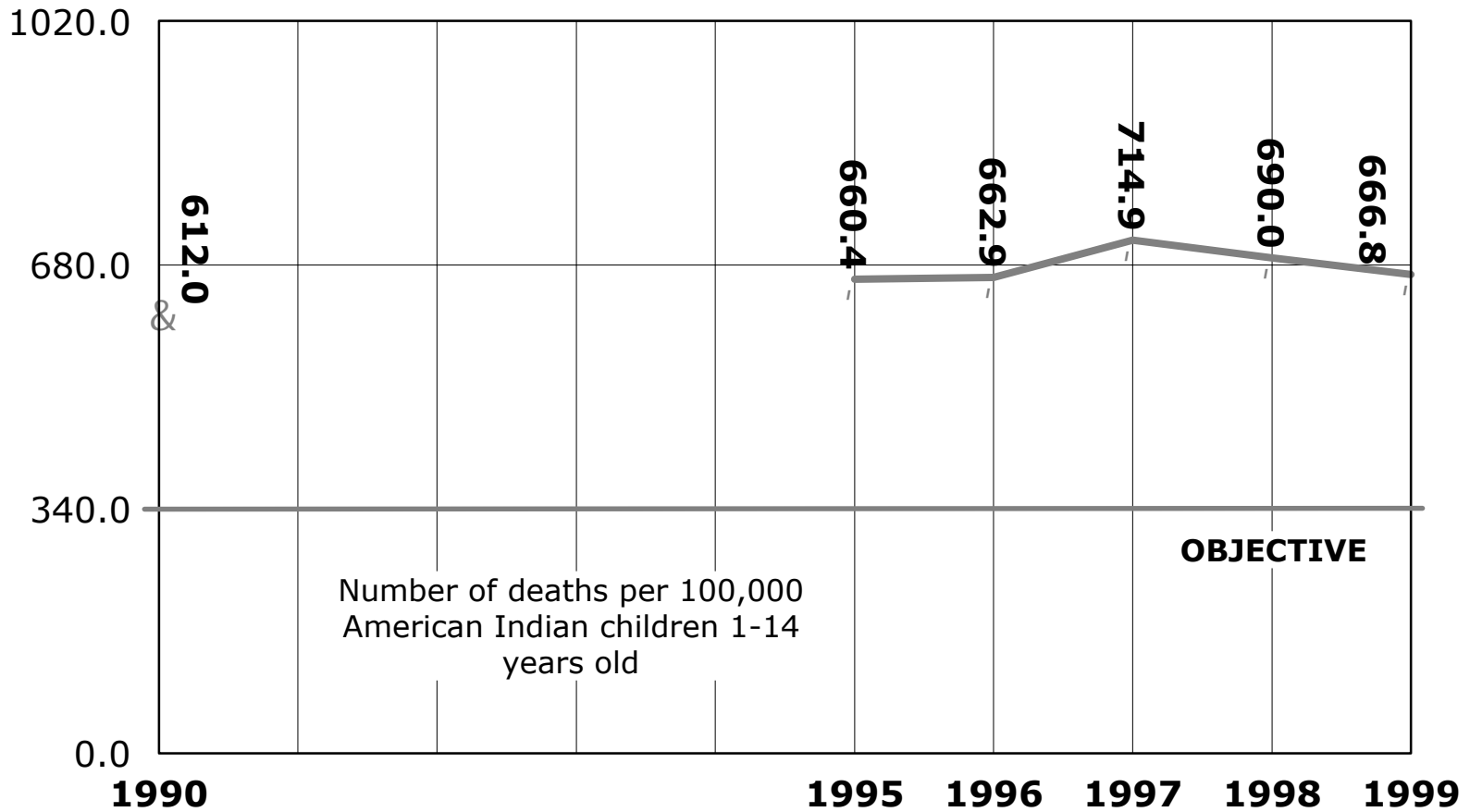
Mortality of Adolescents and Young Adults 15-24 Years Old


National Year 2000 Objective: Reduce death rates for adolescents and young adults 15-24 years of age to no more than 185 per 100,000



1.10 Mortality of Adults 25-64 Years of Age

National Year 2000 Objective: Reduce death rates for adults 25-64 years of age to no more than 340 per 100,000





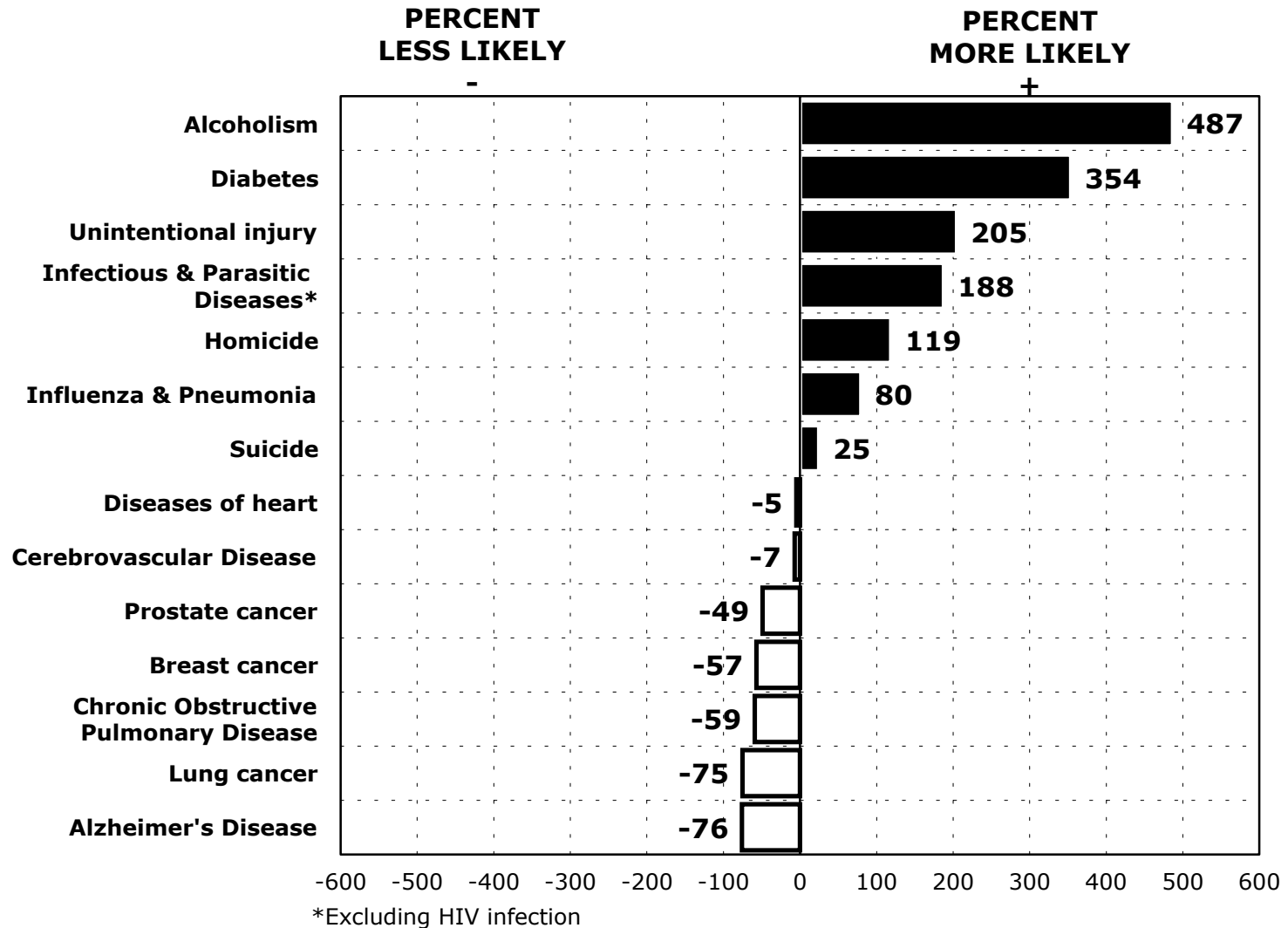
II.

AN OVERVIEW OF SELECTED HEALTH PROBLEMS AND HEALTH RISKS AMONG AMERICAN INDIANS AND ALL RESIDENTS OF ARIZONA IN 1999

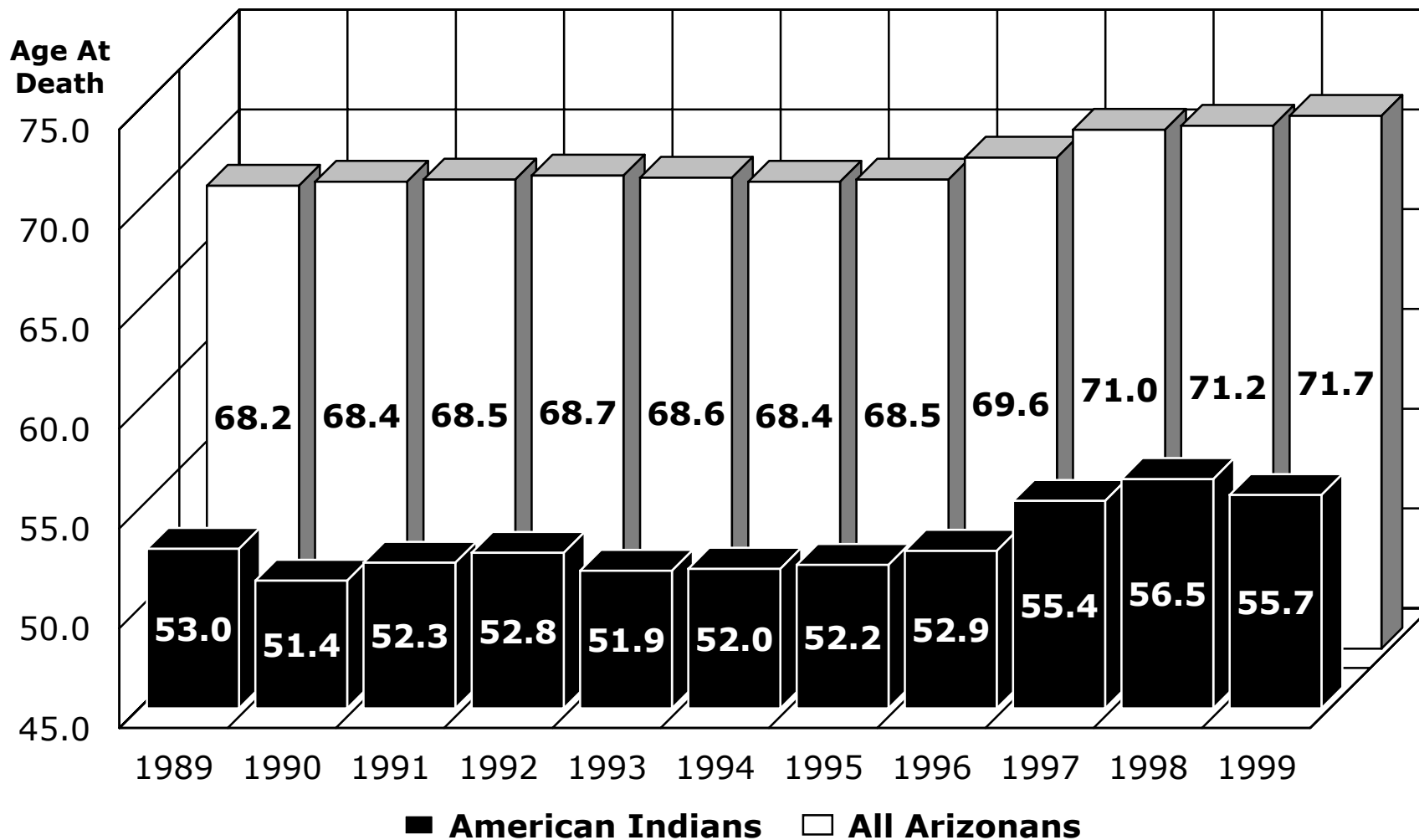
2.1

Causes From Which American Indians Were More Likely (+) or Less Likely (-) to Die Relative to All Arizona Residents in 1999

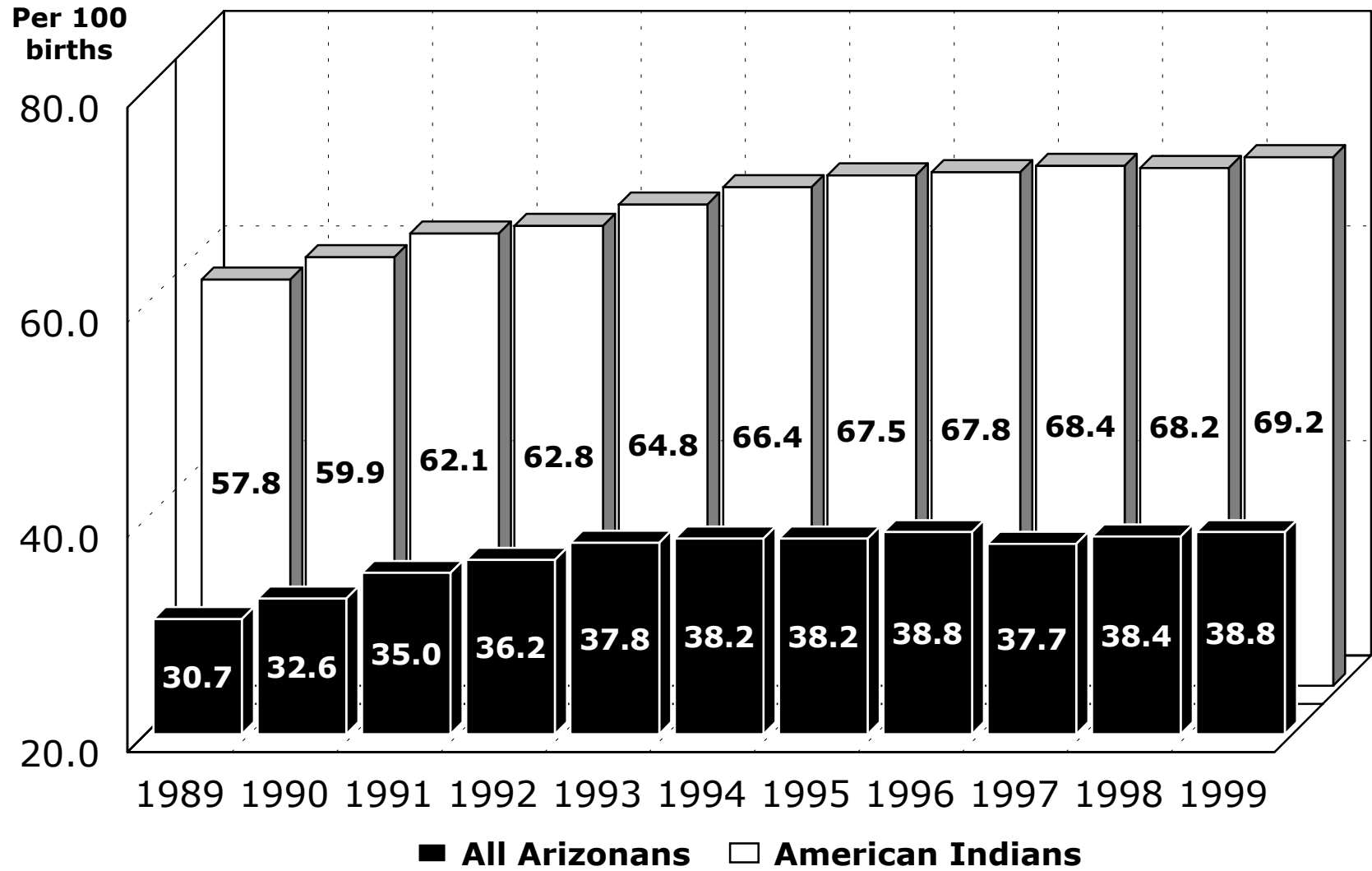
PERCENTAGE DIFFERENCE IN AGE-ADJUSTED MORTALITY RATES FOR 1999



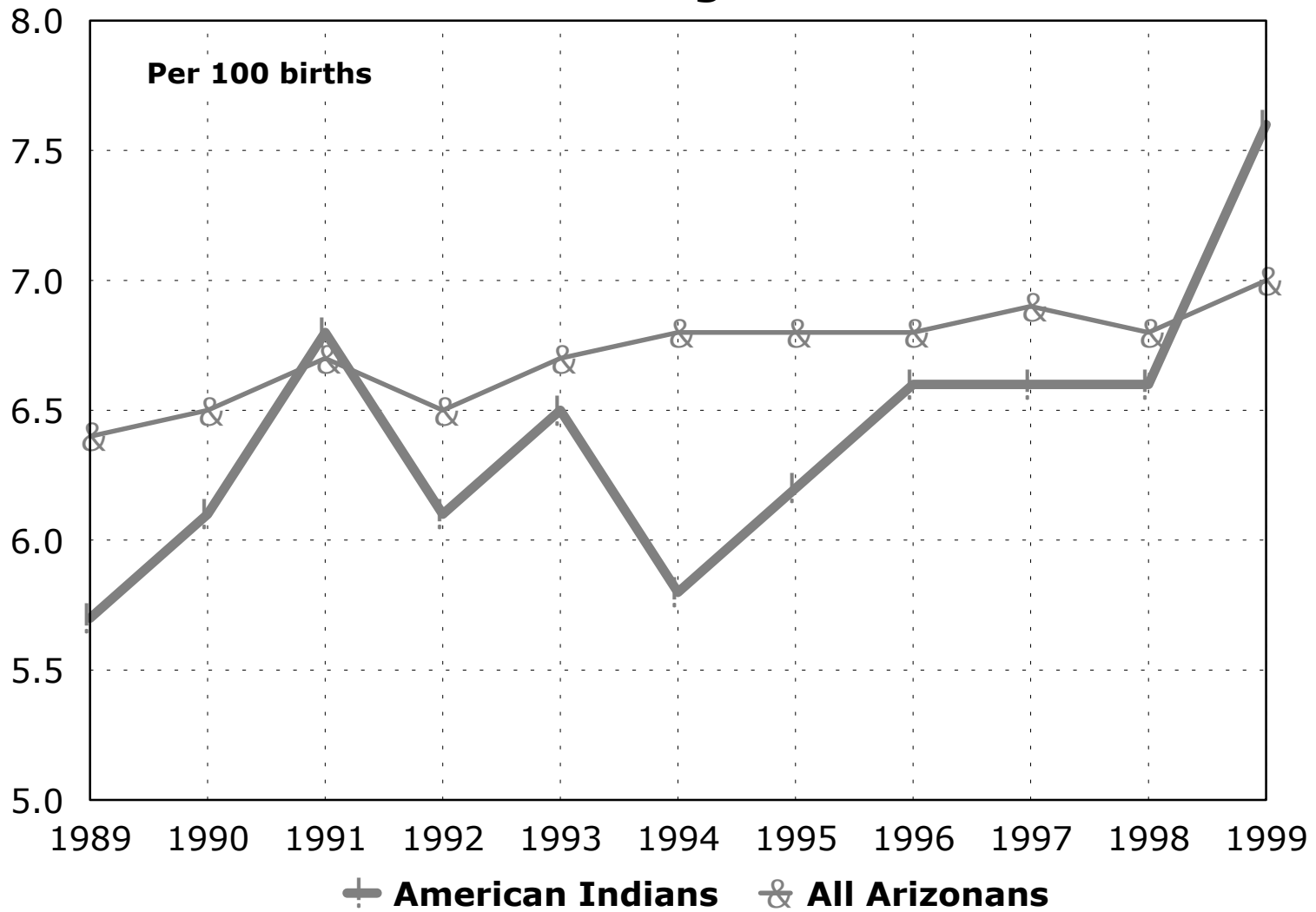
2.2 Average Age At Death From All Causes Among American Indians and All Arizona Residents



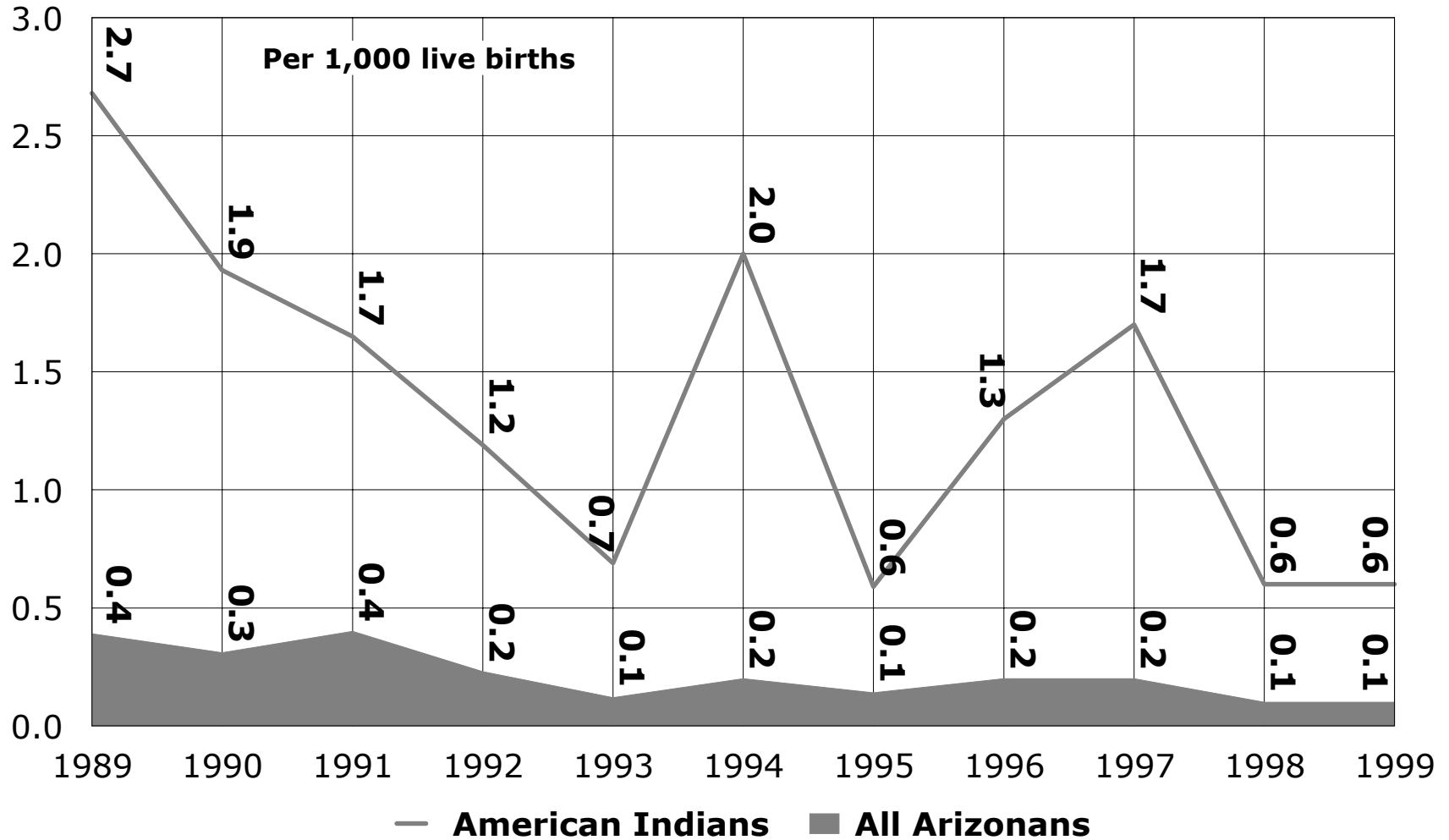
2.3 Nonmarital Births



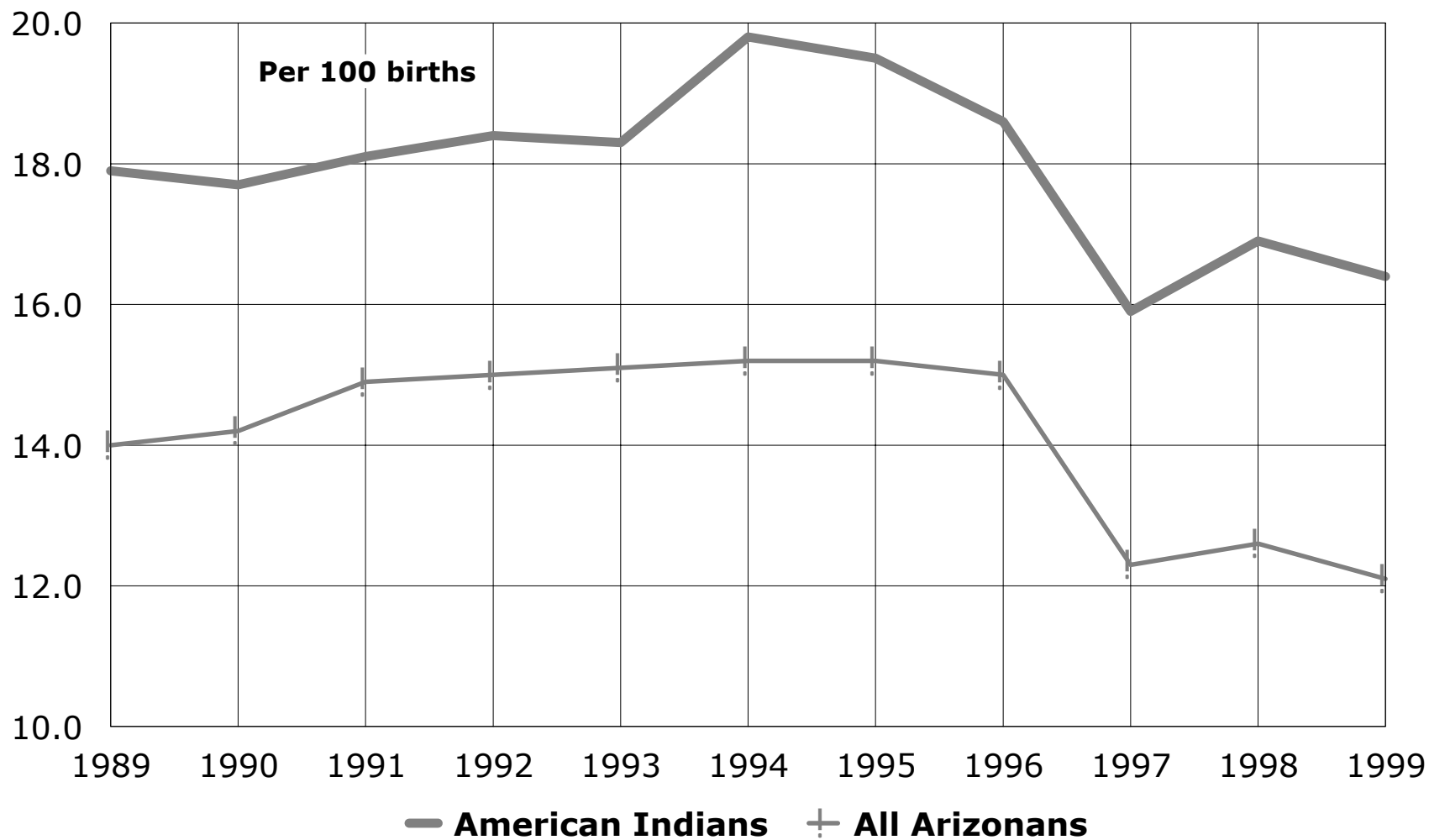
2.4 Low-Birthweight Births



2.5 The Incidence of Fetal Alcohol Syndrome

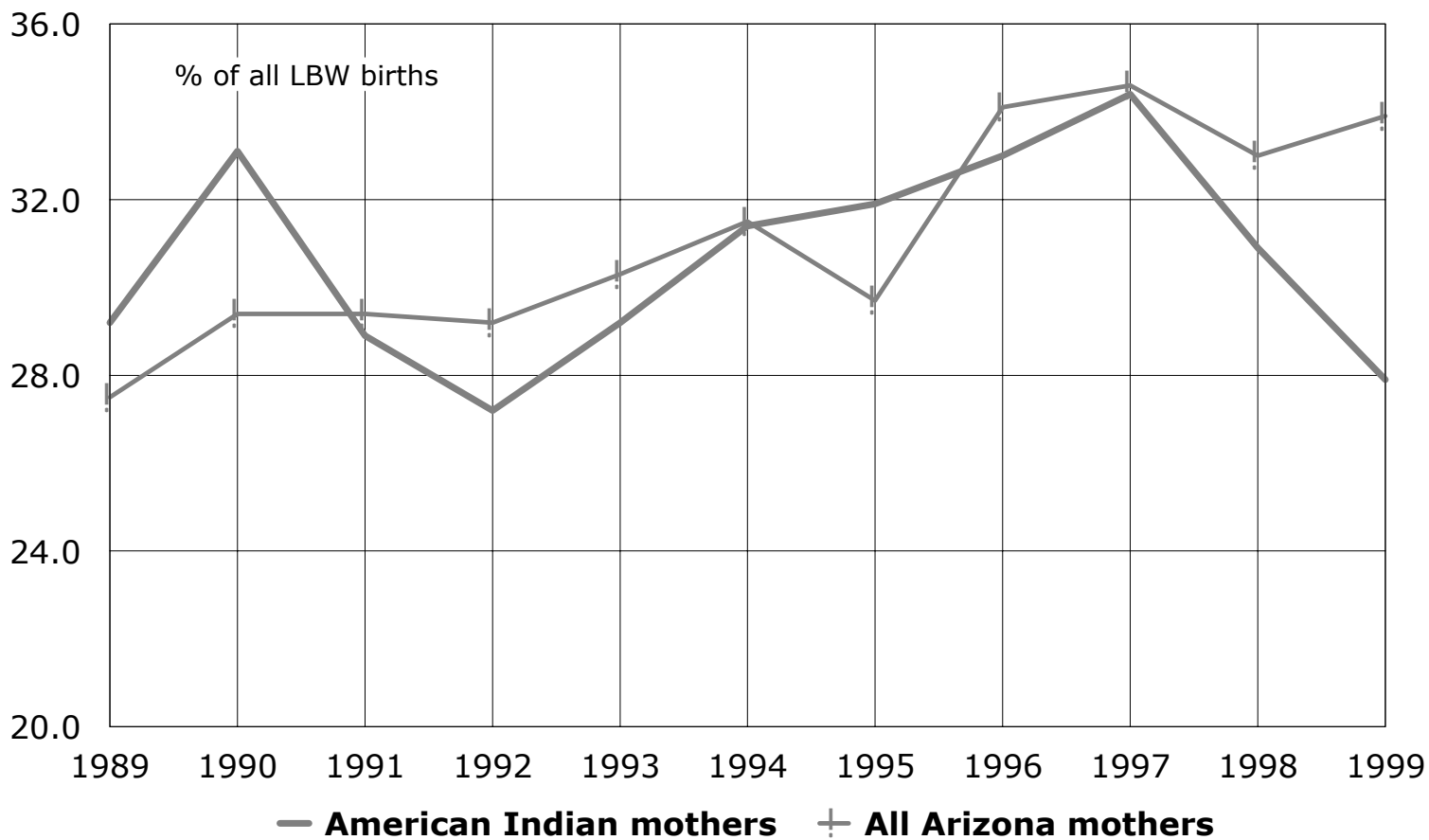


2.6 Births to Teenage Mothers*



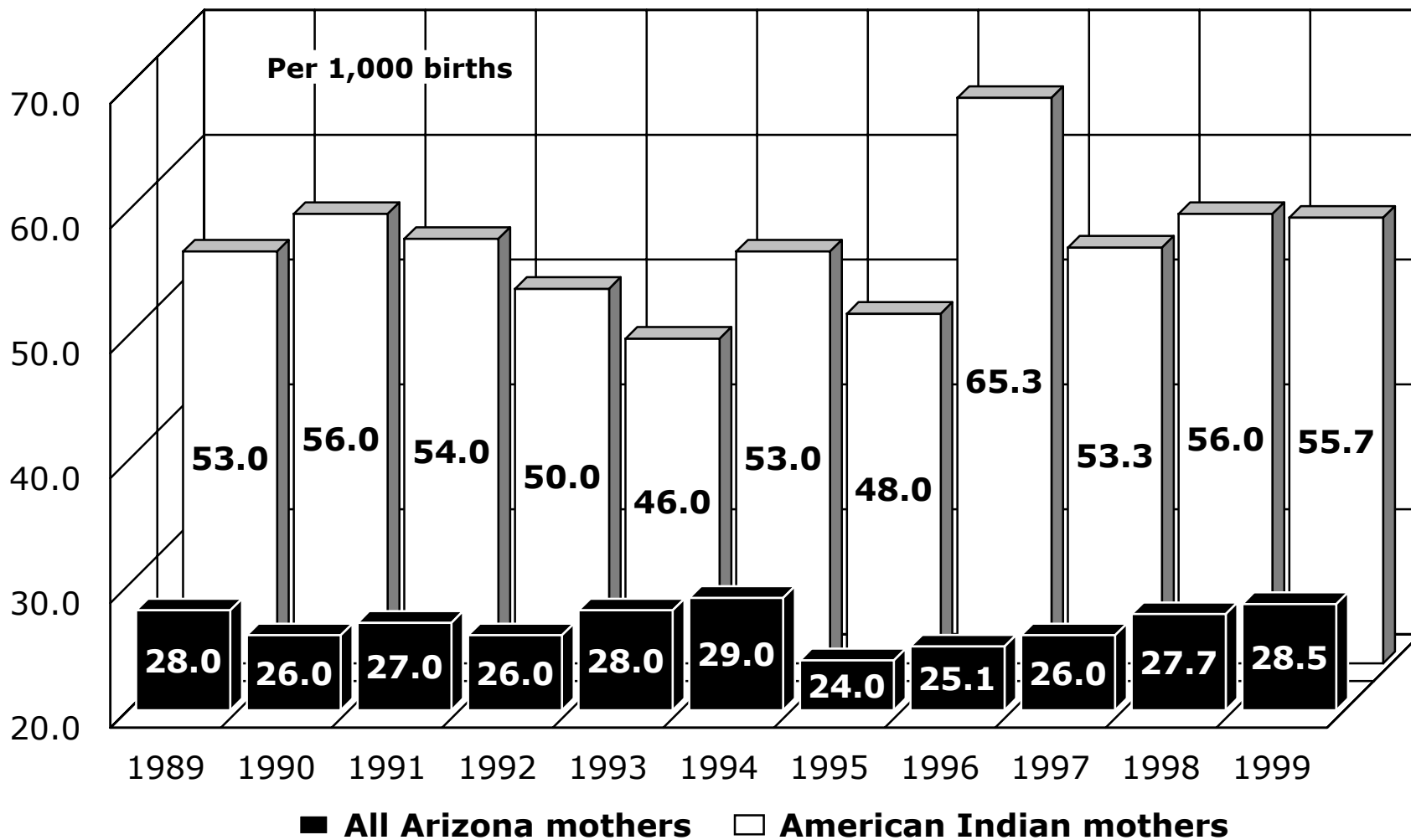
*19 or younger

2.7 Low-Birthweight Births to Mothers 30 Years or Older as a Percentage of All Low-Birthweight Births

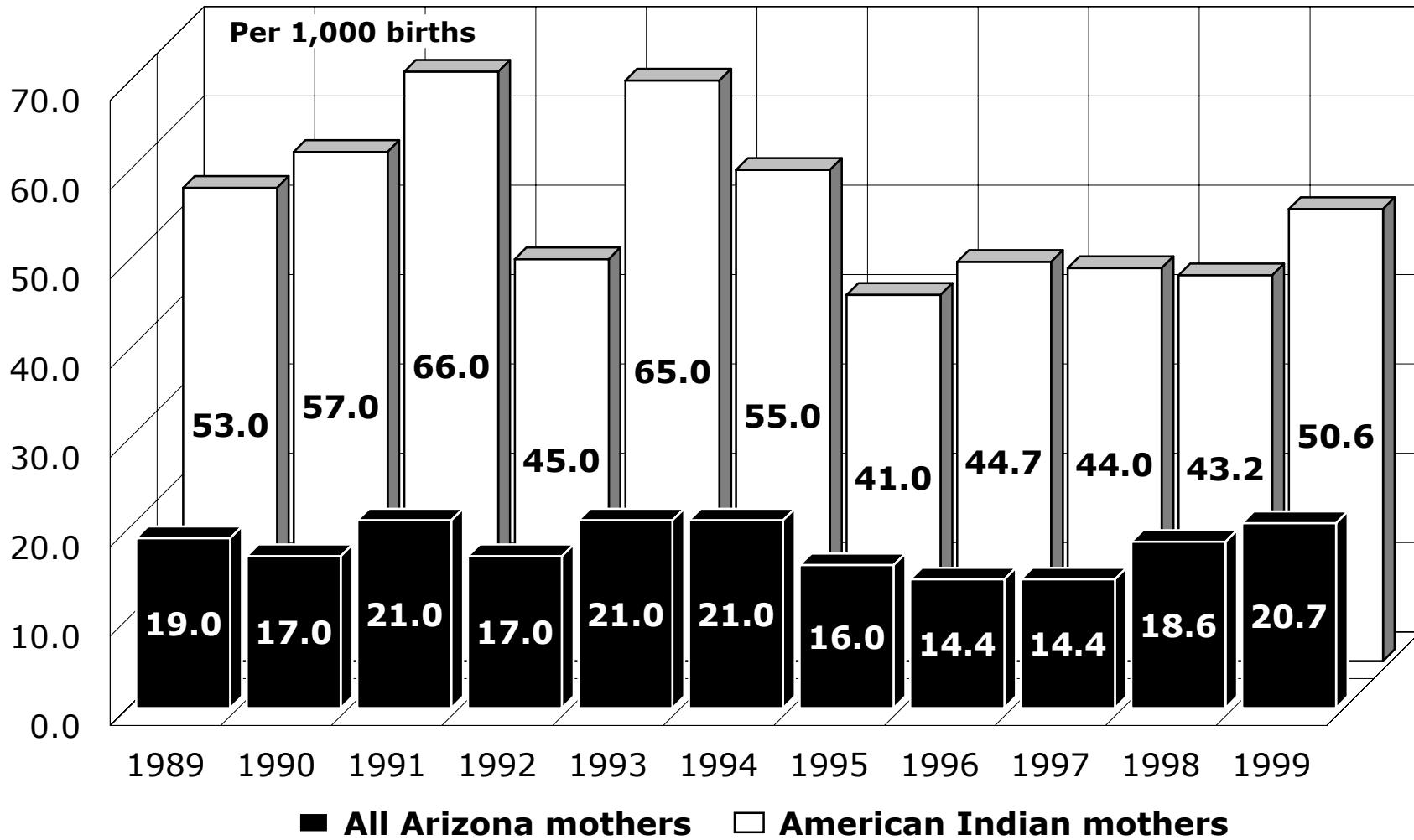


Source: Tables 1B-3 and 1B-15 in Arizona Health Status and Vital Statistics 1998

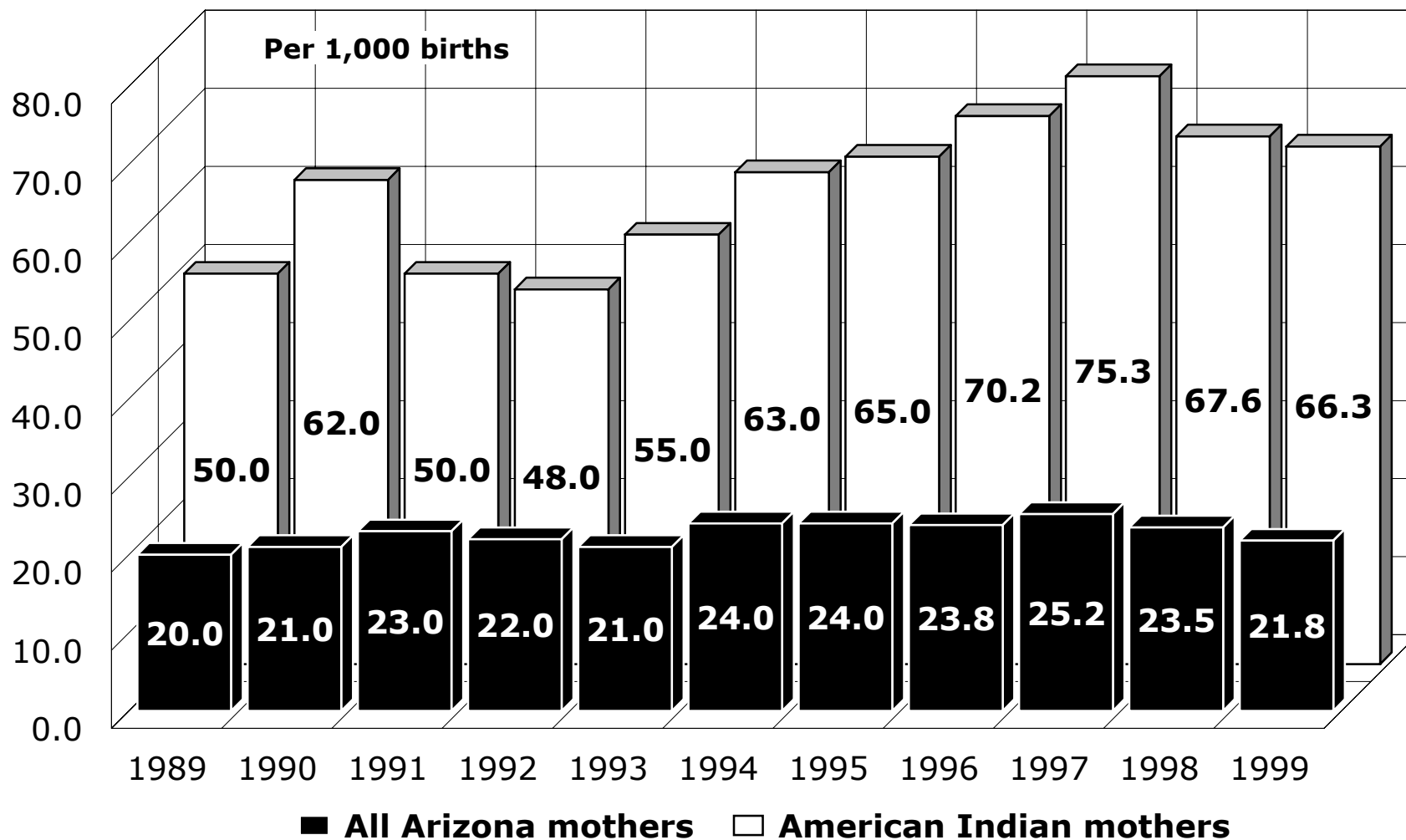
2.8 The Incidence of Pregnancy Associated Hypertension




2.9 The Incidence of Anemia During Pregnancy



2.10 The Incidence of Diabetes During Pregnancy






III.

CHARACTERISTICS OF AMERICAN INDIAN NEWBORNS AND MOTHERS GIVING BIRTH BY PLACE OF RESIDENCE IN ARIZONA IN 1999

**Note: The data in Tables 3.1 – 3.19 are by self-reported (and not validated) place of mother’s residence.
Certain tribal communities may not be present (or, may be underrepresented) in the tabulated data.**



SOCIODEMOGRAPHIC CHARACTERISTICS

**3.1
MATERNAL AGE (1999 STATUS)**

		TOTAL	Mother's age group									
			<15	15-17	18-19	20-24	25-29	30-34	35-39	40-44	45+	Unknown
ALL ETHNIC GROUPS		5295	19	300	552	1664	1310	849	476	121	3	1
Resided on reservation	COLORADO RIVER	17	1	1	3	5	3	4	0	0	0	0
	FORT APACHE	229	1	26	29	53	60	35	20	5	0	0
	FORT McDOWELL	1	0	0	0	0	0	1	0	0	0	0
	GILA RIVER	149	0	14	15	54	31	21	9	5	0	0
	HAVASUPAI	10	0	0	0	1	1	5	3	0	0	0
	HOPI	89	0	4	13	30	23	12	6	1	0	0
	HUALAPAI	21	0	2	0	7	5	5	2	0	0	0
	NAVAJO	1671	3	67	143	477	416	313	196	55	0	1
	SALT RIVER	48	0	5	3	18	10	9	3	0	0	0
	SAN CARLOS	188	1	15	23	62	43	29	12	3	0	0
	TOHONO O'ODHAM	142	1	15	16	39	30	27	12	2	0	0
	TOTAL	2565	7	149	245	746	622	461	263	71	0	1
Resided off reservation	---in Maricopa County	1397	5	70	145	482	374	183	113	23	2	0
	---in Pima County	385	5	31	47	132	84	47	33	6	0	0
	---in Coconino County	317	0	15	28	107	87	52	22	5	1	0
	---elsewhere in Arizona	631	2	35	87	197	143	106	45	16	0	0
		TOTAL	2730	12	151	307	918	688	388	213	50	3

3.2
EDUCATIONAL ATTAINMENT OF MOTHER (1999 STATUS)

		TOTAL	Mother's education						
			< 8	8	9-11	12	13-16	17+	Unknown
ALL ETHNIC GROUPS		5295	81	180	1536	1966	1305	82	145
Resided on reservation	COLORADO RIVER	17	1	0	4	6	4	1	1
	FORT APACHE	229	6	3	90	76	40	3	11
	FORT McDOWELL	1	0	0	1	0	0	0	0
	GILA RIVER	149	3	14	66	45	18	1	2
	HAVASUPAI	10	0	0	3	4	2	1	0
	HOPI	89	1	0	29	38	21	0	0
	HUALAPAI	21	1	1	12	2	5	0	0
	NAVAJO	1671	24	35	435	687	382	24	84
	SALT RIVER	48	0	3	21	13	8	1	2
	SAN CARLOS	188	2	7	53	78	44	1	3
	TOHONO O'ODHAM	142	2	9	60	55	16	0	0
	TOTAL	2565	40	72	774	1004	540	32	103
Resided off reservation	---in Maricopa County	1397	27	53	392	452	425	27	21
	---in Pima County	385	6	24	117	132	95	7	4
	---in Coconino County	317	0	6	66	123	108	13	1
	---elsewhere in Arizona	631	8	25	187	255	137	3	16
	TOTAL	2730	41	108	762	962	765	50	42

3.3
MARITAL STATUS OF MOTHER (1999 STATUS)

		TOTAL	Marital status		
			Married	Unmarried	Unknown
ALL ETHNIC GROUPS		5295	1565	3666	64
Resided on reservation	COLORADO RIVER	17	5	12	0
	FORT APACHE	229	74	153	2
	FORT McDOWELL	1	0	1	0
	GILA RIVER	149	25	123	1
	HAVASUPAI	10	9	1	0
	HOPI	89	17	71	1
	HUALAPAI	21	8	12	1
	NAVAJO	1671	510	1138	23
	SALT RIVER	48	20	27	1
	SAN CARLOS	188	51	135	2
	TOHONO O'ODHAM	142	15	125	2
	TOTAL	2565	734	1798	33
Resided off reservation	---in Maricopa County	1397	419	962	16
	---in Pima County	385	95	287	3
	---in Coconino County	317	118	196	3
	---elsewhere in Arizona	631	199	423	9
	TOTAL	2730	831	1868	31

3.4
RACE/ETHNICITY OF FATHER (1999 STATUS)


		TOTAL	Non-Hispanic white	Hispanic	Black	American Indian	Asian	Unknown
ALL ETHNIC GROUPS		5295	301	375	79	2816	28	1696
Resided on reservation	COLORADO RIVER	17	1	2	0	7	0	7
	FORT APACHE	229	2	2	0	169	0	56
	FORT McDOWELL	1	0	1	0	0	0	0
	GILA RIVER	149	2	7	2	75	0	63
	HAVASUPAI	10	0	1	0	9	0	0
	HOPI	89	0	0	0	65	0	24
	HUALAPAI	21	2	4	0	9	0	6
	NAVAJO	1671	25	20	5	1170	5	446
	SALT RIVER	48	4	5	1	27	0	11
	SAN CARLOS	188	4	1	1	108	0	74
	TOHONO O'ODHAM	142	1	0	0	55	0	86
TOTAL	2565	41	43	9	1694	5	773	
Resided off reservation	---in Maricopa County	1397	145	186	45	551	13	457
	---in Pima County	385	31	69	12	100	4	169
	---in Coconino County	317	19	17	4	188	1	88
	---elsewhere in Arizona	631	65	60	9	283	5	209
	TOTAL	2730	260	332	70	1122	23	923

3.5
AGE OF FATHER (1999 STATUS)

		TOTAL	Father's age group											
			<15	15-17	18-19	20-24	25-29	30-34	35-39	40-44	45-49	50-54	55+	Unknown
ALL ETHNIC GROUPS		5295	1	74	206	962	962	707	451	201	70	14	11	1636
Resided on reservation	COLORADO RIVER	17	1	0	0	2	2	3	2	0	1	0	0	6
	FORT APACHE	229	0	7	11	50	45	36	20	5	1	0	0	54
	FORT McDOWELL	1	0	0	0	0	0	1	0	0	0	0	0	0
	GILA RIVER	149	0	3	8	25	18	17	4	11	2	0	0	61
	HAVASUPAI	10	0	0	0	1	3	0	3	1	1	1	0	0
	HOPI	89	0	2	5	18	19	13	5	3	0	0	0	24
	HUALAPAI	21	0	1	0	10	1	1	1	1	0	0	0	6
	NAVAJO	1671	0	16	56	274	311	250	194	91	29	6	6	438
	SALT RIVER	48	0	1	1	12	9	5	5	2	2	0	0	11
	SAN CARLOS	188	0	1	8	40	32	22	8	5	0	1	0	71
	TOHONO O'ODHAM	142	0	5	5	15	15	9	4	3	0	1	1	84
	TOTAL	2565	1	36	94	447	455	357	246	122	36	9	7	755
Resided off reservation	---in Maricopa County	1397	0	15	55	258	280	197	91	40	16	3	1	441
	---in Pima County	385	0	5	19	74	62	31	22	7	3	2	2	158
	---in Coconino County	317	0	8	11	71	56	44	26	12	3	0	0	86
	---elsewhere in Arizona	631	0	10	27	112	109	78	66	20	12	0	1	196
	TOTAL	2730	0	38	112	515	507	350	205	79	34	5	4	881

3.6
SOURCE OF PAYMENT FOR LABOR AND DELIVERY (1999 STATUS)

		TOTAL	Payee for birth				
			AHCCCS	IHS	Private insurance	Self	Unknown
ALL ETHNIC GROUPS		5295	2710	1463	843	65	214
Resided on reservation	COLORADO RIVER	17	9	2	5	0	1
	FORT APACHE	229	94	109	10	0	16
	FORT McDOWELL	1	0	0	1	0	0
	GILA RIVER	149	76	13	55	1	4
	HAVASUPAI	10	9	0	0	1	0
	HOPI	89	13	66	2	0	8
	HUALAPAI	21	16	0	4	1	0
	NAVAJO	1671	765	726	90	1	89
	SALT RIVER	48	24	6	14	1	3
	SAN CARLOS	188	30	140	8	6	4
	TOHONO O'ODHAM	142	94	24	15	5	4
	TOTAL	2565	1130	1086	204	16	129
Resided off reservation	---in Maricopa County	1397	782	166	372	28	49
	---in Pima County	385	199	51	115	11	9
	---in Coconino County	317	212	51	44	3	7
	---elsewhere in Arizona	631	387	109	108	7	20
	TOTAL	2730	1580	377	639	49	85



MATERNAL LIFESTYLE AND HEALTH CHARACTERISTICS

3.7
MATERNAL WEIGHT GAIN DURING PREGNANCY (1999 STATUS)

		TOTAL	Weight gain						Unknown
			None	1-16 pounds	16-20 pounds	21-25 pounds	25-30 pounds	31+pounds	
ALL ETHNIC GROUPS		5295	82	895	572	638	807	1605	696
Resided on reservation	COLORADO RIVER	17	1	3	2	6	1	1	3
	FORT APACHE	229	6	28	28	7	19	67	74
	FORT McDOWELL	1	0	0	1	0	0	0	0
	GILA RIVER	149	3	22	27	16	41	30	10
	HAVASUPAI	10	0	1	1	2	3	3	0
	HOPI	89	2	18	7	14	10	12	26
	HUALAPAI	21	0	5	4	0	4	8	0
	NAVAJO	1671	30	398	188	218	197	389	251
	SALT RIVER	48	1	4	9	7	8	10	9
	SAN CARLOS	188	2	29	18	19	30	47	43
	TOHONO O'ODHAM	142	0	19	19	20	36	43	5
	TOTAL	2565	45	527	304	309	349	610	421
Resided off reservation	---in Maricopa County	1397	19	200	134	169	227	509	139
	---in Pima County	385	6	53	36	47	78	141	24
	---in Coconino County	317	1	27	21	53	59	140	16
	---elsewhere in Arizona	631	11	88	77	60	94	205	96
	TOTAL	2730	37	368	268	329	458	995	275

**3.8
MEDICAL RISK FACTORS OF PREGNANCY (1999 STATUS)**

	TOTAL BIRTHS	Births with medical risk factors	Medical risk factors																No medical risk factors		
			Anemia	Cardiac disease	Lung disease	Diabetes	Genital herpes	Hydramnios	Hemoglobinopathy	Chronic hypertension	Pregnancy associated Hypertension	Eclampsia	Previous infant 4000+g	Previous SGA infant	Renal disease	RH sensitization	Uterine bleeding	Incompetent cervix		Other	
TOTAL BIRTHS	5295	2081	268	10	8	351	18	112	0	46	295	81	38	37	14	3	16	1	1277	3215	
Resided on reservation	COLORADO RIVER	17	9	1	0	0	0	1	0	0	1	1	0	0	0	0	0	0	6	8	
	FORT APACHE	229	128	9	0	3	22	0	0	0	2	28	2	3	0	0	0	1	0	97	101
	FORT McDOWELL	1	0	0	0	0	0	0	0	0	0	0	0	0	0	0	0	0	0	0	1
	GILA RIVER	149	40	8	0	0	19	0	0	0	2	6	2	0	0	0	0	0	0	14	109
	HAVASUPAI	10	3	0	0	0	2	0	0	0	0	1	0	0	0	0	0	0	0	2	7
	HOPI	89	33	4	0	0	5	0	2	0	3	9	1	0	0	0	0	0	0	13	56
	HUALAPAI	21	1	0	0	0	0	0	0	0	0	0	0	0	0	0	0	0	0	1	20
	NAVAJO	1671	644	76	5	1	122	5	68	0	19	112	16	29	24	12	1	9	0	276	1028
	SALT RIVER	48	21	4	0	0	4	1	1	0	2	1	3	0	0	0	0	1	0	19	27
	SAN CARLOS	188	73	5	0	1	10	1	3	0	3	15	5	2	3	0	1	1	0	39	115
	TOHONO O'ODHAM	142	38	0	0	0	8	0	3	0	1	9	3	0	0	0	0	2	0	17	104
TOTAL	2565	990	107	5	5	192	8	77	0	33	182	32	34	27	12	2	14	0	484	1576	
Resided off reservation	---in Maricopa County	1397	651	132	2	0	91	6	17	0	8	38	22	2	5	1	1	2	1	509	746
	---in Pima County	385	137	11	0	0	15	1	0	0	1	15	13	1	0	0	0	0	0	109	248
	---in Coconino County	317	124	6	0	0	20	0	10	0	0	32	2	1	2	0	0	0	0	73	193
	---elsewhere in Arizona	631	179	12	3	3	33	3	8	0	4	28	12	0	3	1	0	0	0	102	452
	TOTAL	2730	1091	161	5	3	159	10	35	0	13	113	49	4	10	2	1	2	1	793	1639

3.9
SUBSTANCE USE DURING PREGNANCY (1999 STATUS)

		TOTAL	Substance use			
			Drinker, nonsmoker	Smoker, nondrinker	Smoker and drinker	Nonsmoker and nondrinker
ALL ETHNIC GROUPS		5295	99	127	58	5011
Resided on reservation	COLORADO RIVER	17	0	1	0	16
	FORT APACHE	229	17	6	18	188
	FORT McDOWELL	1	0	1	0	0
	GILA RIVER	149	3	1	0	145
	HAVASUPAI	10	0	0	0	10
	HOPI	89	1	1	0	87
	HUALAPAI	21	1	3	0	17
	NAVAJO	1671	33	17	9	1612
	SALT RIVER	48	1	1	1	45
	SAN CARLOS	188	5	4	7	172
	TOHONO O'ODHAM	142	6	2	1	133
	TOTAL	2565	67	37	36	2425
Resided off reservation	---in Maricopa County	1397	18	46	16	1317
	---in Pima County	385	6	16	3	360
	---in Coconino County	317	1	5	0	311
	---elsewhere in Arizona	631	7	23	3	598
	TOTAL	2730	32	90	22	2586



UTILIZATION OF MEDICAL SERVICES

3.10
TRIMESTER OF PREGNANCY PRENATAL CARE BEGAN (1999 STATUS)

		TOTAL	Prenatal care				
			No care	1st trimester	2nd trimester	3rd trimester	Unknown
ALL ETHNIC GROUPS		5295	128	3395	1257	392	123
Resided on reservation	COLORADO RIVER	17	1	12	3	0	1
	FORT APACHE	229	11	120	68	23	7
	FORT McDOWELL	1	0	1	0	0	0
	GILA RIVER	149	5	107	25	3	9
	HAVASUPAI	10	0	1	2	6	1
	HOPI	89	2	61	19	3	4
	HUALAPAI	21	0	13	4	2	2
	NAVAJO	1671	36	1096	394	118	27
	SALT RIVER	48	1	28	13	3	3
	SAN CARLOS	188	9	104	51	12	12
	TOHONO O'ODHAM	142	6	86	29	21	0
	TOTAL	2565	71	1629	608	191	66
Resided off reservation	---in Maricopa County	1397	20	865	360	108	44
	---in Pima County	385	8	255	90	29	3
	---in Coconino County	317	5	248	53	10	1
	---elsewhere in Arizona	631	24	398	146	54	9
	TOTAL	2730	57	1766	649	201	57

**3.11
NUMBER OF PRENATAL VISITS (1999 STATUS)**

		TOTAL	Prenatal visits					Unknown
			No visits	1-4 visits	5-8 visits	9-12 visits	13+ visits	
ALL ETHNIC GROUPS		5295	128	511	1327	2106	1039	184
Resided on reservation	COLORADO RIVER	17	1	3	2	7	3	1
	FORT APACHE	229	11	42	82	64	15	15
	FORT McDOWELL	1	0	0	0	0	1	0
	GILA RIVER	149	5	6	20	90	19	9
	HAVASUPAI	10	0	6	2	1	0	1
	HOPI	89	2	8	28	39	10	2
	HUALAPAI	21	0	5	8	6	0	2
	NAVAJO	1671	36	162	483	620	343	27
	SALT RIVER	48	1	5	10	21	8	3
	SAN CARLOS	188	9	41	52	57	12	17
	TOHONO O'ODHAM	142	6	11	36	57	31	1
	TOTAL	2565	71	289	723	962	442	78
Resided off reservation	---in Maricopa County	1397	20	106	290	587	313	81
	---in Pima County	385	8	36	91	138	101	11
	---in Coconino County	317	5	18	53	167	71	3
	---elsewhere in Arizona	631	24	62	170	252	112	11
		TOTAL	2730	57	222	604	1144	597

**3.12
OBSTETRIC PROCEDURES (1999 STATUS)**

		TOTAL	Obstetric procedures						
			Amniocentesis	Electronic Fetal Monitoring	Induction of labor	Stimulation of labor	Tocolysis	Ultrasound	Other
ALL ETHNIC GROUPS		5068	74	4349	998	623	124	3670	652
Resided on reservation	COLORADO RIVER	17	0	15	3	0	0	7	1
	FORT APACHE	217	5	191	62	58	16	166	46
	FORT McDOWELL	1	0	1	0	1	0	1	0
	GILA RIVER	144	4	138	25	10	6	139	78
	HAVASUPAI	10	0	10	2	2	0	2	0
	HOPI	82	3	77	24	12	1	47	2
	HUALAPAI	21	0	21	1	0	0	1	0
	NAVAJO	1600	20	1498	328	151	19	1066	69
	SALT RIVER	47	2	36	11	2	1	40	11
	SAN CARLOS	177	3	127	33	38	9	144	24
	TOHONO O'ODHAM	137	2	60	13	2	0	125	1
	TOTAL	2453	39	2174	502	276	52	1738	232
Resided off reservation	---in Maricopa County	1328	22	1132	233	193	60	1074	305
	---in Pima County	378	5	249	55	38	0	297	25
	---in Coconino County	313	1	299	82	35	4	117	4
	---elsewhere in Arizona	596	7	495	126	81	8	444	86
	TOTAL	2615	35	2175	496	347	72	1932	420

**3.13
COMPLICATIONS OF LABOR AND DELIVERY (1999 STATUS)**


	TOTAL BIRTHS	Births with complications	Complications of labor and/or delivery																No complications	
			Febrile	Meconium	Rupture of Membrane	Abruptio Placenta	Placenta Previa	Other bleeding	Seizures	Precipitous Labor	Prolonged labor	Dysfunctional Labor	Breech Malpresentation	Cephalopelvic Disp.	Cord Prolapse	Anesthetic Complic.	Fetal distress	Other		
TOTAL BIRTHS	5295	1760	57	260	175	36	12	66	6	71	100	82	158	51	5	2	122	985	3534	
Resided on reservation	COLORADO RIVER	17	1	0	0	0	0	0	0	0	0	0	0	0	0	0	0	1	16	
	FORT APACHE	229	104	0	13	3	1	0	11	1	1	5	4	13	5	1	0	6	67	125
	FORT McDOWELL	1	1	0	0	0	0	1	0	0	0	0	0	0	0	0	0	0	1	0
	GILA RIVER	149	27	0	4	2	1	1	1	0	1	0	1	6	4	0	0	0	12	122
	HAVASUPAI	10	1	0	0	0	0	0	0	0	0	0	0	0	0	0	0	0	1	9
	HOPI	89	30	1	4	5	0	0	4	0	1	7	4	3	0	0	0	3	8	59
	HUALAPAI	21	1	0	0	1	0	0	0	0	0	0	0	1	0	0	0	0	0	20
	NAVAJO	1671	535	23	75	87	14	3	33	3	48	60	49	49	12	1	2	33	179	1136
	SALT RIVER	48	19	0	6	0	0	0	1	0	0	1	0	0	0	0	0	2	16	29
	SAN CARLOS	188	62	0	6	6	2	0	4	0	1	4	1	5	4	0	0	11	35	126
	TOHONO O'ODHAM	142	18	0	1	0	0	1	0	0	1	0	0	2	1	0	0	3	10	124
TOTAL	2565	799	24	109	104	18	6	54	4	53	77	59	79	26	2	2	58	330	1766	
Resided off reservation	---in Maricopa County	1397	549	20	92	39	8	5	5	1	10	9	7	33	9	1	0	34	418	847
	---in Pima County	385	92	5	11	6	4	0	0	0	3	1	2	9	6	0	0	13	56	293
	---in Coconino County	317	99	3	18	5	2	0	3	0	0	4	4	10	1	1	0	2	59	218
	---elsewhere in Arizona	631	221	5	30	21	4	1	4	1	5	9	10	27	9	1	0	15	122	410
	TOTAL	2730	961	33	151	71	18	6	12	2	18	23	23	79	25	3	0	64	655	1768

**3.14
METHOD OF DELIVERY (1999 STATUS)**

		TOTAL	Method of delivery					
			Vaginal	Vaginal after C-Section	Primary C-Section	Repeat C-Section	Forceps	Vacuum
ALL ETHNIC GROUPS		5295	4332	166	489	308	41	123
Resided on reservation	COLORADO RIVER	17	12	0	3	2	0	0
	FORT APACHE	229	183	8	28	10	5	14
	FORT McDOWELL	1	1	0	0	0	0	0
	GILA RIVER	149	123	0	15	11	0	0
	HAVASUPAI	10	7	0	1	2	0	0
	HOPI	89	78	3	7	1	0	0
	HUALAPAI	21	17	0	0	4	0	0
	NAVAJO	1671	1409	74	123	65	7	15
	SALT RIVER	48	39	2	3	4	2	2
	SAN CARLOS	188	141	6	20	21	3	5
	TOHONO O'ODHAM	142	112	4	10	16	2	2
	TOTAL	2565	2122	97	210	136	19	38
Resided off reservation	---in Maricopa County	1397	1145	37	138	77	13	51
	---in Pima County	385	299	9	46	31	2	8
	---in Coconino County	317	265	8	22	22	2	10
	---elsewhere in Arizona	631	501	15	73	42	5	16
		TOTAL	2730	2210	69	279	172	22

3.15
ATTENDANT AT BIRTH (1999 STATUS)

		TOTAL	Attendant					
			M.D.	C.N.M	Midwife	D.O.	Other	Unknown
ALL ETHNIC GROUPS		5295	3045	1838	2	299	31	80
Resided on reservation	COLORADO RIVER	17	15	1	0	1	0	0
	FORT APACHE	229	185	3	0	41	0	0
	FORT McDOWELL	1	1	0	0	0	0	0
	GILA RIVER	149	102	11	0	36	0	0
	HAVASUPAI	10	7	0	0	3	0	0
	HOPI	89	41	48	0	0	0	0
	HUALAPAI	21	16	0	0	5	0	0
	NAVAJO	1671	467	1088	0	39	10	67
	SALT RIVER	48	33	11	0	4	0	0
	SAN CARLOS	188	179	6	1	0	1	1
	TOHONO O'ODHAM	142	136	3	0	0	3	0
	TOTAL	2565	1182	1171	1	129	14	68
Resided off reservation	---in Maricopa County	1397	900	422	1	65	9	0
	---in Pima County	385	299	74	0	6	5	1
	---in Coconino County	317	230	64	0	20	2	1
	---elsewhere in Arizona	631	434	107	0	79	1	10
	TOTAL	2730	1863	667	1	170	17	12



NEWBORN'S HEALTH

**3.16
GESTATIONAL AGE (1999 STATUS)**

		TOTAL	Length of gestation				Unknown
			<37 weeks	37 weeks	38-43 weeks	43+ weeks	
ALL ETHNIC GROUPS		5295	526	381	4365	2	21
Resided on reservation	COLORADO RIVER	17	1	2	14	0	0
	FORT APACHE	229	33	19	177	0	0
	FORT McDOWELL	1	1	0	0	0	0
	GILA RIVER	149	22	7	120	0	0
	HAVASUPAI	10	2	0	8	0	0
	HOPI	89	6	8	74	0	1
	HUALAPAI	21	1	4	16	0	0
	NAVAJO	1671	130	104	1431	1	5
	SALT RIVER	48	2	5	41	0	0
	SAN CARLOS	188	30	17	141	0	0
	TOHONO O'ODHAM	142	17	13	111	1	0
	TOTAL	2565	245	179	2133	2	6
Resided off reservation	---in Maricopa County	1397	141	101	1146	0	9
	---in Pima County	385	47	36	300	0	2
	---in Coconino County	317	34	22	260	0	1
	---elsewhere in Arizona	631	59	43	526	0	3
	TOTAL	2730	281	202	2232	0	15

3.17
WEIGHT AT BIRTH (1999 STATUS)

		TOTAL	Weight at birth					Unknown
			<1,000 grams	1,000- 1,499	1,500- 2,499	2,500- 3,999	4000+ grams	
TOTAL BIRTHS		5295	35	37	329	4377	471	46
Resided on reservation	COLORADO RIVER	17	0	0	0	15	2	0
	FORT APACHE	229	2	3	23	179	20	2
	FORT McDOWELL	1	0	0	0	1	0	0
	GILA RIVER	149	1	1	10	116	21	0
	HAVASUPAI	10	0	0	2	5	3	0
	HOPI	89	1	0	7	77	4	0
	HUALAPAI	21	0	0	1	18	2	0
	NAVAJO	1671	5	10	95	1427	128	6
	SALT RIVER	48	1	0	2	40	5	0
	SAN CARLOS	188	0	3	15	143	25	2
	TOHONO O'ODHAM	142	1	1	8	121	9	2
	TOTAL	2565	11	18	163	2142	219	12
Resided off reservation	---in Maricopa County	1397	15	13	76	1121	150	22
	---in Pima County	385	2	4	28	316	31	4
	---in Coconino County	317	2	0	23	268	22	2
	---elsewhere in Arizona	631	5	2	39	530	49	6
	TOTAL	2730	24	19	166	2235	252	34

**3.18
ABNORMAL CONDITIONS OF THE NEWBORN (1999 STATUS)**


	TOTAL BIRTHS	Abnormal conditions of the newborn	Abnormal conditions									No abnormal conditions	
			Anemia	Birth injury	Fetal Alcohol Syndrome	Membrane disease	Meconium aspiration	Assisted vent. <30 min.	Assisted vent. >30 min.	Seizures	Other		
TOTAL BIRTHS	5295	487	8	11	3	11	12	70	45	7	363	4808	
Resided on reservation	COLORADO RIVER	17	4	0	0	0	1	0	0	0	3	13	
	FORT APACHE	229	70	0	6	0	2	0	20	20	36	159	
	FORT McDOWELL	1	0	0	0	0	0	0	0	0	0	1	
	GILA RIVER	149	6	0	1	0	0	0	0	0	5	143	
	HAVASUPAI	10	1	0	0	0	0	0	0	0	1	9	
	HOPI	89	0	0	0	0	0	0	0	0	0	89	
	HUALAPAI	21	1	0	0	0	0	0	0	1	0	20	
	NAVAJO	1671	75	3	2	3	4	6	5	8	3	52	1596
	SALT RIVER	48	5	0	0	0	0	0	0	0	0	5	43
	SAN CARLOS	188	30	1	0	0	0	1	0	1	0	27	158
	TOHONO O'ODHAM	142	4	0	0	0	0	0	1	0	0	3	138
TOTAL	2565	196	4	9	3	7	7	26	30	3	132	2369	
Resided off reservation	---in Maricopa County	1397	176	2	1	0	3	4	4	5	165	1221	
	---in Pima County	385	46	0	1	0	0	0	25	0	18	339	
	---in Coconino County	317	14	2	0	0	0	0	1	0	11	303	
	---elsewhere in Arizona	631	55	0	0	0	1	1	14	10	37	576	
	TOTAL	2730	291	4	2	0	4	5	44	15	4	231	2439

**3.19
CONGENITAL ANOMALIES (BIRTH DEFECTS) (1999 STATUS)**

	TOTAL BIRTHS	Births with congenital anomalies	Congenital anomalies																				No congenital anomalies		
			Anencephalus	Spina Bifida	Hydrocephalus	Microcephalus	Other CNS Anomaly	Heart Malformations	Other Resp./Circulatory	Rectal Atresia	Fistula/Esoph.Atresia	Omphalocele	Other Gastrointestinal	Malformed Genitalia	Renal Agenesis	Other Urogenital	Cleft Lip/Palate	Polydactyly	Club Foot	Diaphragmatic Hernia	Other Muscoskeletal	Down's Syndrome		Other Chromosomal	Other
			TOTAL BIRTHS	5295	151	1	1	0	0	0	1	0	0	1	3	0	2	0	0	3	3	1		0	2
Resided on reservation	COLORADO RIVER	17	1	0	0	0	0	0	0	0	0	0	0	0	0	0	0	0	0	0	0	0	0	1	16
	FORT APACHE	229	10	0	0	0	0	0	0	0	0	1	0	0	0	0	0	1	0	0	0	0	0	9	214
	FORT McDOWELL	1	0	0	0	0	0	0	0	0	0	0	0	0	0	0	0	0	0	0	0	0	0	0	1
	GILA RIVER	149	0	0	0	0	0	0	0	0	0	0	0	0	0	0	0	0	0	0	0	0	0	0	149
	HAVASUPAI	10	0	0	0	0	0	0	0	0	0	0	0	0	0	0	0	0	0	0	0	0	0	0	10
	HOPI	89	0	0	0	0	0	0	0	0	0	0	0	0	0	0	0	0	0	0	0	0	0	0	89
	HUALAPAI	21	0	0	0	0	0	0	0	0	0	0	0	0	0	0	0	0	0	0	0	0	0	0	21
	NAVAJO	1671	77	0	1	0	0	0	0	0	0	0	1	0	1	0	0	2	0	0	0	1	1	71	1594
	SALT RIVER	48	0	0	0	0	0	0	0	0	0	0	0	0	0	0	0	0	0	0	0	0	0	0	48
	SAN CARLOS	188	5	0	0	0	0	0	0	0	0	0	0	0	0	0	1	0	0	0	0	0	0	4	183
	TOHONO O'ODHAM	142	2	0	0	0	0	0	0	0	0	0	0	0	0	0	1	0	0	0	1	0	0	0	140
	TOTAL	2565	95	0	1	0	0	0	0	0	0	2	0	1	0	0	2	3	0	0	1	1	1	85	2465
Resided off reservation	---in Maricopa County	1397	29	0	0	0	0	1	0	0	0	1	0	0	0	1	0	1	0	0	0	0	27	1367	
	---in Pima County	385	4	1	0	0	0	0	0	0	0	0	0	0	0	0	0	0	0	0	0	0	3	381	
	---in Coconino County	317	1	0	0	0	0	0	0	0	0	0	0	0	0	0	0	0	0	0	0	0	1	316	
	---elsewhere in Arizona	631	22	0	0	0	0	0	0	0	1	0	0	1	0	0	0	0	0	1	0	0	20	608	
	TOTAL	2730	56	1	0	0	0	1	0	0	1	1	0	1	0	0	1	0	1	0	1	0	51	2672	

**TABLE 3.20
CAUSES OF INFANT DEATH AMONG AMERICAN INDIAN RESIDENTS OF ARIZONA, 1999**

	TOTAL	Resided on reservation							Resided off reservation					
		COLORADO RIVER	FORT APACHE	GILA RIVER	NAVAJO	SALT RIVER	SAN CARLOS	TOHONO O'ODHAM	TOTAL	--in Maricopa County	--in Pima County	--in Coconino County	--elsewhere in Arizona	TOTAL
TOTAL	49	2	2	2	14	2	1	1	24	13	4	1	7	25
Perinatal Conditions	18	0	2	1	5	0	1	0	9	6	0	1	2	9
-Low birthweight/short gestation	3	0	0	0	2	0	0	0	2	1	0	0	0	1
-Other respiratory condition	3	0	0	0	0	0	0	0	0	2	0	0	1	3
-Maternal complications	3	0	0	1	0	0	1	0	2	1	0	0	0	1
-Other perinatal conditions	9	0	2	0	3	0	0	0	5	2	0	1	1	4
CONGENITAL ANOMALIES	9	1	0	0	2	1	0	1	5	3	1	0	0	4
-Heart and/or circulatory system	1	0	0	0	1	0	0	0	1	0	0	0	0	0
-Respiratory system	1	0	0	0	0	0	0	0	0	1	0	0	0	1
-Brain, spinal cord or nervous system	1	0	0	0	0	0	0	0	0	0	1	0	0	1
-Other anomalies	6	1	0	0	1	1	0	1	4	2	0	0	0	2
SUDDEN INFANT DEATH SYNDROME (SIDS)	5	1	0	1	2	1	0	0	5	0	0	0	0	0
Unintentional injury	3	0	0	0	0	0	0	0	0	0	2	0	1	3
Pneumonia/Influenza	2	0	0	0	1	0	0	0	1	1	0	0	0	1



IV. PATTERNS OF MORTALITY AMONG AMERICAN INDIANS BY PLACE OF RESIDENCE IN ARIZONA IN 1999



AGE-SPECIFIC MORTALITY

**4.1
AGE-SPECIFIC MORTALITY IN 1999**

		TOTAL	Age group								
			<1	1-4	5-14	15-24	25-34	35-44	45-54	55-64	65+
TOTAL		1566	49	21	22	94	123	201	203	221	632
Resided on reservation	AK CHIN	5	0	0	0	1	1	0	2	0	1
	COLORADO RIVER	22	2	0	0	0	1	5	6	3	5
	FORT APACHE	50	2	1	1	4	4	8	7	9	14
	FORT McDOWELL	7	0	0	0	1	2	1	0	1	2
	GILA RIVER	85	2	0	0	7	10	10	16	13	27
	HAVASUPAI	3	0	0	0	0	0	0	1	0	2
	HOPI	61	0	0	0	3	5	3	6	7	37
	HUALAPAI	5	0	0	0	0	1	1	1	1	1
	KAIBAB	2	0	0	0	1	0	1	0	0	0
	NAVAJO	496	14	8	6	27	31	65	46	50	249
	SALT RIVER	25	2	1	0	0	4	2	4	6	6
	SAN CARLOS	54	1	0	2	8	3	7	8	8	17
	SAN XAVIER	9	0	0	0	0	0	1	2	1	5
	TOHONO O'ODHAM	87	1	3	2	4	8	13	9	20	27
	TOTAL	911	24	13	11	56	70	117	108	119	393
Resided off reservation	---in Maricopa County	269	13	4	4	13	25	37	51	38	84
	---in Pima County	102	4	1	1	5	9	10	15	17	40
	---in Coconino County	26	1	0	1	0	1	8	3	7	5
	---elsewhere in Arizona	258	7	3	5	20	18	29	26	40	110
		TOTAL	655	25	8	11	38	53	84	95	102

**4.2
AGE-SPECIFIC MORTALITY AMONG MALES IN 1999**

		TOTAL	Age group								
			<1	1-4	5-14	15-24	25-34	35-44	45-54	55-64	65+
TOTAL		866	24	14	8	75	85	137	122	117	284
Resided on reservation	AK CHIN	4	0	0	0	1	1	0	1	0	1
	COLORADO RIVER	14	1	0	0	0	0	2	5	3	3
	FORT APACHE	27	0	0	1	4	3	3	5	3	8
	FORT McDOWELL	6	0	0	0	1	1	1	0	1	2
	GILA RIVER	46	1	0	0	5	8	5	9	8	10
	HAVASUPAI	3	0	0	0	0	0	0	1	0	2
	HOPI	35	0	0	0	1	5	2	4	5	18
	HUALAPAI	2	0	0	0	0	1	1	0	0	0
	KAIBAB	2	0	0	0	1	0	1	0	0	0
	NAVAJO	282	5	5	2	25	22	48	33	31	111
	SALT RIVER	11	0	1	0	0	4	2	0	1	3
	SAN CARLOS	31	0	0	0	6	2	6	5	5	7
	SAN XAVIER	4	0	0	0	0	0	1	0	1	2
	TOHONO O'ODHAM	48	1	2	1	3	6	9	5	10	11
	TOTAL	515	8	8	4	47	53	81	68	68	178
Resided off reservation	---in Maricopa County	146	9	2	1	11	14	26	28	19	36
	---in Pima County	44	2	1	0	4	4	3	9	6	15
	---in Coconino County	14	1	0	1	0	1	5	2	2	2
	---elsewhere in Arizona	147	4	3	2	13	13	22	15	22	53
		TOTAL	351	16	6	4	28	32	56	54	49

4.3
AGE-SPECIFIC MORTALITY AMONG FEMALES IN 1999

		TOTAL	Age group								
			<1	1-4	5-14	15-24	25-34	35-44	45-54	55-64	65+
TOTAL		699	24	7	14	19	38	64	81	104	348
Resided on reservation	AK CHIN	1	0	0	0	0	0	0	1	0	0
	COLORADO RIVER	8	1	0	0	0	1	3	1	0	2
	FORT APACHE	23	2	1	0	0	1	5	2	6	6
	FORT McDOWELL	1	0	0	0	0	1	0	0	0	0
	GILA RIVER	39	1	0	0	2	2	5	7	5	17
	HOPI	26	0	0	0	2	0	1	2	2	19
	HUALAPAI	3	0	0	0	0	0	0	1	1	1
	NAVAJO	213	8	3	4	2	9	17	13	19	138
	SALT RIVER	14	2	0	0	0	0	0	4	5	3
	SAN CARLOS	23	1	0	2	2	1	1	3	3	10
	SAN XAVIER	5	0	0	0	0	0	0	2	0	3
	TOHONO O'ODHAM	39	0	1	1	1	2	4	4	10	16
	TOTAL	395	15	5	7	9	17	36	40	51	215
Resided off reservation	---in Maricopa County	123	4	2	3	2	11	11	23	19	48
	---in Pima County	58	2	0	1	1	5	7	6	11	25
	---in Coconino County	12	0	0	0	0	0	3	1	5	3
	---elsewhere in Arizona	111	3	0	3	7	5	7	11	18	57
	TOTAL	304	9	2	7	10	21	28	41	53	133



CAUSE-SPECIFIC MORTALITY

4.4
DEATHS FROM CAUSES SELECTED* AS INDICATORS FOR
MONITORING PROGRESS TOWARD THE YEAR 2000 OBJECTIVES (1999 STATUS)

		TOTAL	Cardio-vascular Disease	- Motor Vehicle -Related	- Lung Cancer	- Female Breast Cancer	Homicide	Suicide	Work-related injury**
TOTAL		1566	302	170	15	9	49	43	2
Resided on reservation	AK CHIN	5	1	0	0	0	0	1	0
	COLORADO RIVER	22	9	0	0	0	0	0	0
	FORT APACHE	50	9	4	2	0	0	2	1
	FORT McDOWELL	7	1	0	0	0	0	1	0
	GILA RIVER	85	16	14	0	0	5	2	1
	HAVASUPAI	3	1	0	0	0	0	0	0
	HOPI	61	11	4	0	0	1	2	0
	HUALAPAI	5	1	1	0	0	0	0	0
	KAIBAB	2	0	0	0	0	0	0	0
	NAVAJO	496	92	64	1	5	12	14	0
	SALT RIVER	25	3	1	0	0	2	1	0
	SAN CARLOS	54	12	10	1	0	1	0	0
	SAN XAVIER	9	1	0	1	0	0	0	0
	TOHONO O'ODHAM	87	11	11	1	0	3	3	0
	TOTAL	911	168	109	6	5	24	26	2
Resided off reservation	---in Maricopa County	269	53	20	5	0	12	5	0
	---in Pima County	102	18	6	2	1	2	5	0
	---in Coconino County	26	8	2	0	1	1	0	0
	---elsewhere in Arizona	258	55	33	2	2	10	7	0
	TOTAL	655	134	61	9	4	25	17	0

* Centers for Disease Control: Consensus set of health status indicators for the general assessment of community health, United States. MMWR 40(27): 449-51, 1991

** Non-motor vehicle.

**4.5
LEADING CAUSES OF DEATH IN 1999**

	Resided on reservation														Resided off reservation				
	TOTAL	AK CHIN	COLORADO RIVER	FORT APACHE	FORT McDOWELL	GILA RIVER	HAVASUPAI	HOPI	HUALAPAI	KAIBAB	NAVAJO	SALT RIVER	SAN CARLOS	SAN XAVIER	TOHONO O'ODHAM	---in Maricopa County	---in Pima County	---in Coconino County	---elsewhere in Arizona
TOTAL	1566	5	22	50	7	85	3	61	5	2	496	25	54	9	87	269	102	26	258
Unintentional injury	281	1	0	8	0	18	2	9	1	0	99	3	12	0	14	42	18	6	48
- Motor Vehicle-Related	170	0	0	4	0	14	0	4	1	0	64	1	10	0	11	20	6	2	33
- Falls	20	1	0	0	0	1	0	2	0	0	5	1	0	0	0	4	2	1	3
- Drowning	12	0	0	0	0	1	2	0	0	0	3	1	1	0	0	4	0	0	0
Diseases of Heart	225	0	9	7	1	12	1	8	1	0	64	1	8	0	10	41	14	7	41
Malignant Neoplasms	154	0	0	7	0	2	0	8	0	0	44	0	9	3	5	25	13	6	32
Diabetes	121	0	0	0	0	12	0	9	1	1	34	2	1	0	17	16	12	0	16
Alcoholism	81	0	3	5	2	6	0	3	0	0	17	4	6	1	5	18	3	0	8
Pneumonia/Influenza	74	0	1	5	0	2	0	4	0	0	24	0	2	1	3	16	6	0	10
Homicide	49	0	0	0	0	5	0	1	0	0	12	2	1	0	3	12	2	1	10
Suicide	43	1	0	2	1	2	0	2	0	0	14	1	0	0	3	5	5	0	7
Cerebrovascular Disease	49	0	0	2	0	2	0	3	0	0	18	2	2	0	1	8	3	1	7
Infectious & Parasitic Diseases	56	1	0	1	0	1	0	1	0	0	21	1	2	0	3	14	4	0	7
- HIV Infection	8	0	0	0	0	0	0	0	0	0	0	0	1	0	0	5	0	0	2
- Septicemia	34	1	0	1	0	1	0	1	0	0	17	1	1	0	2	5	1	0	3
Ill Defined Conditions	30	0	2	1	0	2	0	4	1	0	9	1	0	0	3	2	0	0	5
Congenital Anomalies	15	0	1	0	0	0	0	0	0	0	3	1	0	0	1	5	2	0	2
Chronic Obstructive Pulmonary Disease	22	0	1	0	0	0	0	1	0	0	6	0	0	0	2	2	2	0	8
Diseases of Arteries	8	0	0	0	0	0	0	0	0	0	4	0	1	1	0	0	0	0	2
Perinatal Conditions	19	0	0	2	0	1	0	0	0	0	5	0	1	0	0	7	0	1	2
Atherosclerosis	8	0	0	0	0	1	0	0	0	0	0	0	1	0	0	3	0	0	3

4.6
LEADING CAUSES OF DEATH AMONG MALES IN 1999

	TOTAL	Resided on reservation														Resided off reservation					
		AK CHIN	COLORADO RIVER	FORT APACHE	FORT McDOWELL	GILA RIVER	HAVASUPAI	HOPI	HUALAPAI	KAIBAB	NAVAJO	SALT RIVER	SAN CARLOS	SAN XAVIER	TOHONO O'ODHAM	TOTAL	---in Maricopa County	---in Pima County	---in Coconino County	---elsewhere in Arizona	TOTAL
TOTAL	866	4	14	27	6	46	3	35	2	2	282	11	31	4	48	515	146	44	14	147	351
Unintentional injury	197	1	0	7	0	12	2	7	1	0	73	3	7	0	8	121	28	8	4	36	76
- Motor Vehicle-Related	120	0	0	4	0	9	0	3	1	0	49	1	6	0	5	78	15	3	1	23	42
- Falls	12	1	0	0	0	0	0	1	0	0	4	1	0	0	0	7	3	0	0	2	5
- Drowning	9	0	0	0	0	1	2	0	0	0	2	1	1	0	0	7	2	0	0	0	2
Diseases of Heart	133	0	7	4	1	6	1	5	0	0	43	0	5	0	6	78	20	6	4	25	55
Malignant Neoplasms	75	0	0	5	0	0	0	5	0	0	15	0	6	2	3	36	13	5	3	18	39
Diabetes	45	0	0	0	0	5	0	4	0	1	19	0	0	0	6	35	4	2	0	4	10
Alcoholism	57	0	2	4	1	3	0	1	0	0	14	2	4	1	3	35	12	3	0	7	22
Pneumonia/Influenza	40	0	1	2	0	1	0	1	0	0	10	0	0	1	2	18	11	4	0	7	22
Homicide	32	0	0	0	0	4	0	1	0	0	8	2	1	0	2	18	7	1	1	5	14
Suicide	34	1	0	1	1	1	0	2	0	0	13	1	0	0	3	23	3	3	0	5	11
Cerebrovascular Disease	20	0	0	1	0	0	0	1	0	0	7	1	2	0	0	12	4	1	0	3	8
Infectious & Parasitic Diseases	28	0	0	1	0	1	0	0	0	0	10	0	1	0	2	15	9	1	0	3	13
- HIV Infection	7	0	0	0	0	0	0	0	0	0	0	0	1	0	0	1	5	0	0	1	6
- Septicemia	15	0	0	1	0	1	0	0	0	0	9	0	0	0	1	12	1	1	0	1	3
Ill Defined Conditions	21	0	1	0	0	2	0	3	1	0	8	0	0	0	2	17	1	0	0	3	4
Congenital Anomalies	7	0	0	0	0	0	0	0	0	0	1	0	0	0	1	2	3	1	0	1	5
Chronic Obstructive Pulmonary Disease	7	0	0	0	0	0	0	1	0	0	0	0	0	0	1	2	1	2	0	2	5
Diseases of Arteries	2	0	0	0	0	0	0	0	0	0	1	0	1	0	0	2	0	0	0	0	0
Perinatal Conditions	9	0	0	0	0	0	0	0	0	0	1	0	0	0	0	1	5	0	1	2	8
Atherosclerosis	3	0	0	0	0	0	0	0	0	0	0	0	0	0	0	0	1	0	0	2	3

**4.7
LEADING CAUSES OF DEATH AMONG FEMALES IN 1999**

	TOTAL	Resided on reservation												Resided off reservation					
		AK CHIN	COLORADO RIVER	FORT APACHE	FORT McDOWELL	GILA RIVER	HOP I	HUALAPAI	NAVAJO	SALT RIVER	SAN CARLOS	SAN XAVIER	TOHONO O'ODHAM	TOTAL	---in Maricopa County	---in Pima County	---in Coconino County	---elsewhere in Arizona	TOTAL
TOTAL	699	1	8	23	1	39	26	3	213	14	23	5	39	395	123	58	12	111	304
Diseases of Heart	92	0	2	3	0	6	3	1	21	1	3	0	4	44	21	8	3	16	48
Unintentional injury	84	0	0	1	0	6	2	0	26	0	5	0	6	46	14	10	2	12	38
- Motor Vehicle-Related	50	0	0	0	0	5	1	0	15	0	4	0	6	31	5	3	1	10	19
- Falls	8	0	0	0	0	1	1	0	1	0	0	0	0	3	1	2	1	1	5
- Drowning	3	0	0	0	0	0	0	0	1	0	0	0	0	1	2	0	0	0	2
Malignant Neoplasms	79	0	0	2	0	2	3	0	29	0	3	1	2	42	12	8	3	14	37
Diabetes	76	0	0	0	0	7	5	1	15	2	1	0	11	42	12	10	0	12	34
Pneumonia/Influenza	34	0	0	3	0	1	3	0	14	0	2	0	1	24	5	2	0	3	10
Alcoholism	24	0	1	1	1	3	2	0	3	2	2	0	2	17	6	0	0	1	7
Cerebrovascular Disease	29	0	0	1	0	2	2	0	11	1	0	0	1	18	4	2	1	4	11
Infectious & Parasitic Diseases	28	1	0	0	0	0	1	0	11	1	1	0	1	16	5	3	0	4	12
- HIV Infection	1	0	0	0	0	0	0	0	0	0	0	0	0	0	0	0	0	1	1
- Septicemia	19	1	0	0	0	0	1	0	8	1	1	0	1	13	4	0	0	2	6
Ill Defined Conditions	8	0	1	1	0	0	1	0	0	1	0	0	1	5	1	0	0	2	3
Homicide	17	0	0	0	0	1	0	0	4	0	0	0	1	6	5	1	0	5	11
Congenital Anomalies	8	0	1	0	0	0	0	0	2	1	0	0	0	4	2	1	0	1	4
Suicide	9	0	0	1	0	1	0	0	1	0	0	0	0	3	2	2	0	2	6
Diseases of Arteries	6	0	0	0	0	0	0	0	3	0	0	1	0	4	0	0	0	2	2
Chronic Obstructive Pulmonary Disease	15	0	1	0	0	0	0	0	6	0	0	0	1	8	1	0	0	6	7
Perinatal Conditions	10	0	0	2	0	1	0	0	4	0	1	0	0	8	2	0	0	0	2
Atherosclerosis	5	0	0	0	0	1	0	0	0	0	1	0	0	2	2	0	0	1	3



LEADING CAUSES OF DEATH BY AGE GROUP FOR SELECTED INDIAN NATIONS

4.8
LEADING CAUSES OF DEATH BY AGE GROUP AMONG RESIDENTS
OF NAVAJO TRIBAL COMMUNITIES IN 1999

	TOTAL	Age group								
		<1	1-4	5-14	15-24	25-34	35-44	45-54	55-64	65+
TOTAL	496	14	8	6	27	31	65	46	50	249
Unintentional injury	99	0	6	2	18	14	27	13	7	12
- Motor Vehicle-Related	64	0	3	1	17	10	20	7	2	4
- Falls	5	0	0	0	1	1	0	0	1	2
- Drowning	3	0	1	0	0	0	0	1	1	0
Diseases of Heart	64	0	1	0	1	0	3	6	10	43
Malignant Neoplasms	44	0	1	0	1	0	3	4	8	27
Diabetes	34	0	0	0	0	0	2	4	8	20
Alcoholism	17	0	0	0	0	2	10	1	3	1
Pneumonia/Influenza	24	1	0	0	1	0	1	1	1	19
Homicide	12	0	0	0	0	4	4	3	0	1
Suicide	14	0	0	1	2	5	3	2	1	0
Cerebrovascular Disease	18	1	0	0	0	1	0	0	1	15
Infectious & Parasitic Diseases	21	2	0	1	0	0	2	3	3	10
- Septicemia	17	1	0	1	0	0	2	2	2	9
Ill Defined Conditions	9	2	0	0	2	0	0	2	1	2
Congenital Anomalies	3	2	0	0	0	0	0	0	0	1
Chronic Obstructive Pulmonary Disease	6	0	0	0	0	0	0	1	1	4
Diseases of Arteries	4	0	0	0	0	0	0	0	0	4
Perinatal Conditions	5	5	0	0	0	0	0	0	0	0

**4.9
LEADING CAUSES OF DEATH BY AGE GROUP AMONG
RESIDENTS OF HOPI TRIBAL COMMUNITIES IN 1999**

	TOTAL	Age group					
		15-24	25-34	35-44	45-54	55-64	65+
TOTAL	61	3	5	3	6	7	37
Unintentional injury	9	2	1	0	1	2	3
- Motor Vehicle -Related	4	2	0	0	1	0	1
- Falls	2	0	0	0	0	0	2
Diseases of Heart	8	0	0	0	0	1	7
Malignant Neoplasms	8	0	0	1	1	1	5
Diabetes	9	0	0	0	0	2	7
Alcoholism	3	0	1	1	1	0	0
Pneumonia/Influenza	4	0	0	0	0	1	3
Homicide	1	0	0	0	1	0	0
Suicide	2	0	2	0	0	0	0
Cerebrovascular Disease	3	1	0	0	0	0	2
Infectious & Parasitic Diseases	1	0	0	0	0	0	1
- Septicemia	1	0	0	0	0	0	1
Ill Defined Conditions	4	0	1	0	0	0	3
Chronic Obstructive Pulmonary Disease	1	0	0	0	0	0	1

**4.10
LEADING CAUSES OF DEATH BY AGE GROUP AMONG RESIDENTS
OF FORT APACHE TRIBAL COMMUNITIES IN 1999**

	TOTAL	Age group								
		<1	1-4	5-14	15-24	25-34	35-44	45-54	55-64	65+
TOTAL	50	2	1	1	4	4	8	7	9	14
Unintentional injury	8	0	0	0	4	1	0	2	1	0
- Motor Vehicle-Related	4	0	0	0	4	0	0	0	0	0
Diseases of Heart	7	0	0	0	0	0	0	1	1	5
Malignant Neoplasms	7	0	0	1	0	0	0	0	3	3
Alcoholism	5	0	0	0	0	1	1	1	2	0
Pneumonia/Influenza	5	0	0	0	0	0	1	2	0	2
Suicide	2	0	0	0	0	1	1	0	0	0
Cerebrovascular Disease	2	0	0	0	0	0	0	0	1	1
Infectious & Parasitic Diseases	1	0	0	0	0	0	1	0	0	0
- Septicemia	1	0	0	0	0	0	1	0	0	0
Ill Defined Conditions	1	0	0	0	0	0	0	0	0	1
Perinatal Conditions	2	2	0	0	0	0	0	0	0	0

4.11
LEADING CAUSES OF DEATH BY AGE GROUP AMONG RESIDENTS
OF GILA RIVER TRIBAL COMMUNITIES IN 1999

	TOTAL	Age group						
		<1	15-24	25-34	35-44	45-54	55-64	65+
TOTAL	85	2	7	10	10	16	13	27
Unintentional injury	18	0	4	7	2	4	1	0
- Motor Vehicle -Related	14	0	4	4	2	3	1	0
- Falls	1	0	0	0	0	1	0	0
- Drowning	1	0	0	1	0	0	0	0
Diseases of Heart	12	0	0	0	0	1	1	10
Malignant Neoplasms	2	0	0	0	0	0	0	2
Diabetes	12	0	0	0	0	2	2	8
Alcoholism	6	0	0	0	3	0	3	0
Pneumonia/Influenza	2	0	0	0	0	0	1	1
Homicide	5	0	1	2	2	0	0	0
Suicide	2	0	0	1	1	0	0	0
Cerebrovascular Disease	2	0	0	0	0	0	1	1
Infectious & Parasitic Diseases	1	0	0	0	0	1	0	0
- Septicemia	1	0	0	0	0	1	0	0
Ill Defined Conditions	2	1	0	0	0	1	0	0
Perinatal Conditions	1	1	0	0	0	0	0	0
Atherosclerosis	1	0	0	0	0	0	0	1

4.12
LEADING CAUSES OF DEATH BY AGE GROUP AMONG RESIDENTS
OF SALT RIVER TRIBAL COMMUNITIES IN 1999


	TOTAL	Age group						
		<1	1-4	25-34	35-44	45-54	55-64	65+
TOTAL	25	2	1	4	2	4	6	6
Unintentional injury	3	0	1	1	0	0	0	1
- Motor Vehicle-Related	1	0	0	1	0	0	0	0
- Falls	1	0	0	0	0	0	0	1
- Drowning	1	0	1	0	0	0	0	0
Diseases of Heart	1	0	0	0	0	1	0	0
Diabetes	2	0	0	0	0	0	2	0
Alcoholism	4	0	0	0	1	1	1	1
Homicide	2	0	0	2	0	0	0	0
Suicide	1	0	0	1	0	0	0	0
Cerebrovascular Disease	2	0	0	0	1	0	0	1
Infectious & Parasitic Diseases	1	0	0	0	0	0	1	0
- Septicemia	1	0	0	0	0	0	1	0
Ill Defined Conditions	1	1	0	0	0	0	0	0
Congenital Anomalies	1	1	0	0	0	0	0	0

4.14
LEADING CAUSES OF DEATH BY AGE GROUP AMONG RESIDENTS
OF TOHONO O'ODHAM TRIBAL COMMUNITIES IN 1999

	TOTAL	Age group								
		<1	1-4	5-14	15-24	25-34	35-44	45-54	55-64	65+
TOTAL	87	1	3	2	4	8	13	9	20	27
Unintentional injury	14	0	2	2	2	1	4	1	1	1
- Motor Vehicle-Related	11	0	2	2	2	1	2	1	1	0
Diseases of Heart	10	0	0	0	0	0	0	2	0	8
Malignant Neoplasms	5	0	0	0	0	1	1	0	1	2
Diabetes	17	0	0	0	0	0	2	2	3	10
Alcoholism	5	0	0	0	0	0	0	3	1	1
Pneumonia/Influenza	3	0	0	0	0	0	1	0	2	0
Homicide	3	0	0	0	1	2	0	0	0	0
Suicide	3	0	0	0	1	2	0	0	0	0
Cerebrovascular Disease	1	0	0	0	0	0	0	0	0	1
Infectious & Parasitic Diseases	3	0	0	0	0	0	1	1	1	0
- Septicemia	2	0	0	0	0	0	1	0	1	0
Ill Defined Conditions	3	0	0	0	0	1	1	0	1	0
Congenital Anomalies	1	1	0	0	0	0	0	0	0	0
Chronic Obstructive Pulmonary Disease	2	0	0	0	0	0	0	0	1	1

4.15
LEADING CAUSES OF DEATH BY AGE GROUP AMONG AMERICAN INDIANS WHO
RESIDED OFF RESERVATION IN 1999

	TOTAL	Age group								
		<1	1-4	5-14	15-24	25-34	35-44	45-54	55-64	65+
TOTAL	655	25	8	11	38	53	84	95	102	239
Unintentional injury	114	3	5	6	17	20	20	21	10	12
- Motor Vehicle-Related	61	0	2	4	12	12	10	9	8	4
- Falls	10	0	0	0	1	1	1	1	1	5
- Drowning	4	0	1	0	0	1	0	2	0	0
-Diseases of Heart	103	2	0	0	1	3	8	10	25	54
Malignant Neoplasms	76	0	0	1	0	2	7	12	13	41
Diabetes	44	0	0	0	0	1	4	4	13	22
Alcoholism	29	0	0	0	0	0	9	11	5	4
Pneumonia/Influenza	32	1	0	1	2	3	6	3	3	13
Homicide	25	0	1	0	6	7	4	5	1	1
Suicide	17	0	0	0	5	4	2	3	2	1
Cerebrovascular Disease	19	0	0	0	0	1	2	2	3	11
Infectious & Parasitic Diseases	25	1	0	0	1	1	10	4	4	4
- HIV Infection	7	0	0	0	0	1	4	2	0	0
- Septicemia	9	1	0	0	0	0	2	1	3	2
Ill Defined Conditions	7	3	1	0	0	0	2	0	0	1
Congenital Anomalies	9	4	1	1	1	0	0	1	1	0
Chronic Obstructive Pulmonary Disease	12	0	0	0	0	0	1	0	3	8
Diseases of Arteries	2	0	0	1	0	0	0	0	0	1
Perinatal Conditions	10	9	0	1	0	0	0	0	0	0
Atherosclerosis	6	0	0	0	0	0	0	1	0	5



TECHNICAL NOTES

Sources of Data

The charts in Sections I and II are based on rates and ratios published in the **Arizona Health Status and Vital Statistics** annual report.

Information on live births and deaths in Sections III and IV is compiled from the original documents filed with the Arizona Department of Health Services', Office of Vital Records and from transcripts of original certificates filed in other states but affecting Arizona residents. (Copies of certificates for births and deaths occurring to Arizona residents outside the United States are not sent to Arizona).

Population denominators for American Indians by place of residence in Arizona were not available for 1999.

Definitions

Rates

Rate is a measure of the frequency of some event in relation to a unit of population during a specified time period such as a year; events in the numerator of the year occur to individuals in the denominator. Rates express the likelihood (or risk) of the event in the specified population during a particular time and are generally expressed as units of population in the denominator (per 1,000, per 100,000 and so forth).

Terms Related to Reproductive Health*

Birth or Live Birth - The complete expulsion or extraction from its mother of a product of human conception, irrespective of the duration of pregnancy which, after such expulsion or extraction, breaths or shows any other evidence of life such as beating of the heart, pulsation of the umbilical cord or definite movement of voluntary muscles, whether or not the umbilical cord has been cut or the placenta is attached.

*See "Standard Terminology for Reporting Reproductive Health in the United States". Public Health Reports, Vol.103, No.5. September-October 1988.

Birth weight - The weight of a neonate determined immediately after delivery or as soon thereafter as possible.

Infant death - Any death at any time from birth up to, but not including, the first year of age (364 days, 23 hours, 59 minutes from the moment of birth).

Infant mortality rate - Number of infant deaths per 1,000 live births.

Low-birthweight - Prior to 1990: any neonate whose weight at birth is 2,500 grams or less. Beginning in 1990: any neonate weighing less than 2,500 grams at birth (less than 5 pounds 8 ounces).

Neonatal death - Death of a liveborn neonate before the neonate becomes 28 days old (up to and including 27 days, 23 hours, 59 minutes from the moment of birth).

Neonatal mortality rate - Number of neonatal deaths per 1,000 live births.

Postneonatal death - Any death of a liveborn infant at least 28 days of age but less than one year of age.

Postneonatal mortality rate - Number of postneonatal deaths per 1,000 live births.

Very Low-Birthweight - Any neonate whose weight at birth is 1,500 grams or less (less than 3 pounds 5 ounces).

Terms Related to Mortality

Age-adjusted mortality rates - Because mortality from most causes of death occurs predominately among the elderly, a population group with a larger proportion of older persons would have a higher mortality rate. The "age-adjustment" removes the effect of the age differences among sub-populations by placing them all in a population with a standard age distribution. All age-adjusted mortality rates in this report were computed by the direct method, that is by applying the age-specific death rates to the standard population distributed by age. The total U.S. population as enumerated in 1940 was used as the standard. The age-adjusted mortality rates in this report are based on the following nine age groups:

Age	Population per million
All ages	1,000,000
Under 1 year	15,343
1-4 years	64,718
5-14 years	170,335
15-24 years	181,677
25-34 years	162,066
35-44 years	139,237
45-54 years	117,811
55-64 years	80,294
65 years and over	68,499

Age-specific mortality - Number of deaths in a specific age group during a calendar year.

Cause of death - For the purpose of national mortality statistics, every death is attributed to one underlying condition, based on information reported on the death certificate and utilizing the international rules for selecting the underlying cause of death from the reported conditions.

Cause-specific mortality - Number of deaths from a specified cause during a calendar year.

Classification of causes of death - The cause of death used in this report is the underlying cause classified according to the *International Classification of Diseases, Injuries and Causes of Death*. Listed below are categories and International Classification of Diseases (ICD) codes for selected causes of mortality presented in this report.

Alcoholism: 291, 303, 571.0-571.3

Alzheimer's Disease: 331.0

Breast Cancer in women: 174

Cerebrovascular Disease (Stroke): 430-438

Chronic Obstructive Pulmonary Disease (COPD): 490-496

Cirrhosis: 571

Diabetes Mellitus: 250

Diseases of Heart: 390-398, 402, 404-429

Drowning: 830, 832, 910

HIV Infection: 042-044

Homicide and legal intervention: 960-978

Infectious and parasitic diseases: 001-139

Injuries Not Related to Motor Vehicles: 800-807, 826-949

Injuries, Unintentional: 800-949

Lung Cancer: 162.2-162.9

Malignant Neoplasms (cancers): 140-208

Motor Vehicle-Related Injuries: 810-825

Pneumonia and Influenza: 480-487

Septicemia: 038

Suicide: 950-959

Medical Terms Used on the Birth Certificate

Medical risk factors for this pregnancy

Anemia - Hemoglobin level of less than 10.0 g/dL during pregnancy, or hematocrit of less than 30 percent during pregnancy.

Cardiac disease - Disease of the heart.

Acute or chronic lung disease - Disease of the lungs during pregnancy.

Diabetes - Metabolic disorder characterized by excessive discharge of urine and persistent thirst; includes juvenile onset, adult onset and gestational diabetes during pregnancy.

Genital herpes - Infection of the skin of the genital area by herpes simplex virus.

Hydramnios/Oligohydramnios - Any noticeable excess (hydramnios) or lack (oligohydramnios) of amniotic fluid.

Hemoglobinopathy - A blood disorder caused by alteration in the genetically determined molecular structure of hemoglobin (for example, sickle cell anemia).

Hypertension, chronic - Blood pressure persistently greater than 140/90, diagnosed prior to onset of pregnancy or before the 20th week of gestation.

Hypertension, pregnancy-associated - An increase in blood pressure of at least 30 mm hg systolic or 15 mm hg diastolic on two measurements taken 6 hours apart after the 20th week of gestation.

Eclampsia - The occurrence of convulsions and/or coma unrelated to other cerebral conditions in women with signs and symptoms of preeclampsia.

Incompetent cervix - Characterized by painless dilation of the cervix in the second trimester or early in the third trimester of pregnancy, with premature expulsion of membranes through cervix and ballooning of the membranes into vagina, followed by rupture of the membrane and subsequent expulsion of the fetus.

Previous infant 4,000+ grams - The birthweight of a previous live-born child was over 4,000 grams (8lbs.14oz.).

Previous preterm or small-for-gestational-age-infant - Previous birth of an infant prior to term (before 37 completed weeks of gestation) or of an infant weighing less than the 10th percentile for gestational age using a standard weight for age chart.

Renal disease - Kidney disease.

Rh Sensitization - The process or state of becoming sensitized to the Rh factor as when an Rh-negative woman is pregnant with an Rh-positive fetus.

Uterine bleeding - Any clinically significant bleeding during the pregnancy taking into consideration the stage of pregnancy; any second or third trimester bleeding or third trimester bleeding of the uterus prior to the onset of labor.

Complications of labor and/or delivery

Febrile - A fever greater than 100 degrees F. or 38 degrees C. occurring during labor and/or delivery.

Meconium, moderate/heavy - Meconium consists of undigested debris from swallowed amniotic fluid, various products of secretion and shedding by the gastrointestinal tract, moderate to heavy amounts of meconium in the amniotic fluid noted during labor and/or delivery.

Premature rupture of membranes (more than 12 hours) - Rupture of membranes at any time during pregnancy and more than 12 hours before the onset of labor.

Abruptio placenta - Premature separation of normally implanted placenta from the uterus.

Placenta previa - Implantation of the placenta over or near the internal opening of the cervix.

Other excessive bleeding - The loss of significant amount of blood from conditions other than abruptio placenta or placenta previa.

Seizures during labor - Maternal seizures occurring during labor from any cause.

Precipitous labor (less than 3 hours) - Extremely rapid labor and delivery lasting less than 3 hours.

Prolonged labor (more than 20 hours) -

Abnormally slow progress of labor lasting more than 20 hours.

Dysfunctional labor - Failure to progress in a normal pattern of labor.

Breech/Malpresentation - At birth, the presentation of the fetal buttocks, rather than the head or other malpresentation.

Cephalopelvic disproportion - The relationship of the size, presentation and position of the fetal head to the maternal pelvis, which prevents dilation of the cervix and/or descent of the fetal head.

Cord prolapse - Premature expulsion of the umbilical cord in labor before the fetus is delivered.

Anesthetic complications - Any complication during labor and/or delivery brought on by an anesthetic agent or agents.

Fetal distress - Signs indicating fetal hypoxia (deficiency in amount of oxygen reaching fetal tissues).

Abnormal conditions of the newborn

Anemia - Hemoglobin level of less than 13.0 g/dL, or a hematocrit of less than 39 percent.

Birth injury - Impairment of the infant's body function or structure due to adverse influences that occurred at birth.

Fetal alcohol syndrome - A syndrome of altered prenatal growth and development occurring in infants born of women who consumed excessive amounts of alcohol during pregnancy.


Hyaline membrane disease/RDS - A disorder primarily of prematurity, manifested clinically by respiratory distress and pathologically by pulmonary hyaline membranes and incomplete expansion of the lungs at birth.

Meconium aspiration syndrome - Aspiration of meconium by the fetus or newborn, affecting the lower respiratory system.

Assisted ventilation (less than 30 minutes) - A mechanical method of assisting respiration for newborns with respiratory failure.

Assisted ventilation (30 minutes or more) - Newborn placed on assisted ventilation for 30 minutes or longer.

Seizures - A seizure of any etiology.



COMMUNITIES ON INDIAN RESERVATIONS IN ARIZONA

COMMUNITIES ON INDIAN RESERVATIONS IN ARIZONA

RESERVATION	COUNTY	COMMUNITY CODE*	COMMUNITY NAME
AK CHIN	PINAL	11059	AK CHIN
		11060	AK CHIN INDIAN RESERVATION/NOS**
CAMP VERDE	YAVAPAI	13079	CAMP VERDE INDIAN RESERVATION/NOS
		13080	MIDDLE VERDE
COCOPAH	YUMA	14024	COCOPAH INDIAN RESERVATION
COLORADO RIVER	LA PAZ	15003	PARKER
		15023	COLORADO RIVER INDIAN RESERVATION/NOS
		15024	POSTON
		15025	PARKER VALLEY
		15026	MOHAVE TRIBAL CEMETERY
FORT APACHE	APACHE	01024	FORT APACHE INDIAN RESERVATION/NOS
		01025	HAWLEY LAKE
		01026	MAVERICK
		01027	M McNARY
	GILA	04031/04036/04037	FORT APACHE INDIAN RESERVATION/NOS
		04032	AMOS WASH
		04033	CANYON DAY
		04034	CARRIZO
		04035	CEDAR CREEK
		04038	WARRIOR CANYON
	NAVAJO	09063/09064	FORT APACHE INDIAN RESERVATION/NOS
		09065	CHINO SPRINGS
		09066/09079	CIBECUE
		09067	DEER SPRINGS
		09068	DIAMOND CREEK
09069		EAST FORK	
09070		FORT APACHE	
09071		INDIAN PINE	
09072		HONDAH	
09073		M McNARY	
09074		NORTH FORK	
09075	SEVEN MILE		

COMMUNITIES ON INDIAN RESERVATIONS IN ARIZONA

RESERVATION	COUNTY	COMMUNITY CODE*	COMMUNITY NAME
FORT APACHE (CONTINUED)		09076	WHITERIVER
		09077	RAINBOW CITY
		09078	CASTLE BUTTE
FORT McDOWELL	MARICOPA	07107	FORT McDOWELL
		07108	FORT McDOWELL INDIAN RESERVATION/NOS
FORT MOHAVE	MOHAVE	08048	FORT MOHAVE
FORT YUMA	YUMA	14023	FORT YUMA
GILA RIVER	MARICOPA	07021	FIREBIRD LAKE
		07103	GILA RIVER INDIAN RESERVATION/NOS
		07104	GILA CROSSING
		07105	SAINT JOHNS
		07106	KOMATKE
	PINAL	11061/11065	GILA RIVER INDIAN RESERVATION/NOS
		11062	BAPCHULE
		11063	BLACKWATER
		11064	CASA BLANCA
		11066	LOWER SANTAN
		11067	OLBERG
		11068	PROGRESSIVE COLONY
		11069	SACATON
		11070	SANTAN
		11071	SOUTH GOODYEAR
		11072	STOTONIC
		11073	UPPER SANTAN
		11074	SNAKETOWN
		11075	LONG BUTTE
	11076	WETCAMP	
	11077	WEST CHANDLER	
	11078	SWEETWATER	
	11079	GILA RIVER INDIAN COMMUNITY (GRIC)	
	11081	COCLEBURR	
	11083	JACKRABBIT	

COMMUNITIES ON INDIAN RESERVATIONS IN ARIZONA

RESERVATION	COUNTY	COMMUNITY CODE*	COMMUNITY NAME
HAVASUPAI	COCONINO	03059	SUPAI
		03060	HAVASUPAI INDIAN RESERVATION/NOS
HOPI	COCONINO	03061	HOPI INDIAN RESERVATION/NOS
		03071	MOENCOPI
		03083	MOENAVE
	NAVAJO	09026	HOPI INDIAN RESERVATION/NOS
		09027/09028	BACAVI
		09035	HANO
		09037	HOTEVILLA
		09040	KEAMS CANYON
		09042	MISHONGNOVI
		09043/09094	KYKOTSMOVI VILLAGE
		09044	OLD ORAIBI
		09045	ORAIBI
		09047	POLACCA
		09050	SECOND MESA
		09051/09052/09056	SHIPAULOVI
		09053/09054	SHONGOPOVI
		09055	SICHOMOVI
09058	SNOWBIRD		
09060	WALPI		
HUALAPAI	COCONINO	03057	HUALAPAI INDIAN RESERVATION/NOS
		03058	FRAZIERS WELL
	MOHAVE	08054	PEACH SPRINGS INDIAN RESERVATION/NOS
		08055	PEACH SPRINGS
		08059	VALENTINE INDIAN RESERVATION/NOS
08060	VALENTINE		
KAIBAB	COCONINO	03056	KAIBAB INDIAN RESERVATION/NOS
	MOHAVE	08049	KAIBAB INDIAN RESERVATION/NOS
		08051	KAIBAB
		08052	MOCCASIN
		08053	SIX MILE

COMMUNITIES ON INDIAN RESERVATIONS IN ARIZONA

RESERVATION	COUNTY	COMMUNITY CODE*	COMMUNITY NAME
NAVAJO	APACHE	01018	NAVAJO
		01020	PINON
		01022	PAINTED DESERT
		01028	FORT DEFIANCE
		01029	CHINLE
		01030	SAWMILL
		01031	WINDOW ROCK
		01032/01042	TSAILEE
		01033	KINLICHEE
		01034	GANADO
		01035	NAZLINI
		01036	STEAMBOAT
		01037	MANY FARMS
		01038	COTTONWOOD
		01039	ROCK POINT
		01040	DENNEHOTSO
		01041	HUNTER'S POINT
		01043	LUKACHUKAI
		01044	ROUND ROCK
		01045	BLUE GAP
		01046	ROUGH ROCK
		01047	BLUE CANYON
		01048/01062	ST. MICHAELS
		01049	WHEATFIELDS
		01050	SALINA SPRINGS
		01051	KLAGETOH
		01052	TOYEI
		01053	WIDE RUINS
		01054	HOUCK
		01055	TEEC NOS POS
01056	LUPTON		
01057	RED VALLEY		

COMMUNITIES ON INDIAN RESERVATIONS IN ARIZONA

RESERVATION	COUNTY	COMMUNITY CODE*	COMMUNITY NAME
NAVAJO (CONTINUED)		01058	COVE
		01059	CORNFIELDS
		01060	CANYON DEL MUERTO
		01061	NAVAJO STATION
		01063	WOODSPRINGS
		01064	SWEETWATER
		01065	ALLENTOWN
		01066	TEC NEZ IAH
		01067	OAK SPRINGS
		01068	RED MESA
		01069	WHIPPORWILL
		01070	GREASEWOOD
		01071	SUNRISE
		01072	CROSS CANYON
		01073	PINE SPRINGS
		03018	GREY MOUNTAIN
	COCONINO		03062
		03063	DINNEBITO
		03064	ELEPHANT'S FEET
		03065	HOWELL MESA
		03067	RED LAKE
		03068	TONALEA
		03069	TUBA CITY
		03070	BITTER SPRINGS
		03072	KAIBETO
		03073	LEUPP
		03074	CEDAR RIDGE
		03075	INSCRIPTION
	03076	THE GAP	
	03077	CAMERON	
	03078	NAVAJO MOUNTAIN	
	03079	INSCRIPTION HOUSE	

COMMUNITIES ON INDIAN RESERVATIONS IN ARIZONA

RESERVATION	COUNTY	COMMUNITY CODE*	COMMUNITY NAME	
NAVAJO (CONTINUED)		03080	LECHEE	
		03081	FOREST LAKES	
		03082	TOLANI LAKE	
		03084	WHITE MESA	
		03085	COALMINE	
		03086	SAND SPRINGS	
		03087	RARE METALS	
		03088	COPPERMINE	
	NAVAJO		09029	BIG MOUNTAIN
			09036	HARD ROCKS
			09038/09039	JEDDITO
			09041	LOW MOUNTAIN
			09046	PINON
			09059	TACHEE
			09061	WHIPPORWILL
			09080	TEESTO (TEESTOH)
			09081	KAYENTA
			09082	WHITECONE
			09083	SHONTO
		09084	GREASEWOOD	
		09085/09090	DILCON	
		09086	CHILCHINBETO	
		09087	BURNTCORN	
		09088	BLACK MESA	
		09089	BIRD SPRINGS	
		09091	INDIAN WELLS	
		09093	KITSEEL	
	09095	SEBA DAIKAL		
	09031/09032/09034/09049/09092	OTHER/UNKNOWN PLACE		

COMMUNITIES ON INDIAN RESERVATIONS IN ARIZONA

RESERVATION	COUNTY	COMMUNITY CODE*	COMMUNITY NAME	
PASCUA YAQUI	PIMA	10059	PASCUA YAQUI INDIAN RESERVATION	
SALT RIVER	MARICOPA	07109	SALT RIVER INDIAN RESERVATION	
SAN CARLOS	GILA	04040	SAN CARLOS INDIAN RESERVATION/NOS	
		04041	COOLIDGE DAM	
		04042	CUTTER	
		04043	PERIDOT	
		04044	SAN CARLOS	
	GRAHAM	05030	SAN CARLOS INDIAN RESERVATION/NOS	
		05031	BYLAS	
		05032	CALVA	
		05033	SAN CARLOS LAKE	
		05033	SAN CARLOS LAKE	
SAN XAVIER	PIMA	10047	SAN XAVIER INDIAN RESERVATION/NOS	
TOHONO O'ODHAM	MARICOPA	07099	TOHONO O'ODHAM INDIAN RESERVATION/NOS	
		07100	KAKA	
		07101/07102	GILA BEND INDIAN COMMUNITY/SAN LUCY VILLAGE	
	PIMA	10048	TOHONO O'ODHAM	
		10049	SANTA ROSA	
		10050	HICKIWAN	
		10051	PISINEMO	
		10052	IRON STAND VILLAGE	
		10053	LITTLE TUCSON	
		10054	SELLS	
		10055	TOPAWA	
		10056/10060	MENEGER'S DAM	
		10057	QUEEN'S WELL	
		PINAL	11055	TOHONO O'ODHAM INDIAN RESERVATION/NOS
			11056	CHUICHU
11057	KOHATK			
01105	NORTH KOMELIK			

* THE CITY/TOWN/PLACE CODES USED BY THE OFFICE OF VITAL RECORDS OF THE ARIZONA DEPARTMENT OF HEALTH SERVICES.

** NOT OTHERWISE SPECIFIED.

