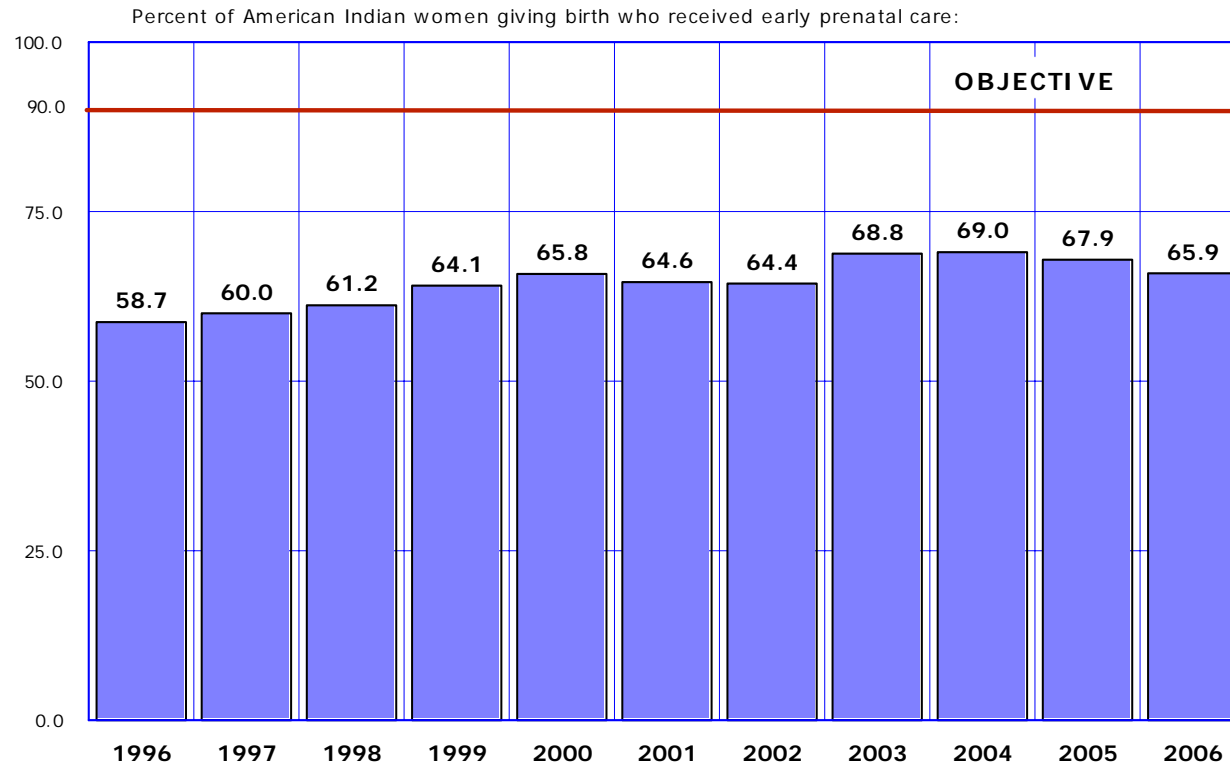


II.

COMPARISON OF AMERICAN INDIANS' STANDING IN ARIZONA
WITH RESPECT TO SELECTED HEALTH OBJECTIVES FOR THE
YEAR 2010

2.1 Early Prenatal Care

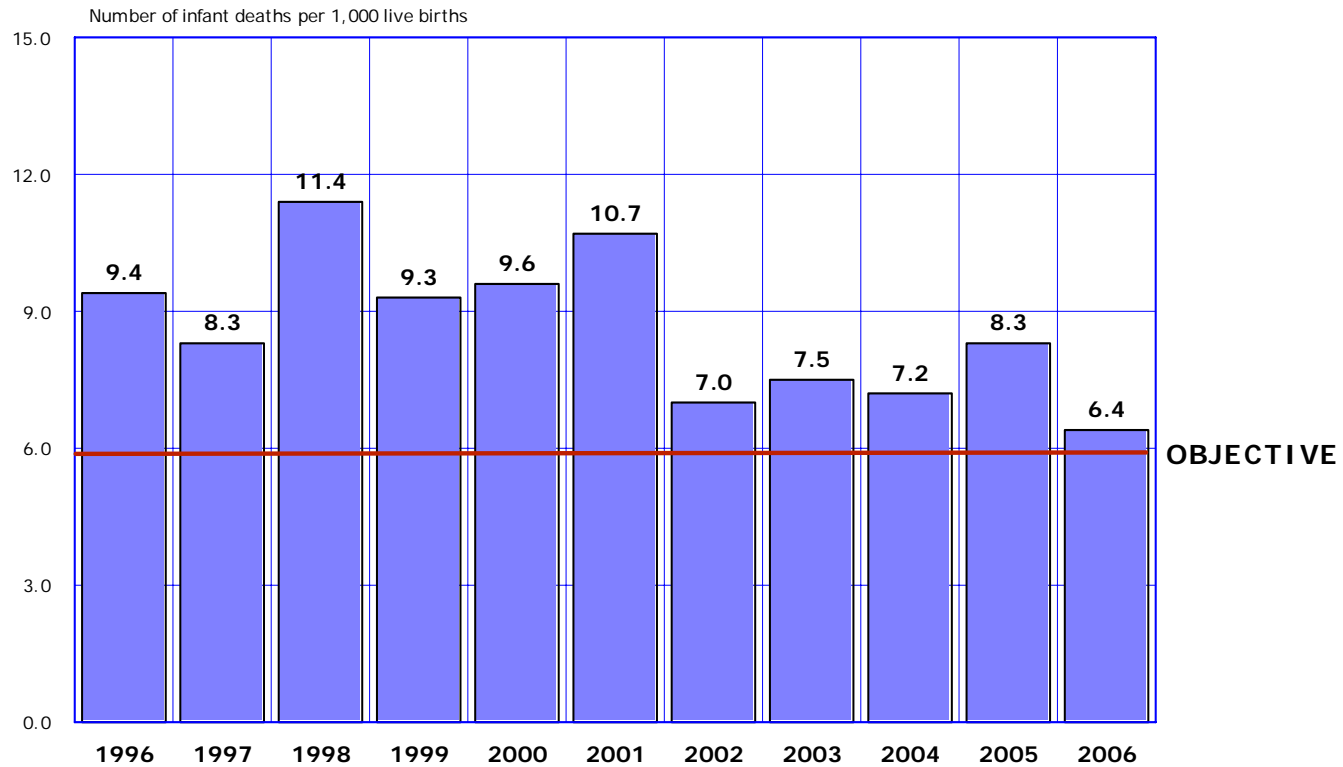
NATIONAL YEAR 2010 OBJECTIVE (HP16-10a*): INCREASE TO 90 PERCENT THE PROPORTION OF WOMEN GIVING BIRTH WHO RECEIVE PRENATAL CARE IN THE FIRST TRIMESTER OF PREGNANCY



Source: Table 1B-2 and Table 1B-12 in *Arizona Health Status and Vital Statistics 2006*.

2.2 Infant Mortality

**NATIONAL YEAR 2010 OBJECTIVE (HP16-1c): REDUCE THE RATE OF INFANT DEATHS TO
NO MORE THAN 6 PER 1,000 LIVE BIRTHS**

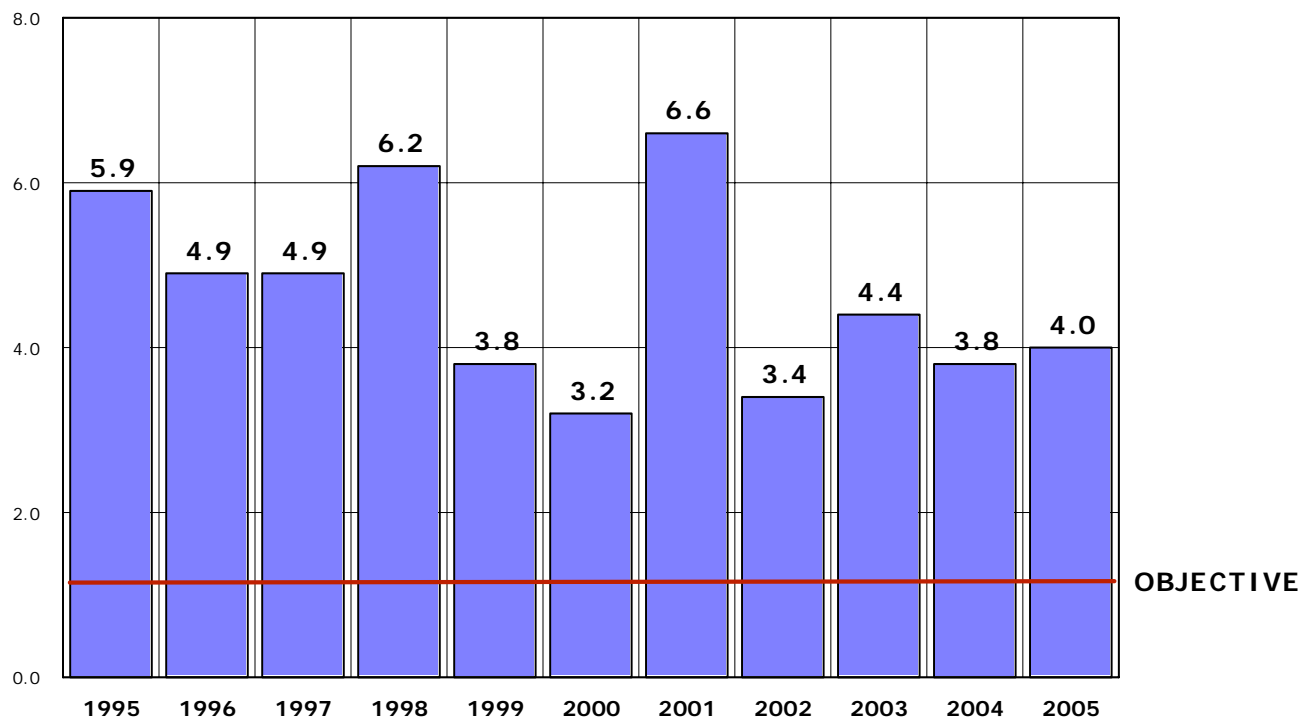


Source: Table 2C-2 in *Arizona Health Status and Vital Statistics 2006*. Infant deaths are by the race/ethnicity of the decedent.
For consistency with the national data, the denominators used to calculate infant mortality rates are by race/ethnicity of mother.

2.3 Postneonatal Mortality

NATIONAL YEAR 2010 OBJECTIVE (HP16-1e): REDUCE POSTNEONATAL MORTALITY TO NO MORE THAN 1.2 PER 1,000 LIVE BIRTHS

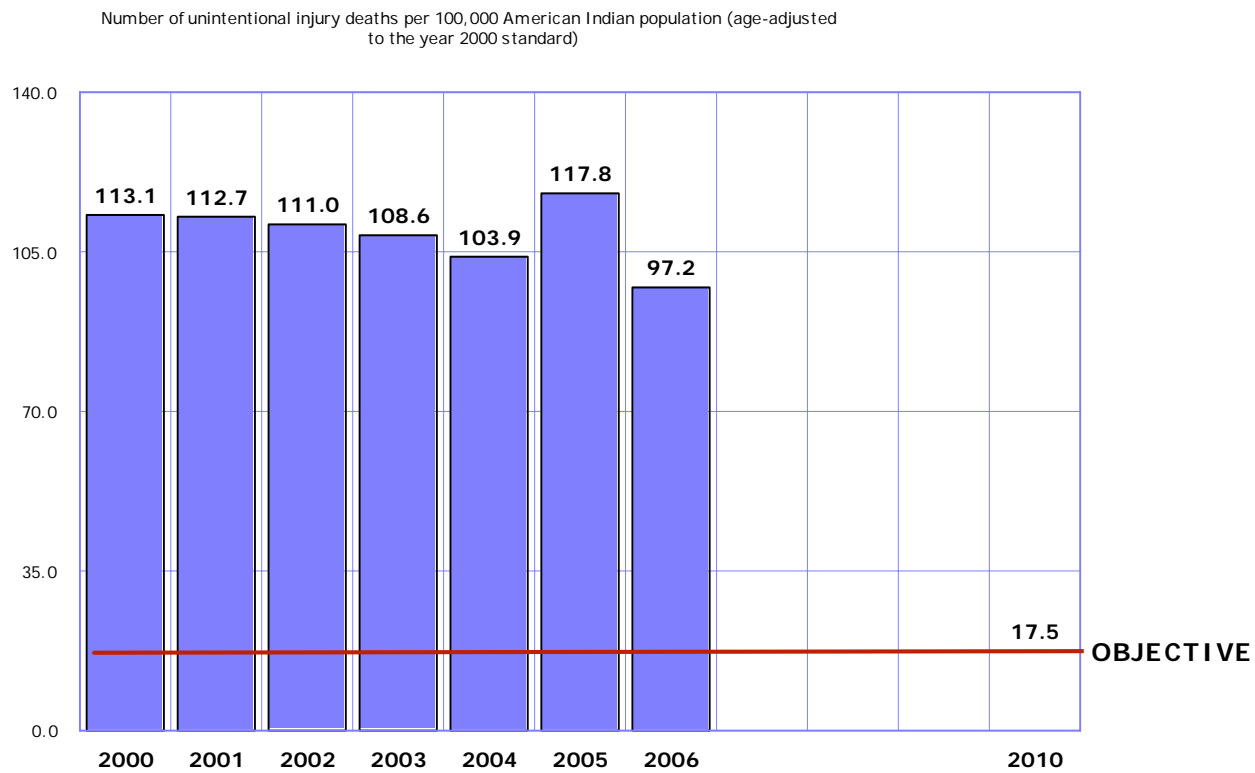
Number of postneonatal (i.e., at least 28 days of age but less than one year of age) deaths per 1,000 live births



Source: Table 2C-3 or Table 2C-4 in *Arizona Health Status and Vital Statistics 2006*. Postneonatal deaths are by the race/ethnicity of the decedent. For consistency with the national data, the denominators used to calculate postneonatal mortality rates are by race/ethnicity of mother.

2.4 Unintentional Injury Deaths

NATIONAL YEAR 2010 OBJECTIVE (HP15-13): REDUCE DEATHS CAUSED BY UNINTENTIONAL INJURIES TO NO MORE THAN 17.5 PER 100,000 AGE-ADJUSTED POPULATION

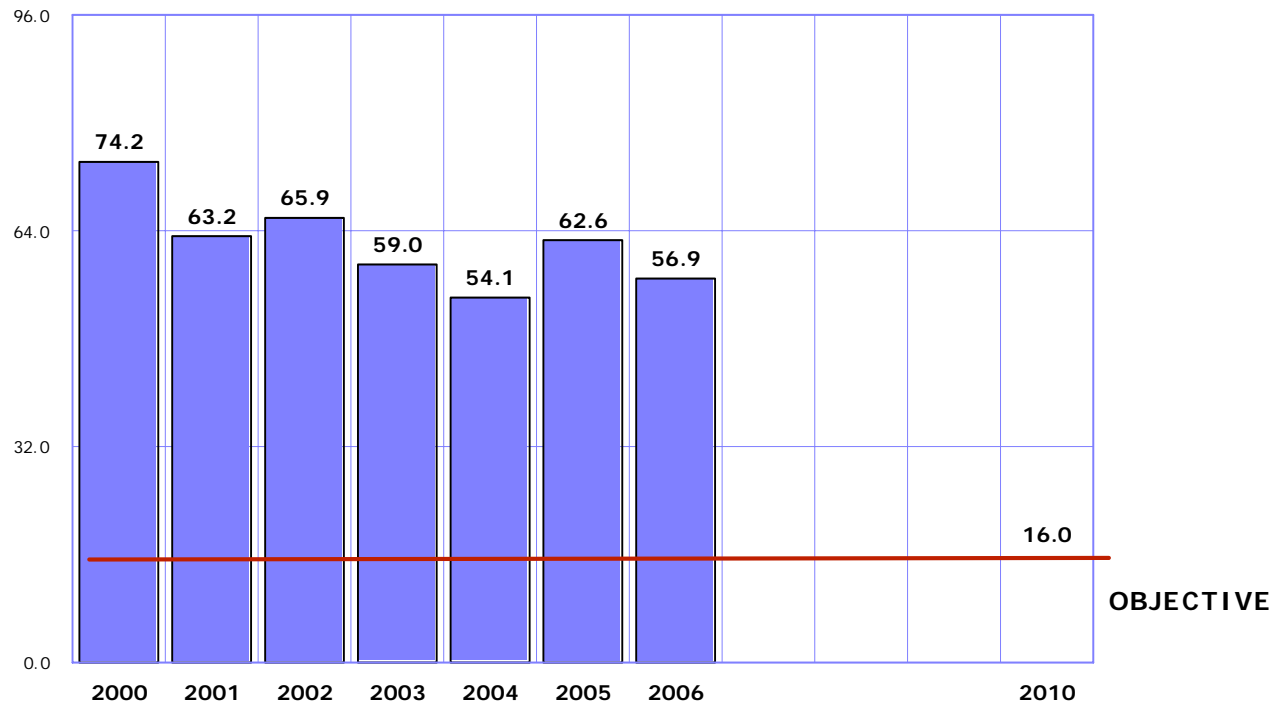


Source: Table 2B-3 in *Arizona Health Status and Vital Statistics 2006*.

2.5 Motor Vehicle Crash Deaths

NATIONAL YEAR 2010 OBJECTIVE (HP15-15): REDUCE DEATHS CAUSED BY MOTOR VEHICLE CRASHES TO NO MORE THAN 16 PER 100,000 AGE-ADJUSTED POPULATION

Number of deaths caused by motor vehicle crashes per 100,000 American Indian population
(age-adjusted to the year 2000 standard)

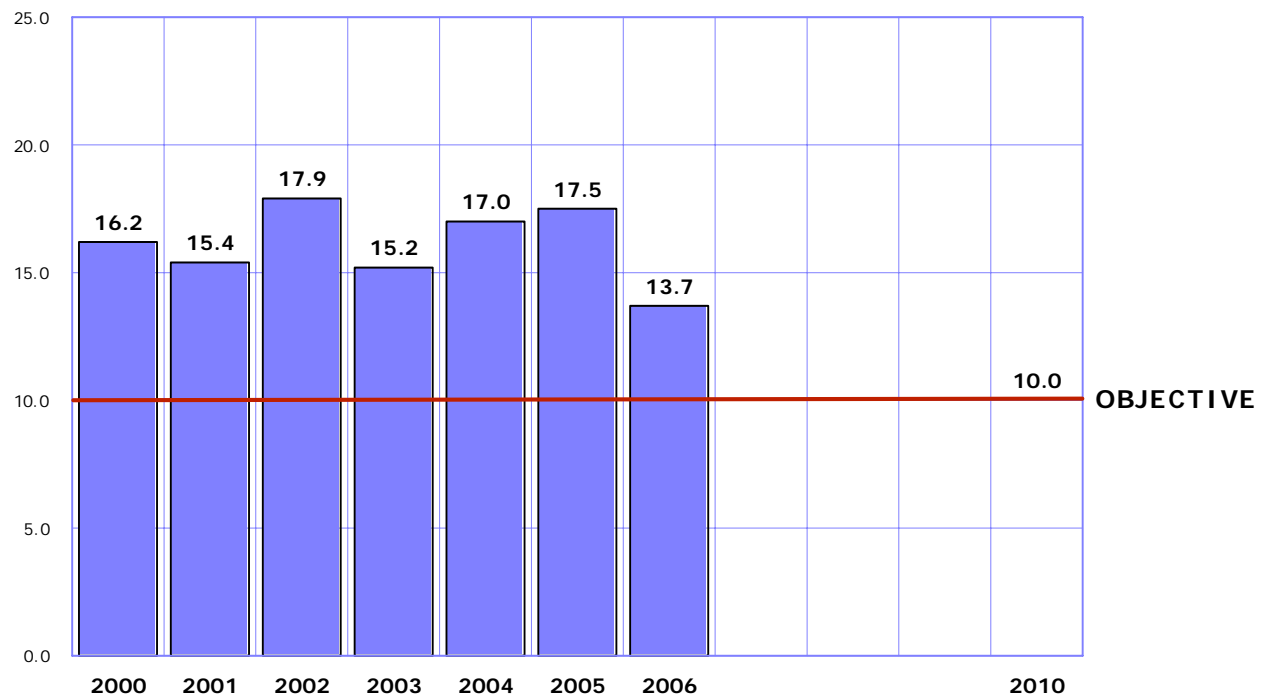


Source: Table 2B-3 in *Arizona Health Status and Vital Statistics 2006*.

2.6 Intentional Self-Harm (Suicide)

**NATIONAL YEAR 2010 OBJECTIVE (HP18-1): REDUCE THE SUICIDE RATE TO
NO MORE THAN 10 PER 100,000 AGE-ADJUSTED POPULATION**

Number of suicides per 100,000 American Indian population
(age-adjusted to the year 2000 standard)

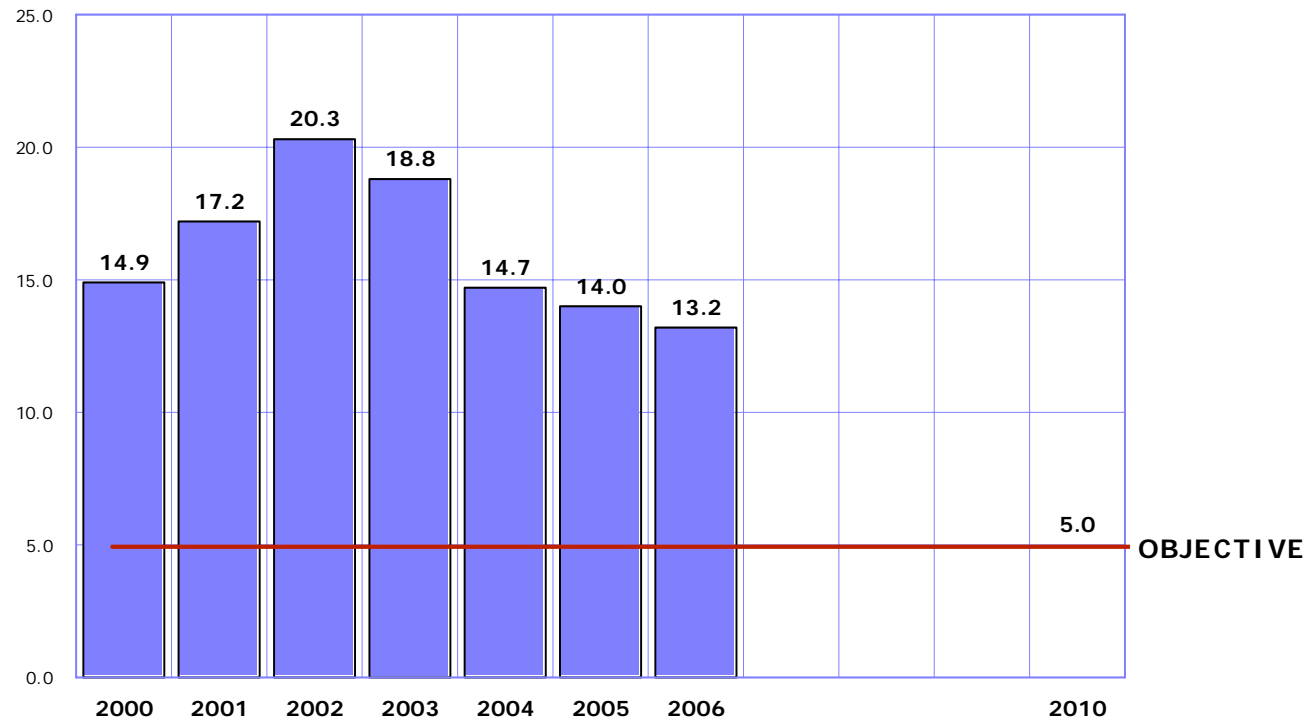


Source: Table 2B-3 in *Arizona Health Status and Vital Statistics 2006*.

2.7 Assault (Homicide)

**NATIONAL YEAR 2010 OBJECTIVE (HP15-32): REDUCE THE HOMICIDE RATE TO
NO MORE THAN 5 PER 100,000 AGE-ADJUSTED POPULATION**

Number of homicides per 100,000 American Indian population (age-adjusted to the year 2000 standard)

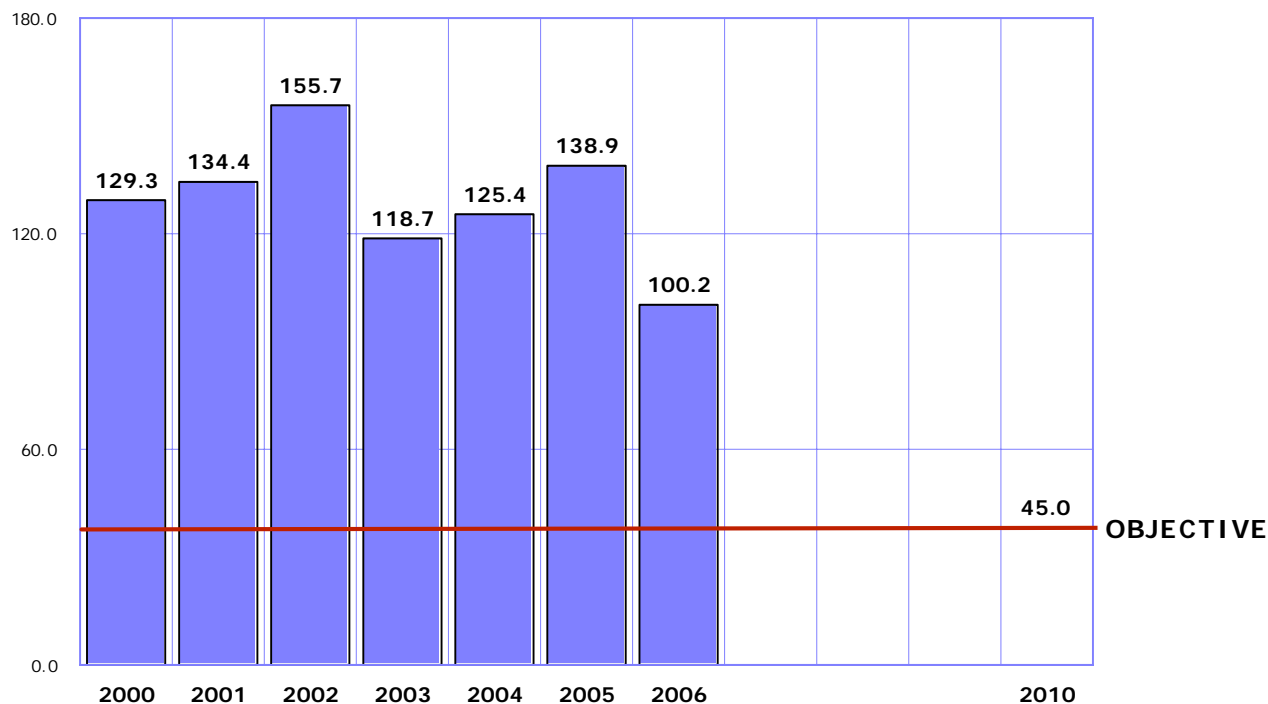


Source: Table 2B-3 in *Arizona Health Status and Vital Statistics 2006*.

2.8 Diabetes-related Deaths

NATIONAL YEAR 2010 OBJECTIVE (HP5-5): REDUCE THE DIABETES-RELATED DEATH RATE TO NO MORE THAN 45 PER 100,000 AGE-ADJUSTED POPULATION

Number of deaths due to diabetes reported as the underlying or multiple cause of death per 100,000 American Indian population (age-adjusted to the year 2000 standard)

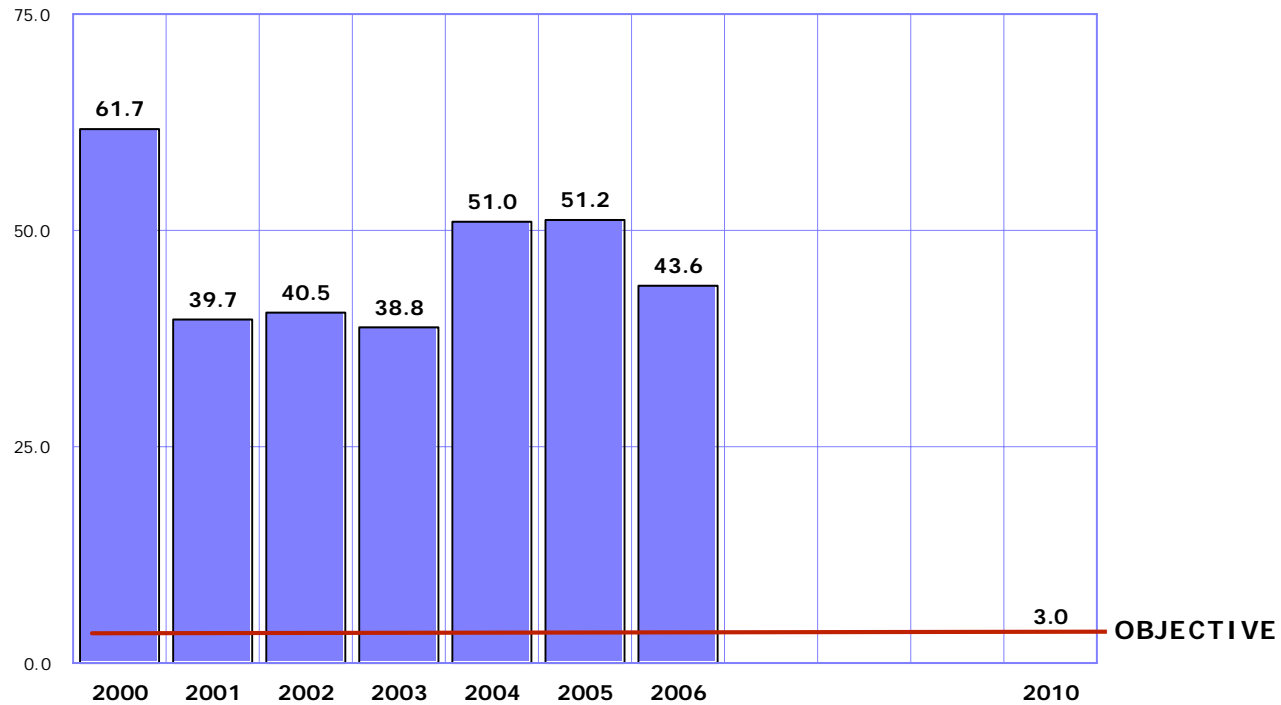


Note: The age-adjusted rate for diabetes as the underlying cause of death among American Indians was 43.9/100,000 in 2006. The rate of 100.2/100,000 in Figure 2.8 accounts for all mentions of diabetes on the death certificates, whether or not it was the underlying cause of death.

2.9 Cirrhosis Deaths

**NATIONAL YEAR 2010 OBJECTIVE (HP26-2): REDUCE THE CIRRHOSIS* DEATH RATE TO
NO MORE THAN 3 PER 100,000 AGE-ADJUSTED POPULATION**

Number of deaths due to chronic liver disease and cirrhosis reported as the underlying cause
of death per 100,000 American Indian population (age-adjusted to the year 2000 standard)



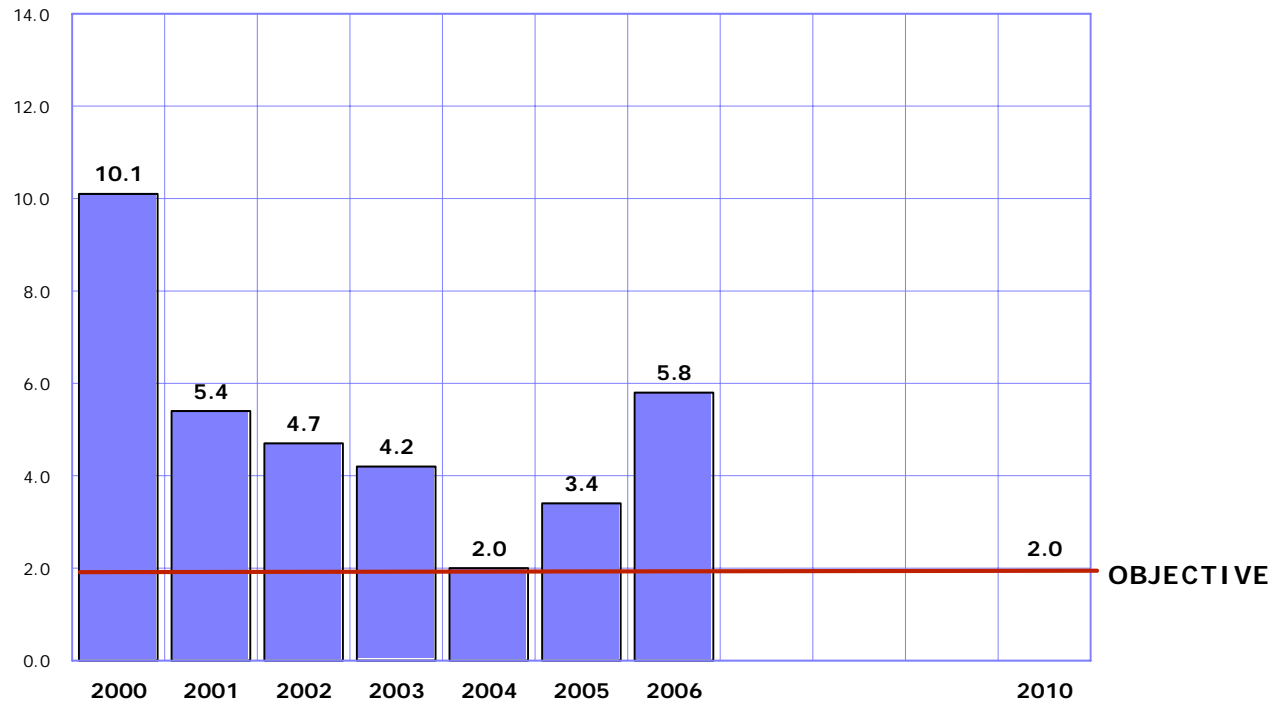
*Chronic liver disease and cirrhosis (ICD-10 codes K70, K73-K74).

Source: Table 2B-3 in *Arizona Health Status and Vital Statistics 2006*.

2.10 Cervical Cancer Deaths

NATIONAL YEAR 2010 OBJECTIVE (HP3-4): REDUCE THE CERVICAL CANCER DEATH RATE TO NO MORE THAN 2 PER 100,000 AGE-ADJUSTED FEMALE POPULATION

Number of deaths due to cancer of the uterine cervix reported as the underlying cause of death per 100,000 American Indian female population (age-adjusted to the year 2000 standard)



*Note: These rates based on fewer than 10 deaths/year are not statistically reliable.

Source: Table 2B-4 in *Arizona Health Status and Vital Statistics 2006*.